



# 2021 ANNUAL REPORT AND ACCOUNTS





# CONTENTS

<b>1. President's Report</b>	<b>4</b>
<b>2. Operations Report</b>	<b>12</b>
2021 Revenue, Expenditure, Development at a glance	30
Athletics Olympic Dividend (AOD) grant case studies	38
<b>Appendices</b>	<b>46</b>
Appendix A: Financial and Audit Reports	48
Appendix B: 2021 Audited Financial Statements	54
Appendix C: 2021 Remuneration Policy	94

# PRESIDENT'S REPORT



# 1. PRESIDENT'S REPORT

We have just staged our first outdoor World Athletics Championships since 2019 in what will go down as the most universal edition in the history of the global event. The record for the number of countries winning gold medals at one championships has been broken, with 29 countries taking turns on the top step of the podium.

At the second World Athletics U20 Championships in two years, this year held in Cali, Colombia, over 1300 athletes from 126 countries took part, pushing the World Athletics U20 championships past the 20,000 milestone in terms of the number of athletes who have competed at these championships since their first edition in 1986.

A huge amount of work has gone into preparing both these events and the athletes under what are still difficult and unpredictable circumstances around Covid-19.

Looking back over 2021 we were delighted with the return of competition, albeit with restrictions on spectators in some cases, but the challenges presented by Covid-19 added layers upon layers of complexity.

There is a wise quote from British author, Vivien Greene, wife of distinguished novelist Graham Greene, that sums up 2021 for me:


***“Life isn’t about waiting for the storm to pass, it’s about learning how to dance in the rain”***

And across the sport we did just that. We learned a lot about ourselves and our sport in 2020, particularly about how to adapt, be flexible, resilient, brave and creative.

And we put this to good use in 2021, ending the year strongly despite the tough conditions. Almost 11,000 athletes were able to compete in over 100 elite competitions including three World Athletics Series events, the Tokyo 2020 Olympic Games, 12 Wanda Diamond League events and 69 World Athletics Continental Tour meetings.

I am particularly proud of the last. In 2020 we launched the World Athletics Continental Tour to create a coherent global tour of the best international one-day meetings outside the Wanda Diamond League, reaching across every continental area. We were only able to host 28 meetings in 2020 so being able to increase this to 69 in 2021 was impressive and my thanks go to the diligence and hard work of all the meeting organisers who created these opportunities for our athletes. The 2021 Continental Tour Gold series combined some of the sport’s most venerable meetings with newer competitions that are already beginning to establish impressive traditions of their own in different regions of the world.

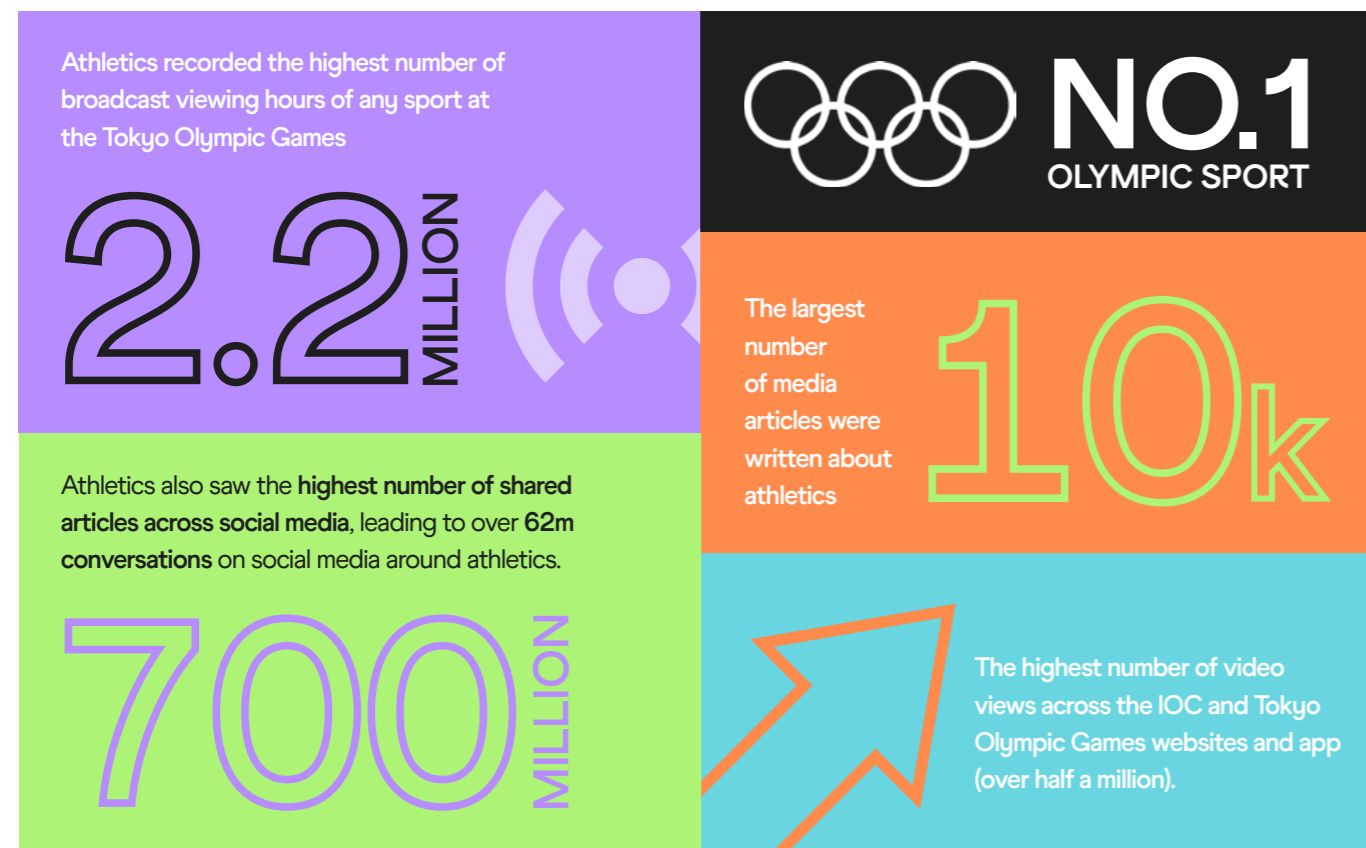
Obviously, the central focus of our competition was the Tokyo 2020 Olympic Games. No past Olympic Games has presented a greater challenge to all of us, particularly of course our athletes. Again, the flexibility, resilience and bravery of our Member Federations and athletes saw us through.



We were determined to keep our sport front and centre and do everything we could to maintain domestic and international events which gave the athletes the platform for the many outstanding performances we witnessed in Tokyo.

The athletes rose to the occasion after many months of disruption and frustration, and did so again at the World Athletics U20 Championships in Nairobi. It was a collective contribution that saw athletics excel and crucially entrenched us as the number one Olympic sport.

This is not just anecdotal, the IOC commissioned Publicis Sport & Entertainment (PSE), an independent agency to collect and consolidate the sport and event data from all continents. And this research showed:



We were also fully focused on delivering our World Athletics Strategy for Growth and its four pillars by delivering five actions across the year. These were:

#### Increase participation at either grassroots or elite level or both

Many of our Member Federations focused on placings and medals with the World Athletics Relays in Silesia, the World Athletics U20 Championships in Nairobi, the return of the one-day meetings and the Tokyo Olympic Games. This is crucial for some because a good medal haul equates to greater government funding. But a large proportion of Member Federations do not have these metrics and we understand that. We are not a one size fits all sport. Increasing participation in our sport at a community level is equally important and we saw that with a renewed focus on clubs, schools and recreational running communities. We also saw the number of our one-day meetings increase, particularly under the Continental Tour framework, which was encouraging and the successful launch and roll out of our new Kids' Athletics programme later in the year gave many Federations the tools to reengage with communities and governments.

#### Double the number of people taking coaching and officiating courses

This focused on recruiting more volunteers, coaches and technical officials. We have an unprecedented five years ahead of us and a focus at HQ is to enhance and expand our eLearning platform to provide a faster, more flexible, more accessible, and less costly way to increase the numbers of qualified coaches and technical officials coming into our sport. And this focus will pay off over the next few years with increased numbers actively participating in our courses and programmes. With more coaches and technical officials, we will have more people who are able to work with clubs, schools and recreational runners and build more grassroots participation.

#### Creating World Athletics campaigns which Member Federations can use to drive engagement

Four high-profile campaigns were created in 2021, which a large number of Federations supported and benefitted from. International Women's Day saw the launch of #WeGrowAthletics and a number of pledges from across our stakeholders.

The results were exceptional, with over 200 articles. This was followed by the Global Conversation campaign to support the development of the World Plan for Athletics, with many Federations making use of the communications toolkit to make sure their athletes, fans, clubs and other stakeholders were aware of the survey. It resulted in over 25,000 responses from 178 countries providing valuable direction for the development of the World Plan. The launch of our virtual museum – MOWA – at the beginning of the year and the launch of the new Kids' Athletics programme in November created opportunities for Member Federations to reach out to their communities.

### Secure meaningful partnerships at Area and National levels

We cannot deliver the growth we want to see without strong and resilient partners – not just commercial, although they are important, but non-commercial partnerships with governments, health and wellbeing organisations, community bodies, parent/ teacher groups, universities and many others. Sport is the hidden social worker in all our communities. Not everyone needs money from us, they need people who understand our sport, who can help organise events, large and small, to assist in community events and advise schools in their many different shapes and sizes

about how to engage children in a fun way in athletics. Our goal is to make our sport a lot more fun for young people and we have seen this happen with our new Kids' Athletics programme and other initiatives that were carried out in 2021.

### Profile national athletes at home whether medal winners or elite high-performance athletes

While many Federations create school tours with returning medallists from World Athletics Championships and Olympic Games as a matter of course we see strong connections with elite athletes and schools in the Caribbean, in Africa and parts of Europe and want to see this grow as the connection is a powerful one. We are enormously proud of the fact we are a global sport so we need to ensure we continue to grow together in every region and every Member Federation. The development of our World Plan for Athletics, under the guidance of Willie Banks, as Chair of the World Plan Working Group, will help us do this and I am grateful for the work he and his team, with all of our Federations, put into this.

Our virtual Congress and Convention held at the end of 2021 explored the World Plan in some detail and this will help all areas of our sport grow in meaningful ways.

With 214 Member Federations we need to use our individual and combined influence, reach and impact. Sport, and our sport in particular, has never been so relevant. We see this all around us, wherever you are in the world. We see athletes inspiring communities and we see the helplessness of many of our governments to effectively deal with the health, fitness and wellbeing of their citizens even if it is a priority. It has never been so stark. We need to look beyond the pandemic. Review how people are able to access our sport in our countries and territories. Make our sport more accessible, make it more inclusive so it fits into the lives of young people and adults when their lives get back to a more recognisable rhythm and we need to make it fun, engaging and essential. We need to create new partnerships (non-commercial and commercial), we need to create more programmes that are accessible and relevant to the communities in our countries, we need more facilities – not just stadiums and tracks, but safe places where people can run, jump, throw and exercise – designated spaces in parks, better lighting, running groups so people can exercise together, support for our clubs by encouraging more people to coach and officiate. And we need to use our athletes more to encourage people to participate in our sport and become fans of athletics.

We can't have them locked away in training camps only coming out to compete or deliver on a sponsor's commitments.

***“We must encourage our athletes to be more accessible to our communities and to the media. We need to work with our athletes, their sponsors and their training programmes to reach deeper into our schools and communities. It is a win/win/win for everyone.”***

I am proud of how we ended 2021 and knowing what we have accomplished at the half-way mark of 2022 I have never felt more confident about our sport and our ability to grow it substantially over the next few years. These are exciting times and our ambitions are high.

My heartfelt thanks go to our athletes, our Member Federations, Area Associations, our HQ, our Council, Executive Board and all those who continue to inspire us across the world to ensure athletics remains the number 1 Olympic sport.





# OPERATIONS REPORT

## 2. OPERATIONS REPORT

A CONTINUED FOCUS ON MANAGING EXPENDITURE AND PRESERVING CASH DELIVERED STRONG RESULTS FOR THE YEAR AS COMPETITION AND EVENTS RETURNED UNDER DIFFICULT GLOBAL CONDITIONS

Cash increased

↑34%

Revenue increased

↑87%  
with inclusion of 4-year  
Olympic dividend

Expenditure increased

↑26%  
due to increased events

**No.1** Olympic Sport  
from IOC independent research at  
Tokyo 2020 Olympic Games

**OVER 5000**

athletes took part in  
Continental Tour Events

**11,000**

athletes took part in 108 events

**1 million**

participated in 84 road label races

Our efforts to protect our cashflow during 2020 continued during 2021 helping to deliver strong financial results. Our revenue for the year ending 31 December 2021, without the Olympic dividend, remained stable at US\$43.3m. This included our committed revenues through our Dentsu and EBU partnerships which remain secure. With the inclusion of the Olympic dividend (US\$39.4m) revenues for the year rose 87% to US\$83m.

Expenditure increased by 26% to US\$52.6m with the hosting of more events. Almost half (45%) of expenditure focused on competition and events (US\$23.5m).

Grant funding increased by 13% on the previous year as more events and activities, particularly in the areas of education and development, were able to take place but remains below pre-Covid-19 levels due to continued disruption in a number of Areas, regions and countries.

The Athletics Integrity Unit (AIU) received increased levels of funding (US\$8.8m gross) on the previous year in line with increased levels of activity at championship events and label races.

This was offset by US\$0.5m of Russian Athletics Federation (RusAF) reimbursements and US\$0.7m of income from the Label Road Race programme resulting in a net spend of US\$7.6m.

Administration costs, which were supported by a generous furlough scheme in 2020, remained level at US\$6.8m due to the continued efforts of World Athletics' HQ to forensically bear down on costs following a detailed review in 2019.

A large focus over the last two years has been to preserve cash to give the sport greater control and security over its own future. Aided by strong controls on expenditure, including non-event related travel which went down from US\$550k to US\$485k, cash for the year ending 31 December 2021 increased by 34% to US\$54m.



## STRATEGIC GROWTH PLAN FOUR PILLARS

Following the implementation of World Athletics' four-year Strategy for Growth in 2020, significant progress has been made across all four pillars – **participation, people, partnerships and fans**.

The full Strategic Plan is available on the website [here](#).

### VISION AND MISSION

# TO USE THE POWER AND ACCESSIBILITY OF ATHLETICS AND OUR ATHLETES TO CREATE A HEALTHIER AND FITTER WORLD

#### GROW

Grow the sport of athletics and make it relevant in people's lives and in the lives of their communities.

#### INSPIRE

Create globally appealing and accessible competitions, events, and activities so our talented athletes can entertain and inspire the world.

#### LEAD

Be the best example of a well governed sports federation taking brave leadership decisions and valuing partnerships that deliver athletics around the world.

### PARTICIPATION

**Development and staging of more one-day competitions have helped increase participation**

The Continental Tour was launched in 2020 with an investment of US\$362k from World Athletics. Seven Gold meetings took place in what was a very difficult year for events. But in 2021, with a 71% increase in investment to US\$621k, the Continental Tour Gold series was increased to comprise 12 events, including three new events in the USA. A total of 69 events were held in total across all three tiers of the Continental Tour in 2021 (28 meetings held in 2020) with over 5000 athletes competing. Two world records were set along with 12 area and 100 national records.

The Wanda Diamond League successfully held 12 events, culminating in the first two-day Final in Zürich, which showcased all 32 Diamond Disciplines, following a championship style model. Almost 900 athletes competed in the Wanda Diamond League series in 2021 which saw one world record broken, 13 area records and 53 national records set.

The World Athletics Indoor Tour was made up of 24 meetings spread across Europe and North America with over 1300 athletes competing. Three world records, 11 area records and 66 national records were set at the meetings.

The impact of the pandemic on the 2021 road race season remained significant, but thanks to the hard work of road race organisers, 84 road races were held in 50 countries, across all six areas this year. This was substantially up on the 48 road races held in the previous year, which were mostly elite events. Current projections show that events in 2022 will be more than double those of 2021 thanks to the close partnership with the Abbott World Marathon Majors and the Pro Running Board which was established in 2020.

Despite the continued difficulties with Covid-19, two World Athletics Series events were staged (World Athletics U20 Championships, Nairobi (KEN) and World Athletics Relays, Silesia (POL)) in addition to the Tokyo 2020 Olympic Games. New World Athletics Tours in cross country (12 events), combined events (six events) and race walking (two events) were launched in 2021. The athletes' prize money for the World Athletics Championships has been increased by US\$1 million. For the 2022 and 2023 editions this will be covered by World Athletics through investing the sanction fee from the RusAF suspension and reinstatement process.

Future World Athletics Championships organisers starting in 2025 will be responsible for the US\$8 million prize money required.

A worldwide survey into our sport (the Global Conversation) was launched during the year, receiving over 25,000 responses from people connected with our sport in 178 countries around the world. These responses, together with detailed feedback from our Member Federations, contributed to the development of the World Plan for Athletics 2022-2030 that was approved by Congress on 17/18 November 2021.

## PEOPLE

### Investment in eLearning materials and virtual information and education sessions driving more people in to the sport

Building on the steps taken in 2020, World Athletics continued to improve its connectivity with Member Federations (MF) through monthly (17 in total) virtual MF Info sessions covering topics as wide ranging as competition updates, anti-doping rules and Covid-19 management to communications and campaigns, sustainability and gender leadership.

Continued investment into the World Athletics eLearning platforms and content resulted in additional coaching and technical official

certification programmes being created as well as education modules to support the new Kids' Athletics programme including safeguarding measures and practitioner training. New administrative courses and course material have been created to support newly elected or appointed Federation staff and board members resulting in a more consistent approach to governance across the globe. Material for athletes has also been created in collaboration with the IOC and its Athlete365 modules.

A new webinar section has also been created on the [eLearning platform](#) where a library of past webinars has been set up enabling easier access to past materials.

The foundations that have been put in place during 2021, together with continued investment into eLearning materials, will help to grow and strengthen the 'more people' pillar of the Strategy for Growth.

## PARTNERSHIPS

### Growing partnerships in these uncertain times has resulted in additional sponsorship sub-agents and a focus on non-commercial partners to promote health and fitness

Notwithstanding the ongoing economic uncertainty presented by the pandemic and the postponement of some of our World Athletics Series events scheduled for 2022 and 2023, the year saw an increase in initial meetings/discussions with potential new partners and brands who want to engage and discuss sponsorship opportunities. This has been aided by the appointment of four new sponsorship sub-agents working with Dentsu in different regions around the world.

We have continued to work collaboratively with our current partners joining forces on campaigns such as International Women's Day, mental health awareness and the role of exercise and fitness in community health, campaigning also for the return of parkrun in the UK.

As the state of global health and the planet continues to be debated and monitored we launched our new [Kids' Athletics](#) programme as a way for Member Federations to work alongside Governments, health authorities and schools to encourage children from 4-14 years old to





participate in sport in fun and engaging ways. Additional focus is also being placed on non-commercial partnerships with Governments at all levels, non-government organisations (NGOs) and sustainability organisations such as United Nations' Sport for Climate Action framework which World Athletics signed up to in 2021.

With the return of events, World Athletics also signed an extended and enhanced media rights partnership for all top-tier World Athletics Series events with the European Broadcasting Union which will run from 2024 to 2029 with 29 EBU members already confirmed. As well as live broadcast on free-to-air TV of the World Athletics Championships and World Athletics Indoor Championships, the new partnership will unveil exciting digital content and a joint commitment to create a compelling documentary series about athletics.

## FANS

Engaging fans has required a more creative and digital focus with many events unable to have spectators or limiting spectators. This has been a successful strategy with large uplifts across social media channels

2021 was a mixed year in this area with limited live events or opportunities to engage fans through traditional broadcast. However, great strides have been made across all social media platforms culminating in a 73% increase in followers with TikTok contributing one million new followers, making World Athletics the number one followed Tik Tok account in sport. World Athletics social media fanbase rose to 7.1 million across the year and the website recorded 13 million users. Media coverage generated during the year had a reach of 6.4 billion people with a strong proactive communications plan leading into the Tokyo 2020 Olympic Games. The result of this was that more media articles were written about athletics (10k) than any other sport and over 700 million articles were shared across social media, again higher than any other sport.



Work progressed on developing tactical plans to drive the fan engagement strategy that will underpin our quest for one million 'known' fans bringing together the work and initiatives of our communications, marketing, broadcast and IT teams.

A single sign on (SSO) for the website aims to enable fans to engage more and receive a better, tailored experience of athletics and access to premium content, which is being developed.

A significant amount of work has gone into creating a world-class content hub for broadcasters and other media to directly access live and on-demand content and further

development of the WebCIS and athlete tracking data is delivering more analytical data and graphics to broadcasters and on social media. Many of the initiatives developed in 2021 were rolled out at the World Athletics Championship Oregon22 with others to follow in 2023 for the World Athletics Championships in Budapest and the Paris 2024 Olympic Games.

The World Athletics Continental Tour was successfully completed in 2021 with record broadcast coverage and audience data.

World Athletics is also maximising opportunities to improve and accelerate the World Athletics digital rights.



## HEALTH AND WELLBEING OF OUR ATHLETES, OUR SPORT AND OUR PLANET CONTINUE TO DRIVE OUR NON-EVENT RELATED ACTIVITIES AND SIGNIFICANT PROGRESS HAS BEEN MADE THROUGHOUT THE YEAR WITH KEY POLICIES AND PLANS SIGNED OFF BY COUNCIL AND IMPLEMENTED

### Safeguarding Working Group

In March 2021 the Council agreed on the establishment and membership of a Safeguarding Working Group to assist HQ with the further development of its sport wide Safeguarding Policy. The working group was set up in June 2021, for a maximum one-year term and as its first order of business undertook a review of the World Athletics Safeguarding Policy initially considered by the Council in March 2021. A final version was produced and approved by the Council at its meeting in Tokyo in July 2021. It has now been published on the World Athletics website and can be found [here](#). The Policy will be reviewed annually to ensure it stays up to date and fit for purpose.

The work of the Safeguarding Working Group in creating safeguarding frameworks that are able to be implemented in all countries and regions of the world is fundamental to the ongoing success of athletics in the future. World Athletics and its members believe that a consistent, robust and well communicated policy which is adoptable by all Member Federations and, in turn, their members will ensure that everyone involved in the sport feels safe, valued and protected. Enabling athletes to report, speak out and challenge poor practice and inappropriate behaviour by raising awareness is essential, as is ensuring they are listened to by those who are able to respond correctly to their concerns. The Working Group has developed toolkits and education material for all Member Federations, athletes and others involved in athletics as well as an education module for the Kids' Athletics programme.

In support of one of the pledges for International Women's Day, World Athletics commissioned a study to identify the level of abuse athletes are subjected to online. The study was carried out during the Tokyo Olympic Games with 163 athletes and revealed disturbing levels of abuse of athletes, including sexist, racist, transphobic and homophobic posts, and unfounded doping accusations. It also unequivocally highlighted the greater levels of abuse female athletes receive in comparison to their male counterparts.

- 132 targeted discriminatory posts from 119 authors, with 23 of the 161 tracked athletes receiving targeted abuse.
- Out of the 23 athletes who received abuse, 16 were women with 115 of the 132 identified abusive posts directed at female athletes.
- Female athletes received 87% of all abuse.
- 63% of identified abuse was directed at just two athletes – both black and female – while the two most common categories of abuse were of a sexist (29%) and/or racist (26%) nature, accounting for 55% of all identified abuse.

The study will be extended to cover the World Athletics Championships Oregon22.



### Human Rights Working Group

The Human Rights Working Group (HRWG) was appointed by Council on 30 July 2020 for the period through to 31 March 2021 with the purpose of developing a framework for World Athletics to use for making decisions to minimise the risk of harm to people affected by its operations and activities, and provide a remedy or grievance mechanism, if harm occurs.

A preliminary report was presented to the Council in April 2021 and discussed during a dedicated Council Information Session. This initial report set out the human rights risks that the HRWG found in its risk assessment; any gaps identified that needed addressing in World Athletics' current operations, policies and rules; a proposed human rights framework; and recommendations by the HRWG for further steps that World Athletics should take to improve its management of human rights. The HRWG final report was submitted to Council for approval at its July 2021 meeting. It concluded in its report that for World Athletics to achieve its vision to "create a healthier and fitter world" using the power and accessibility of athletics and its athletes, it had the opportunity to strengthen and build on the significant work it has done to date by putting in place systems and processes that focus on preventing harm to people.



The HRWG report noted that World Athletics had recognised the importance of human rights since 1962, when the World Athletics Constitution first enshrined its intolerance for discrimination in athletics. It also recognised that World Athletics has long been a leader in global sport in terms of gender equality for athletes, in both participation and prize money. In 2016, it added two athlete representatives to the ruling Council and introduced gender quotas in its Constitution to ensure equal representation on the Council by 2027. World Athletics has undertaken additional steps relevant to human rights. In particular, it developed a safeguarding policy to commit to its responsibility for creating a safe and positive environment for all involved within athletics, together with a range of specific initiatives and actions to be undertaken by it, its Member Federations and the Area Associations; it amended its bidding process for potential candidate cities and hosts; and adopted a Sustainability Strategy 2020-2030 in which two of the six focus areas are global equality and diversity, accessibility and wellbeing. World Athletics will continue to support all stakeholders to respect and promote human rights across the decisions it makes about the sport and its operations.

The HRWG report, including its findings and recommendations, was approved by Congress on 17 November 2021. The report can be downloaded from the website following this [link](#).

### World Plan Working Group

The World Plan Working Group was established in 2020 to develop the World Plan for Athletics. The World Plan is a key document for all within the sport, providing a roadmap for the growth and development of athletics for the period 2022-2030. It sets out the vision and goals for the sport globally, and the steps that World Athletics, Area Associations and Member Federations will undertake to achieve the goals.

The World Plan is the outcome of one of the most sizeable consultation work and thorough reviews of athletics ever undertaken. Two surveys gathered the views of a wide variety of key stakeholders, both those directly involved in the sport (MFs, professional athletes and coaches, technical officials) and those who compete or watch recreationally (amateur athletes and fans). Key findings from the surveys under the headings of perception, participation, people, fans, and partnerships are summarised in the World Plan document under 'key messages from the athletics family'.

The final document was approved by Council on 5 September 2021 to be recommended to Congress for approval in November 2021 and its designed version was circulated to Member Federations as part of the Congress documentation on 16 September 2021. The Convention on 16 November was focused on the World Plan to provide the opportunity to outline and discuss the plan and its implications with Member Federations in more detail. The World Plan was unanimously approved by the Congress on 17-18 November 2021 and will require annual reporting against progress to Congress. The final full document along with a summary can be found in English, French and Spanish on the World Athletics [website](#).

### A STRONG YEAR IN UNCERTAIN TIMES

In a year that remained uncertain and unpredictable we were able to deliver hundreds of events across the globe providing athletes with a much-needed competition structure ahead of the Tokyo 2020 Olympic Games. We were also able to focus on our core pillars for growth and focus the sport on fundamentally important areas to protect our athletes, the planet and grow our sport Federation by Federation through to 2030. All of this was delivered with a keen eye to managing our financial resources and preserving our cash position. With the ongoing exceptional performances of our athletes at our 2022 World Athletics Championships, Commonwealth Games and Area Championships, we are confident that our strategy is strong and we have the financial resources to meet our ambitions.



# WORLD PLAN 2022-2030



A plan for the whole sport - from playgrounds and parks to Olympic podiums.

## A ROLE FOR EVERYONE

There is a place for everyone in our sport – young and old, female and male, elite and recreational. We will grow the sport by working together.

## CLEAR GOALS, OBJECTIVES & ACTIONS

Four strategic goals | 19 objectives | 67 actions

## ONE SIZE DOES NOT FIT ALL

Area and Member Federations have flexibility to prioritise actions based on their own needs and available resources.

**214**  
Member  
Federations

**6**  
Area  
Associations

**25,000**  
individuals

**178**  
countries

All were crucial to the development of this plan. No other International Federation has conducted such an extensive consultation process.



## MORE PARTICIPATION

- Development pathways - from school to the world stage
- Facilities and equipment
- Promotion and campaigning
- Athletics for All
- Masters athletics

## MORE PEOPLE

- Supply of support staff
- Development opportunities
- Safeguarding
- Gender equity

## MORE FANS

- Visibility of the sport
- Informed by data and insights
- Reputation
- Innovation and technology
- Entertain and engage via digital

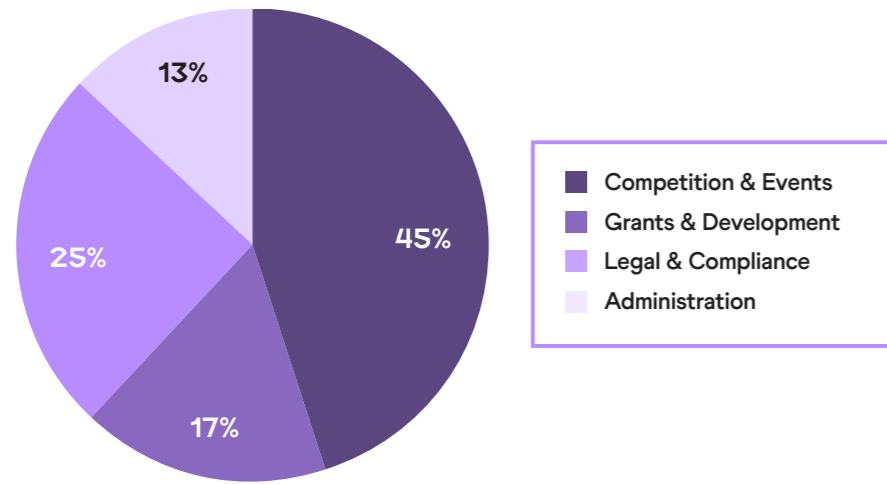
## MORE PARTNERSHIPS

- Benefits of partnering with athletics
- MF and Area support and sustainability
- Host cities
- Broadcast partners
- Data and insights for partnerships

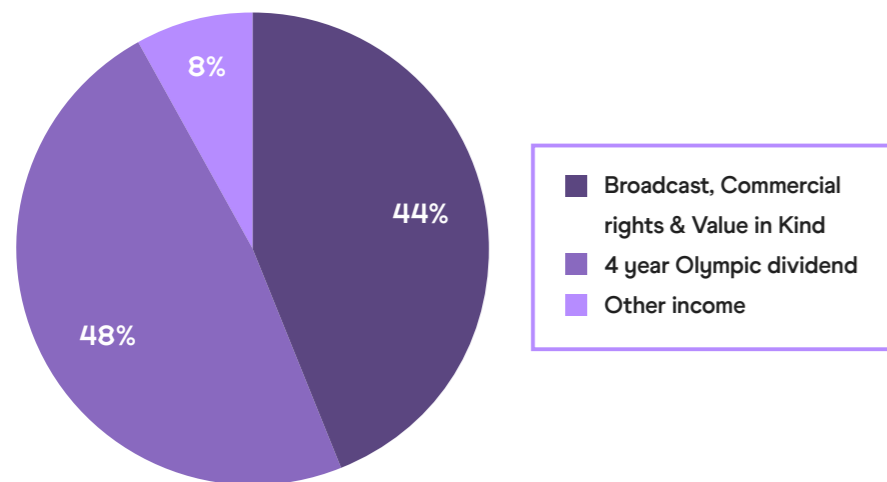


# 2021 REVENUE, EXPENDITURE, DEVELOPMENT AT A GLANCE

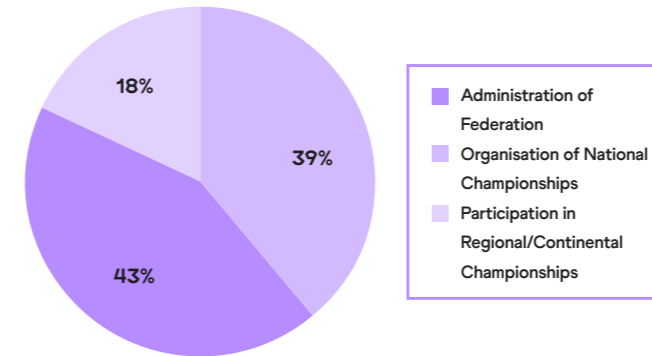
Expenditure:  
US \$52.6m



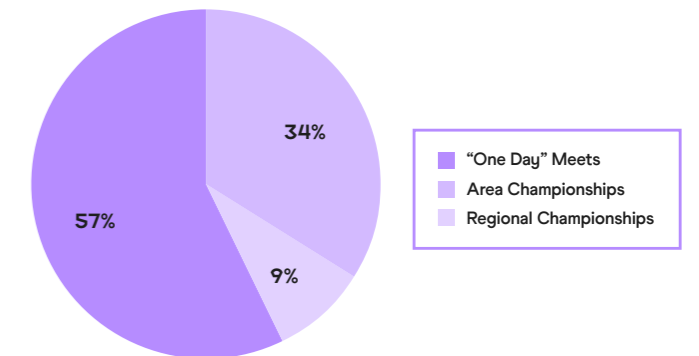
Revenue:  
US \$82.8m



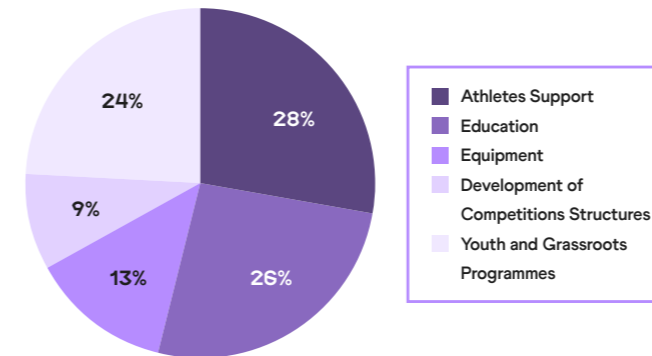
Overall distribution of 2021  
Member Federation grant



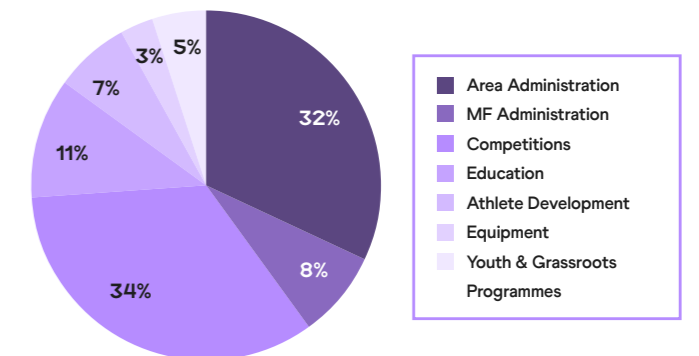
Overall distribution of 2021  
Area Competition grant



Overall distribution of 2020-2021  
AOD grant



Overall distribution of 2021 grants  
to Areas and Member Federations





# ATHLETICS FOR A BETTER WORLD - 2021



## LEADERSHIP, CREDIBILITY & PARTNERSHIPS

- Increased visibility in sustainability arena through participation in conferences and panels including COP26
- Signed UN Sport for Climate Action Framework. Athletics Kenya became the first MF to join us and Belgrade 22 the first LOC
- Released sustainability elearning modules



## COMPETITIONS & OUTREACH

- Developed a Sustainable Event Management System that will be piloted in 2022 as part of our sustainability certification/event standard that we hope to launch in 2023.
- More than 100 meetings participated in introductory workshops in December
- Continued to expand the website's Better World section into what will become a leading sport and sustainability info hub



## HEALTH & SCIENCE

- Working more closely with our Health & Science team to develop a stronger and more proactive communications plan to better highlight its work around air quality and athlete safety
- 4 papers on AQ research to be released in 2022
- Supported Run Smarter City Challenge pilot



## ATHLETES

- Building a working group of Athlete Sustainability Ambassadors to engage athletes around WAS event and one-day meetings.
- Athlete video produced for COP26 was viewed more than 100,000 times across our platforms, screened widely during the conference and featured on the BBC
- Surveyed our athletes on their attitudes about climate change and sustainability in the lead-in to COP26, the only sport to do so



## CORPORATE/HQ

- Continuing to embed our sustainability strategy across our entire organisation to involve and include every staff member from every department
- Updated waste management system
- Developing travel policy
- Developing ISO 20121 certification



## ATHLETE REFUGEE TEAM

- Streamlined the programme's organisation and operation
- Athletes participated at the Olympic Games and for the first time at European Athletics events: the European Indoor Championships, the 10,000m Cup and the European Cross Country Championships

# 2021 EVENTS



10,748 athletes

1 Olympic Games

2 World Athletics Series events

24 World Indoor Tour Events






12 Wanda Diamond League Events



69 Continental Tour Events



## ATHLETICS OLYMPIC DIVIDEND (AOD) GRANT CASE STUDIES

The following case studies provide examples of successful 2020-2021 AOD projects.

### Fédération Burkinabé d'Athlétisme:

Preparation and participation of the national elite athletes in competitions (athletes' support)

The purpose of the project was to provide an enhanced preparation programme for elite athletes to improve their performances in national, regional, continental and international competitions. Training camps were organised and opportunities provided for athletes to participate in national and regional competitions in order to reach the qualifying standards for the African Senior Championships and the World Athletics U20 Championships.

The AOD grant enabled the Federation to organise four training camps and for the athletes to participate in national and regional competitions during which the following results were achieved:

- 26 personal bests
- five national records
- eight qualifying marks for the African Senior Championships (which unfortunately were cancelled in 2021)
- second place in the medals table at the Western African Junior and Senior Athletics Championships based on winning a total of 28 medals (15 gold, six silver and seven bronze) – the highest ever medal tally
- two athletes qualified for the World Athletics U20 Championships in Nairobi (Nemata Nikiema in the women's 100m and Madina Toure in the women's 100m hurdles).

### Malaysia Athletic Federation:

Youth and grassroots development (education; youth and grassroots programmes)

The overall project aim was to create a strong structure for grassroots and youth development through the delivery of education courses for Kids' Athletics activators to improve the quality of Kids' Athletics coaching and delivery, and to also organise a grassroots competition bringing together teenagers from across the country.

The AOD funds contributed to the organisation of nine Kids' Athletics activators courses which led to the training of more than 400 activators (30% female), mostly teachers from primary and secondary schools. These activators are now able to deliver the Kids' Athletics programme to children across the country supporting the link between schools and clubs and providing a high-quality initial experience in athletics. In addition, following the Kids' Athletics delivery in schools a two-day competition was organised for athletes aged 14 and 15, selected through the schools and clubs, where 88 athletes participated with equal representation of both sexes.

### Federación Paraguaya de Atletismo:

Youth and children school athletics championships (development of competition structure; youth and grassroots programmes)

The aim of the AOD project was to develop a schools' athletics competition structure to offer opportunities for children to compete through the school structure and provide a pathway to join clubs and continue their progression in athletics and increase the number of registered athletes in Paraguay.

With the AOD funds, the Federation organised new competitions called "Festivales de Atletismo" every weekend, each time focusing on a different discipline (throws and jumps, sprint and hurdles, middle distance and steeplechase). These events had the impact of bringing back some athletes who had stopped training and competition because of the Covid-19 pandemic and added 50 new registered athletes.

The project also supported the identification of talented athletes and the build up of the teams for the South American Games and the South American Youth Games (U18) in 2022.



Due to Covid-19, the Federation was unable to organise schools' athletics championships as scheduled but instead "Track and Field Discovery Days" for young people aged 13 to 17 and "Kids' Athletics Days" for children aged six to 12 were organised to again provide an introduction to the sport and to encourage new and more young people and children to participate in athletics.



### Athletic Federation of Bosnia & Herzegovina:

Improving athletics through preparation camps (athletes' support)

The objective of the project was to organise training camps to enable the federation to develop and select their best athletes to participate in the major competitions in 2021 and 2022.

To start, the Federation focused on developing and supporting the preparation of athletes to participate in the European Team Championships (third league), one of the most important events for the Federation in 2021. Following the dedicated training camps, a total

of 29 athletes participated, and the Federation was fifth in the team standings, winning gold in the men's 400m hurdles. The athletes achieved nine PBs, four season's bests and two national records. The objective was achieved.

The project then continued with the organisation of training camps to prepare athletes for the World Athletics Indoor Championships and the Balkan Indoor Championships held in early 2022. The following results were achieved:

- World Athletics Indoor Championships, Belgrade: one athlete participated in the men's shot put final and ended up in eighth place with a throw of 20.94m out of 18 competitors
- Balkan Indoor Senior Championships, Turkey: three athletes participated (two men, one woman) and the federation finished 11<sup>th</sup> overall with a gold medal in the men's 800m.

### Athletics Cook Islands Inc.:

Tupuanga – Grass to track (education, and youth and grassroots programmes)

The project aim was to broaden the delivery of grassroots development activities by introducing Kids' Athletics as part of the school curriculum and by involving local businesses in

athletics and engaging and educating teachers and parents to increase the number of people trained to deliver Kids' Athletics and initial athletics coaching sessions.

The Federation worked with the ministry of education to introduce Kids' Athletics into the curriculum of eight primary schools engaging with 707 children and three secondary schools engaging with 320 teenagers from two islands (Rarotonga and Aitutaki). Overall, 140 children aged between five and 13 participated in the new Kids' Athletics competition, which given its success will now be held annually. Four new sponsorships were secured with local businesses, which will help to support the ongoing delivery of Kids' Athletics. The Federation also trained 36 Kids' Athletics facilitators, namely teachers, coaches and parents, and organised a CECS Level 1 course which certified six new coaches.



### Federación Nicaragüense de Atletismo:

Detection and development of talents in the Caribbean coast of Nicaragua (athlete's support)

The aim of the project was to identify and support talented athletes from the Caribbean coast of Nicaragua, a region that faces multiple social, economic, political, cultural, infrastructural and environmental challenges. The project aimed to identify athletes from the U18 and U20 categories and provide them with the necessary support to increase the overall levels of participation and performance of the national team in senior competitions.

At the Central American Senior Championships, 20% of the participating athletes were from the talent programme and Caribbean coast and 60% were U18 and U20 athletes. In addition to increasing participation and engagement of Caribbean coast U18 and U20 athletes, this project also supported the performance improvement of athletes through the delivery of the dedicated training and development programmes.

- National records were established in the 100m men, 200m men, 400m men (U20), 400m hurdles women (U20), 10,000m, race walk men (U18) and pole vault men (U18).

- One athlete reached the qualifying standard for the World Athletics U20 Championships in Nairobi and made the semifinal.
- Nicaragua finished second in the medals table at the Central American U18 and U20 Championships winning 71 medals (24 gold, 26 silver and 21 bronze) against a fifth place in the previous edition in 2019 with only 16 medals (four gold, five silver and seven bronze).
- Nicaragua finished sixth in the medals table at the Central American Senior Championships winning seven medals (one gold, two silver and four bronze) against a seventh place in the previous edition in 2020 with only one silver medal.

## MEMBER FEDERATION CHALLENGE

During the online Member Federation Information Session on 27 January 2021, the President emphasised the importance to Member Federations of being ready to make the most of what will be an extraordinary five years for our sport, and the role all Member Federations can play in growing the whole sport across the four pillars of the World Athletics Strategic Plan: More Participation, More People, More Fans, More Partnerships.

The President encouraged each Member Federation to focus on delivering the following five goals in 2021:

1. More Participation
  - Each Member Federation to incrementally increase participation at either grassroots or elite level or both.
2. More People
  - Each Member Federation to double the number of people taking these courses, using their numbers from 2019 as the start point rather than from 2020.
3. More Fans
  - Each Member Federation to participate in two of the campaigns created in 2021.
4. More Partnerships
  - Each Member Federation to secure one meaningful partnership in 2021.
5. More Inspiration
  - Each Member Federation to take their athletes attending the Tokyo Olympic Games into schools (or if not applicable, take national champions or elite high-performance athletes).

In recognition of the engagement with these goals and contribution of Member Federations to delivery of the Strategy for Growth, a total of USD 50,000 was split between the three Member Federations (to reflect the diversity of the membership) who best delivered against the goals. The successful federations were the Fédération Togolaise d'Athlétisme, Schweizerischer Leichtathletik-Verband and UK Athletics. All federations have been encouraged to continue to drive initiatives in these areas.



## Additional Member Federation financial support

In addition to the above grants are the standard travel and accommodation benefits provided to Member Federations linked to their participation in WAS competitions which in 2021 included:

- World Athletics Relays: for all athletes within the quota –
  - Travel: 100% of an economy class airline ticket from the Member Federation headquarters to the official airport
  - Accommodation: full board during the four-night official period
- World Athletics U20 Championships: for all athletes within the quota –
  - Travel: 100% of an economy class airline ticket from the Member Federation headquarters to the official airport
  - Accommodation: full board during the eight-night official period.

As the World Athletics Congress was online in 2021, the standard travel and accommodation for one Member Federation representative to attend was not applicable.

# WORLD ATHLETICS COMMUNICATIONS 2021 IN NUMBERS

## WORLDATELHETICS.ORG

30 NOV 2020 - 28 NOV 2021




## PRESIDENT INTERVIEWS

1 Jan 2021 - 31 Oct 2021



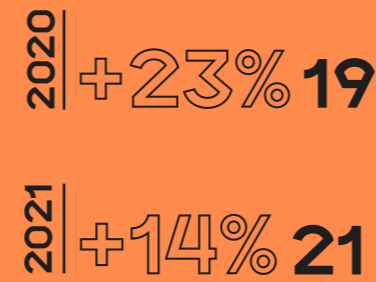
## WORLD ATHLETICS SOCIAL MEDIA

30 NOV 2020 - 28 NOV 2021



Total social media fanbase **7.1million**

## PRESS CONFERENCES

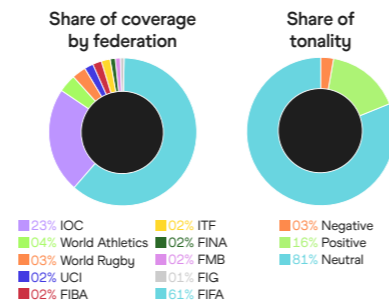


## WORLD ATHLETICS COVERAGE IN MAINSTREAM AND SOCIAL MEDIA (14,306 ARTICLES / 6.4B REACH)

1 Jan 2021 - 31 OCT 2021

Top 5 sport events	Articles	Top 5 athletes topics articles	Articles	Coverage
Olympic Games 2020/2021	7,488	Effects of pandemic	2,018	United Kingdom 19%
Wanda Diamond League	929	Doping issues	1,545	United States 13%
WA Championships	789	Reinstatement of RusAF	562	India 8%
WA Continental Tour	407	World Records	449	Russia 7%
WA Indoor Tour	211	Shoe technology	410	China 7%

## SHARE OF VOICE & TONALITY



## MEDIA OPERATIONS & OTHERS

Media Development Programme during the WU20 Nairobi with **10** participants Accredited Media: WU20 Nairobi **91** (54 National) / WRE Silesia : **89** (58 National) Remote Mixed Zone for WRE Silesia, WU20 Nairobi & the **11 DL 11 CTG** meetings Accredited media for the **13 CTG Meets: 405** journalists & **299** photographers **8,257** followers on the World Athletics LinkedIn page vs **6,599** in 2020 **(+25%) 100k+** view for the COP26 Climate Change video by our athletes.





# APPENDIX



# A B C

## APPENDIX A: FINANCIAL AND AUDIT REPORTS

## FINANCIAL & AUDIT REPORTS

### INTRODUCTION

The Constitution of World Athletics includes a requirement to appoint auditors to perform an audit of the annual financial statements (Article 79.2) and an audit of certain responsibilities set out in World Athletics rules and regulations (Article 79.3).

To undertake the audits as prescribed in the Constitution, upon the recommendation of the Executive Board, the 2021 Congress approved the appointments of the following Auditors for 2021 until 2024:

- Ernst & Young Audit Conseil & Associés in Monaco (EY), as Financial Auditors;
- Ernst & Young Audit Conseil & Associés in Monaco (EY), as Non-financial Auditors of Governance and Ethical Compliance; and,
- QSA, as Non-financial Auditors of Anti-Doping and Integrity Programme.

## FINANCIAL AUDIT

The 2021 budget and annual plan were approved by the Executive Board at the end of 2020 and early 2021 respectively. The financial audit for the year ending 31 December 2021 was undertaken by EY in accordance with the IFRS (EU rules setting out international financial reporting standards) and the full audited financial statements for the period 1 January until 31 December 2021, which were approved by the Audit & Finance Committee and subsequently by the Executive Board and Council are provided at Appendix B with details on our remuneration policy provided at Appendix C.

## NON-FINANCIAL AUDITS

The non-financial audits for 2021 with regards to governance and ethical compliance were also undertaken by EY, with QSA independently conducting the 2021 audit of the integrity and anti-doping programme compliance, including the Athletics Integrity Unit (AIU).

Summaries of the 2021 non-financial audits (governance and ethical compliance, and anti-doping and integrity programme) are provided below. These audits were approved by the Executive Board and Council.

### Governance and Ethical Compliance Audit

EY performed certain “agreed upon audit procedures” to assist World Athletics in addressing the requirements set out in its Constitution and Rules, and to issue a final report.

The subject of the report is to present findings from the testing performed by EY at the request of World Athletics specifically in relation to

Article 79.3(a), referred to as the non-financial audit on governance and ethical compliance.

The non-financial audit of the anti-doping and integrity programme under Article 79.3(b) is undertaken by another company, QSA.

The 2021 non-financial audit has not been carried out against any external standard or for the purpose of making recommendations beyond the requirements set out in the Constitution and Rules. The procedures performed compare the relevant provisions of the Constitution and Rules and determine if World Athletics has complied with what it is required to do, with respect to its governance and ethical compliance obligations.

The reason for performing “agreed upon audit procedures” as opposed to a “traditional audit” has been due to the bespoke nature of the Constitution and Rules requirements. The procedures performed are determined by World Athletics and include review of evidence of compliance with the certain provisions of the Constitution and Rules and cover the year ended 31 December 2021.

In conducting the agreed upon audit procedures EY has met with a number of World Athletics employees to understand activity during the year and to obtain evidence to support compliance with the requirements set out in the Constitution and Rules. EY has then presented their report, including their findings and recommendations, to the Executive Board Audit & Finance Committee.

Having reviewed the findings and recommendations made by EY, the Executive Board consider that there were no findings and/or recommendations that were sufficiently significant to merit reporting and will follow-up the implementation of the recommendations.



## Anti-Doping and Integrity Programme Audit

The non-financial audit of the anti-doping and integrity programme under Article 79.3(b) is undertaken by QSA.

The scope of the 2021 audit conducted by QSA was to assess World Athletics' compliance with its anti-doping and integrity programme obligations, as set out in the Constitution and Rules (Integrity Code of Conduct, Athletics Integrity Unit Rules, Anti-Doping Rules, Athletics Integrity Unit Reporting, Investigation and Prosecution Rules, Manipulation of Sports Competitions Rules, Disciplinary Tribunal Rules, and Disputes and Disciplinary Proceedings Rules) for the period from 1 January to 31 December 2021.

The audit covered the management by the AIU of the integrity programme on behalf of World Athletics in relation to anti-doping, manipulation of competition results, bribery and corruption, betting, age manipulation, irregularities in transfers of allegiance and other breaches of the Integrity Code of Conduct. It also included assessing compliance by the Disciplinary Tribunal with its functions.

The audit was conducted and managed in accordance with the applicable parts of the standard ISO 19011 Guidelines for Auditing

Management Systems, using two different checklists. The first was a detailed list for the governance area, in which evidence of compliance has been collected for each requirement, and the second was a more general checklist for operational processes related to anti-doping activities and to combat against ethical misconduct within athletics.

The audit highlighted the capacity of the AIU to identify applicable requirements coming from World Athletics (as well as WADA), and consequently, develop and adapt its processes to satisfy these requirements and noted effective management of the TUE (therapeutic use exemption) process, as well as efforts made to improve education and communication with stakeholders.

The AIU and World Athletics personnel involved in the integrity of athletics are competent and aware of the organisation objectives and the applicable risks. The personnel are also aware of the implications of not conforming to the standards and rules.

Having reviewed the report, the Executive Board, as well as the AIU Board, took note of some findings that had arisen during the audit, but agreed with QSA's conclusion that these did not compromise a general opinion of compliance with World Athletics requirements.



A

B

C

APPENDIX B:  
2021 AUDITED  
FINANCIAL  
STATEMENTS



**WORLD  
ATHLETICS™**

---

**FINANCIAL REPORT 2021**

**6-8 Quai Antoine 1er  
98000 Monaco**



# FINANCIAL REPORT 2021

## CONTENTS

	Page
Council Members & Professional advisers	3
Executive Board Members	4
Statement of Executive Board responsibilities	5
Independent Auditors' report	6
Information about the Association and significant events of the period	11
Consolidated Financial Statements	14
Significant Accounting Policies	18
Notes to the consolidated statement of comprehensive income	27
Notes to the consolidated balance sheet	32
Other disclosures	38

### COUNCIL MEMBERS AND PROFESSIONAL ADVISERS

#### PRESIDENT

Sebastian COE *(GREAT BRITAIN & NORTHERN IRELAND)*

#### SENIOR VICE-PRESIDENT

Sergey BUBKA *(UKRAINE)*

#### VICE-PRESIDENTS

Nawaf Bin Mohammed AL SAUD *(SAUDI ARABIA)*

Geoff GARDNER *(NORFOLK ISLAND)*

Ximena RESTREPO *(COLOMBIA)*

#### COUNCIL MEMBERS

Valerie ADAMS *(NEW ZEALAND)*

Dahlan Jumaan AL HAMAD *(QATAR)*

Beatrice AYIKORU *(UGANDA)*

Sylvia BARLAG *(NETHERLANDS)*

William BANKS *(USA)*

Raul CHAPADO *(SPAIN)*

Nawal EL MOUTAWAKEL *(MOROCCO)*

Robin Sapong EUGENIO *(NORTHERN MARIANA ISLANDS)*

Helio Marinho GESTA DE MELO *(BRAZIL)*

Alberto JUANTORENA DANGER *(CUBA)*

Hamad KALKABA MALBOUM *(CAMEROON)*

Abby HOFFMAN *(CANADA)*

Dobromir KARAMARINOV *(BULGARIA)*

Renaud LAVILLENIE *(FRANCE)*

Antti PIHLAKOSKI *(FINLAND)*

Anna RICCARDI *(ITALY)*

Mike SANDS *(BAHAMAS)*

Adille J. SUMARIWALLA *(INDIA)*

Nan WANG *(CHINA)*

Hiroshi YOKOKAWA *(JAPAN)*

#### CHIEF EXECUTIVE OFFICER

Jon RIDGEON

#### AUDITORS

Ernst & Young Audit Conseil & Associates

#### MAIN BANKERS

BARCLAYS BANK  
COMPAGNIE MONEGASQUE DE BANQUE

**EXECUTIVE BOARD MEMBERS**

**PRESIDENT**

Sebastian COE	(GREAT BRITAIN & NORTHERN IRELAND)
---------------	------------------------------------

**SENIOR VICE-PRESIDENT**

Sergey BUBKA	(UKRAINE)
--------------	-----------

**VICE-PRESIDENTS**

Nawaf Bin Mohammed AL SAUD	(SAUDI ARABIA)
Geoff GARDNER	(NORFOLK ISLAND)
Ximena RESTREPO	(COLOMBIA)

**APPOINTED MEMBERS**

Abby HOFFMAN	(CANADA)
Sunil SABHARWAL	(UNITED STATES OF AMERICA)
Hasan ARAT	(TURKEY)

**STATEMENT OF EXECUTIVE BOARD RESPONSIBILITIES  
2021 CONSOLIDATED FINANCIAL STATEMENTS**

In addition to the basic financial reporting requirements set out in the statutes of World Athletics ("the Association"), the Executive Board undertakes to prepare consolidated financial statements for each financial period which give a true and fair view of the state of affairs of the Association as at the end of the financial period, of the surplus or loss and of the cash flow statement of the Association for that period.

In preparing those consolidated financial statements, the Executive Board considers that the Association has used appropriate accounting policies in accordance with the note A and B of the consolidated financial statements, consistently applied and supported by reasonable judgments and estimates, that all accounting standards which they consider to be applicable have been followed and that the preparation of the consolidated financial statements on a going concern basis is appropriate.

The Executive Board has responsibility for ensuring that the Association keeps accounting records, which disclose with reasonable accuracy the financial position of the association.

The Executive Board has general responsibility for taking such steps as are reasonably open to them to safeguard the assets of the Association and to prevent and detect fraud and other irregularities.

Approved by the Executive Board.

And signed on behalf of World Athletics.  
As of 12 July 2022

  
Sebastian COE  
President

  
Vineesh KOCHHAR  
Chief Operating Officer

## WORLD ATHLETICS

Year ended 31 December 2021

### Independent auditor's report on consolidated financial statements

To the Executive Board of World Athletics,

#### Opinion

We have audited the consolidated financial statements of World Athletics and its subsidiaries which comprise:

- the consolidated balance sheet as at 31 December 2021,
- the consolidated statement of comprehensive income for the year then ended,
- the consolidated statement of changes in equity for the year then ended,
- the consolidated statement of cash flows for the year then ended, and
- the notes to the consolidated financial statements, including a summary of significant accounting policies.

Due to the global crisis related to the Covid-19 pandemic, the consolidated financial statements of this period have been prepared and audited under specific conditions. Indeed, this crisis and the exceptional measures taken in the context of the state of sanitary emergency have had numerous consequences for companies, particularly on their operations and their financing, and have led to greater uncertainties on their future prospects. Those measures, such as travel restrictions and remote working, have also had an impact on the companies' internal organization and the performance of the audits.

These financial statements were approved by the Executive Board.

In our opinion, the accompanying consolidated financial statements present fairly, in all material respects, the consolidated financial position of the Association (including World Athletics and its subsidiaries) as at 31 December 2021, and its consolidated financial performance and consolidated cash flows for the period then ended, in accordance with International Financial Reporting Standards as adopted by the EU.

#### Basis for Opinion

We conducted our audit in accordance with International Standards on Auditing (ISAs). Our responsibilities under those standards are further described in the *Auditor's Responsibilities for the Audit of the Financial Statements* section of our report.

We are independent of the Association in accordance with the *International Code of Ethics for Professional Accountants (including International Independence Standards)* (IESBA Code) together with the ethical requirements that are relevant to our audit of the consolidated financial statements in Monaco, and we have fulfilled our other ethical responsibilities in accordance with these requirements and the IESBA Code. We believe that the audit evidence we have obtained is sufficient and appropriate to provide a basis for our opinion.

#### Other information

Other information consists of the information other than the financial statements and our auditor's report thereon. Management is responsible for the other information.

Our opinion on the financial statements does not cover the other information and we do not express any form of assurance conclusion thereon.

In connection with our audit of the financial statements, our responsibility is to read the other information and, in doing so, consider whether the other information is materially inconsistent with the financial statements or our knowledge obtained in the audit or otherwise appears to be materially misstated. If, based on the work we have performed, we conclude that there is a material misstatement of this other information, we are required to report that fact. We have nothing to report in this regard.

#### Responsibilities of Management and Those Charged with Governance for the consolidated Financial Statements

Management is responsible for the preparation and fair presentation of the consolidated financial statements in accordance with International Financial Reporting Standards as adopted by the EU, and for such internal control as management determines is necessary to enable the preparation of consolidated financial statements that are free from material misstatement, whether due to fraud or error.

In preparing the consolidated financial statements, management is responsible for assessing the Association's ability to continue as a going concern, disclosing, as applicable, matters related to going concern and using the going concern basis of accounting unless management either intends to liquidate the Association or to cease operations, or has no realistic alternative but to do so.

Those charged with governance are responsible for overseeing the Association's financial reporting process.

#### Auditor's Responsibilities for the Audit of the consolidated Financial Statements

Our objectives are to obtain reasonable assurance about whether the consolidated financial statements as a whole are free from material misstatement, whether due to fraud or error, and to issue an auditor's report that includes our opinion. Reasonable assurance is a high level of assurance, but is not a guarantee that an audit conducted in accordance with ISAs will always detect a material misstatement when it exists. Misstatements can arise from fraud or error and are considered material if, individually or in the aggregate, they could reasonably be expected to influence the economic decisions of users taken on the basis of these consolidated financial statements.

As part of an audit in accordance with ISAs, we exercise professional judgment and maintain professional skepticism throughout the audit. We also:

- Identify and assess the risks of material misstatement of the consolidated financial statements, whether due to fraud or error, design and perform audit procedures responsive to those risks, and obtain audit evidence that is sufficient and appropriate to provide a basis for our opinion. The risk of not detecting a material misstatement resulting from fraud is higher than for one resulting from error, as fraud may involve collusion, forgery, intentional omissions, misrepresentations, or the override of internal control.
- Obtain an understanding of internal control relevant to the audit in order to design audit procedures that are appropriate in the circumstances, but not for the purpose of expressing an opinion on the effectiveness of the Association's internal control.
- Evaluate the appropriateness of accounting policies used and the reasonableness of accounting estimates and related disclosures made by management.

- Conclude on the appropriateness of management's use of the going concern basis of accounting and, based on the audit evidence obtained, whether a material uncertainty exists related to events or conditions that may cast significant doubt on the Association's ability to continue as a going concern. If we conclude that a material uncertainty exists, we are required to draw attention in our auditor's report to the related disclosures in the consolidated financial statements or, if such disclosures are inadequate, to modify our opinion. Our conclusions are based on the audit evidence obtained up to the date of our auditor's report. However, future events or conditions may cause the Association to cease to continue as a going concern.
- Evaluate the overall presentation, structure, and content of the consolidated financial statements, including the disclosures, and whether the financial statements represent the underlying transactions and events in a manner that achieves fair presentation.
- Obtain sufficient appropriate audit evidence regarding the financial information of the entities or business activities within the Association to express an opinion on the consolidated financial statements. We are responsible for the direction, supervision and performance of the audit of the Association (including World Athletics and its subsidiaries). We remain solely responsible for our audit opinion.

We communicate with those charged with governance regarding, among other matters, the planned scope and timing of the audit and significant audit findings, including any significant deficiencies in internal control that we identify during our audit.


*Restriction on Use of our Report*

This report is addressed to the Executive Board of the Association. We assume or take no responsibility in respect of a third party which may use this report.

This report shall be governed by, and construed in accordance with Monégasque law. The courts of Monaco shall have exclusive jurisdiction in relation to any claim or dispute concerning the engagement letter or this report, and any matter arising from them. Each party irrevocably waives any right it may have to object to an action being brought in any of those courts and to claim that the action has been brought in an inconvenient forum or that those courts do not have jurisdiction.

Monaco, 5 September 2022

The independent auditor  
ERNST & YOUNG



Sandrine Arcin

## Consolidated financial statements according to IFRS

### INFORMATION ABOUT THE ASSOCIATION AND SIGNIFICANT EVENTS OF THE PERIOD ..... 11

I. GENERAL.....	11
II. ABOUT WORLD ATHLETICS.....	11
III. SIGNIFICANT EVENTS OF THE PERIOD.....	13
IV. OFFICIAL WORLD ATHLETICS PARTNERS.....	13

### CONSOLIDATED FINANCIAL STATEMENTS ..... 14

CONSOLIDATED STATEMENT OF COMPREHENSIVE INCOME.....	14
OTHER COMPREHENSIVE INCOME.....	14
CONSOLIDATED BALANCE SHEET.....	15
CONSOLIDATED STATEMENT OF CASH FLOWS.....	16
CONSOLIDATED STATEMENT OF CHANGES IN EQUITY.....	17

### SIGNIFICANT ACCOUNTING POLICIES ..... 18

A. GENERAL INFORMATION AND STATEMENT OF COMPLIANCE.....	18
B. BASIS OF PREPARATION.....	18
C. CONSOLIDATION PRINCIPLES AND PERIMETER.....	19
D. CURRENCY TRANSLATION.....	20
E. TANGIBLE FIXED ASSETS.....	20
F. ACCRUALS AND PROVISIONS.....	21
G. IOC LOAN.....	21
H. PENSION OBLIGATIONS.....	22
I. DEBTORS.....	22
J. REVENUE.....	23
K. OPERATING EXPENSES.....	24
L. FINANCIAL INCOME AND EXPENSES.....	24



M. FINANCIAL RISK MANAGEMENT .....	25
N. CRITICAL ACCOUNTING ESTIMATES AND JUDGMENT .....	26

**NOTES TO THE CONSOLIDATED STATEMENT OF COMPREHENSIVE INCOME .....27**

1. REVENUE FROM BROADCAST RIGHTS AND SPONSORSHIP RIGHTS .....	27
2. OTHER REVENUE FROM ACTIVITIES .....	27
3. COMPETITION AND EVENTS .....	28
4. GRANTS AND DEVELOPMENT .....	29
5. LEGAL AND COMPLIANCE .....	30
6. ADMINISTRATION .....	31
7. FINANCIAL INCOME .....	31
8. FINANCIAL EXPENSES .....	31

**NOTES TO THE CONSOLIDATED BALANCE SHEET .....32**

9. INVESTMENTS IN EQUITY .....	32
10. PROPERTY, PLANT AND EQUIPMENT .....	33
11. TRADE RECEIVABLES AND OTHER RECEIVABLES .....	34
12. CONTRACT ASSETS .....	34
13. CASH & CASH EQUIVALENTS .....	35
14. EQUITY .....	35
15. POST-EMPLOYMENT BENEFIT AND SIMILAR OBLIGATIONS .....	35
16. FINANCIAL LIABILITIES CURRENT AND NON CURRENT .....	36
17. TRADE PAYABLES .....	36
18. OTHER PAYABLES AND ACCRUED EXPENSES .....	36
19. DEFERRED INCOME .....	37

**OTHER DISCLOSURES .....38**

20. FINANCIAL RISK MANAGEMENT .....	38
21. COMMITMENTS GIVEN AND CONTINGENT LIABILITIES AND OFF-BALANCE SHEET EVENTS .....	38
22. POST BALANCE SHEET EVENTS .....	38
23. RELATED PARTIES .....	38

## INFORMATION ABOUT THE ASSOCIATION AND SIGNIFICANT EVENTS OF THE PERIOD

### I. GENERAL

World Athletics is a non-profit-making association, the members of which are the National Federations, which represent athletics in each country of the world. Its object is to establish legal and friendly cooperation between all members for the benefit of athletics. World

Athletics compiles rules with regulations governing international competitions and fosters the worldwide development of athletics and the dissemination of technical and other information to its affiliated entities.

### II. ABOUT WORLD ATHLETICS

Athletics, a sport that was founded in Antiquity, has continued to adapt through the centuries, offering a dynamic, life-enhancing sport.

On 17 July 1912 in Stockholm, Sweden, following the closing ceremony of the Olympic Games, the International Amateur Athletic Federation (IAAF) was founded as the world governing body for the sport of track and field athletics.

During the 10 decades that followed, athletics underwent many changes which reflected the political and socio-economic evolution of the wider world. Even the IAAF's name has changed, in 2001 becoming the 'International Association of Athletics Federations' to reflect the growth of a professional sporting world which did not exist in 1912, and then again in 2019 to 'World Athletics'.

World Athletics was founded to fulfil the need for a world governing authority, for a competition program, for standardised technical equipment and for a list of official world records. All of these requirements remain today.

Yet in an ever-changing world, international sport federations such as World Athletics need to be proactive when trying to reach new audiences

and find new hosts for their events. It is also fundamental that we fully understand that athletics is no longer just about high performance, gold medals and records, but also about 'sport for all' and about ensuring that the maximum number of citizens are able to participate in athletics.

This means, of course, the thriving world of road running, which is where the majority of people actually connect directly with the world of athletics, but it is also athletics in schools, where World Athletics is keen to ensure that we reach the maximum number of children, all over the world, starting at the age of four but also including youngsters in their teens, where the drop-off from sport is most acute.

Despite such inherent benefits, World Athletics recognises that athletics is competing for the public's attention in an ever more varied and complex media and entertainment-driven world but also that we properly embrace matters touching on social responsibility, the environment and all matters that help advance athletics as a force to change the world for good.

Athletics disciplines are among the oldest of all sporting competitions known to mankind, with 'run, jump, throw' the natural and universal forms of human physical expression. The sport also offers broader values that help us deal with life's challenges.

We are also adapting our competition programs to reflect the increasing diversity of attractions from which the public can now choose. Attracting, and most importantly retaining, the young as both participant and spectator are essential if athletics is to retain its appeal. But we are also closely linked to the masters' athletics movement as well as ultra-distance running and mountain and trail racing.

The biennial World Athletics Championships is the jewel of our World Athletics Series which also includes indoor, U20, relays, cross country, race walking and road running throughout a four-year cycle of events.

Athletics also carries the mantle of being the leading sport of the Olympics Games. Athletics is the main spectator stadium sport of the Games, central to the success of each summer edition. The histories of athletics and the Olympic Games are closely entwined and World Athletics is extremely proud of this association.

Both the World Athletics Championships and the Olympic Games continue to play to packed stadiums and attract TV audiences in their billions.

The marketing potential of each edition of the World Athletics Championships is excellent with only the Olympics and the FIFA World Cup ahead of it in terms of global reach and impact. The next two editions of the World Athletics

Championships will be hosted in Eugene, USA (2022) and Budapest, Hungary (2023).

The wide variety in the type, size and scope of the rest of the events of the World Athletics Series, with their different demands in terms of logistics, budget and facilities also means that there are World Athletics events available to fit the hosting ambitions and resources of cities, large and small, among most of the Association's 214 Member Federations.

Showing the sport's ability to innovate and respond to changing demands, an exciting new team competition, the World Athletics Relays, was launched in 2014 in Nassau, The Bahamas and has now been staged on four further occasions, most recently in Silesia, Poland.

This variety extends beyond championships.

In 2010 a new global one-day competition structure was unveiled. It is headed by the Diamond League of 14 invitational track and field meetings in Africa, Asia, Europe, and USA. The Continental Tour, with Gold, Silver and Bronze one-day meetings held across all six World Athletics continental areas, along with the Indoor Tour, Cross Country Tour, Race Walking Tour and Combined Events Tour offer a second tier of elite international competitions. All these play out to large stadium, crowds and TV audiences around the world.

As World Athletics continues in its second century of existence, our aim is to further enhance our vibrant sport to offer new and exciting prospects for athletes and spectators alike. We are working hard to ensure that every area of our sport is reviewed, tested and encouraged to strive for athletics excellence.

### III. SIGNIFICANT EVENTS OF THE PERIOD

#### OLYMPIC GAMES

The Olympic Games that were postponed from 2020 were held in Tokyo during 2021. The Games were an excellent showcase for some outstanding Athletics competition this year.

Following the Games being held in 2021, World Athletics received its share of the Olympic Dividend from the International Olympic Committee (IOC) amounting to \$39.48m.

#### COVID-19

Consequent to the ongoing impact caused by Covid-19 pandemic, a number of athletics events on our calendar were postponed during 2020 and 2021. During 2021 we held two World Athletics Series events – the World Athletics Relays in Silesia, Poland and the World Athletics U20 Championships in Nairobi, Kenya. While

none of our World Athletics Series events scheduled to be held during the year were cancelled, the World Athletics Cross Country Championships in Bathurst, Australia and the World Athletics Indoor Championships in Nanjing, China which were both originally scheduled for 2021 were both postponed to 2023, and some Area competitions for 2021 have also been postponed or cancelled.

For the first seven months of 2021, we continued to utilise the benefit provided by the Monegasque Government to put a portion of our staff on furlough.

The Association continues to have strong long-term revenue commitments and has sufficient cash and reserves to continue with day-to-day operations and to meet future liabilities as they come due.

### IV. OFFICIAL WORLD ATHLETICS PARTNERS



## CONSOLIDATED FINANCIAL STATEMENTS

### CONSOLIDATED STATEMENT OF COMPREHENSIVE INCOME

<i>in k USD</i>	Note	2021	2020
<b>Revenue</b>			
Television Rights & Sponsorship	1	38,241	34,945
Other revenue	2	44,628	9,294
<b>Total revenue</b>		<b>82,869</b>	<b>44,239</b>
<b>Expenses</b>			
Competitions & Events	3	23,536	15,004
Grants & Development	4	9,076	8,028
Legal & Compliance	5	13,138	11,922
Administration	6	6,898	6,782
<b>Total expenses</b>		<b>52,648</b>	<b>41,736</b>
<b>Operating Profit</b>		<b>30,221</b>	<b>2,503</b>
Financial Income	7	597	302
Financial Expenses	8	-987	-922
<b>Financial Result (Loss)</b>		<b>-390</b>	<b>-620</b>
Share of (loss)/profit on investment in equity	9	-59	188
<b>Profit for the year</b>		<b>29,772</b>	<b>2,071</b>

### OTHER COMPREHENSIVE INCOME

<i>in k USD</i>	Note	2021	2020
Profit for the year		29,772	2,071
<b>Items that will not be reclassified subsequently to profit or loss</b>			
Actuarial gains (losses) on retirement benefit obligations	15	-5	6
<b>Items that will be reclassified subsequently to profit or loss when specific conditions are met</b>			
Currency translation differences		-	-
Other comprehensive (expense)/income		-5	6
<b>Total comprehensive income (loss) for the year</b>		<b>29,768</b>	<b>2,077</b>

## CONSOLIDATED BALANCE SHEET

<i>in k USD</i>	Note	2021	2020
<b>Assets</b>			
Intangible assets		268	402
Property, plant & equipment	10	5,324	6,135
Long term financial assets		211	210
Investments in equity-accounted investees	9	472	531
<b>Non-current assets</b>		<b>6,275</b>	<b>7,278</b>
Trade receivables	11	373	521
Prepayments & tax receivables	11	505	814
Other receivables	11	21,644	1,171
Contract assets	12	0	5,781
Cash and cash equivalents	13	53,589	40,048
<b>Current assets</b>		<b>76,111</b>	<b>48,335</b>
<b>Total assets</b>		<b>82,386</b>	<b>55,613</b>
Reserve Fund		10,000	10,000
General Fund		20,934	18,868
Profit/loss of the year		29,772	2,071
<b>Total equity &amp; reserves (general funds)</b>	14	<b>60,706</b>	<b>30,939</b>
<b>Liabilities</b>			
Trade payables	17	4,235	3,041
Other payables and accrued expenses	18	7,323	7,189
Financial liabilities	16	253	320
Deferred income	19	4,655	3,475
<b>Current liabilities</b>		<b>16,466</b>	<b>14,025</b>
Provisions	15	769	1,229
Financial liabilities	16	2,511	2,830
Deferred income	19	1,935	6,590
<b>Non-current liabilities</b>		<b>5,214</b>	<b>10,649</b>
<b>Total liabilities</b>		<b>21,680</b>	<b>24,674</b>
<b>Total liabilities and reserves</b>		<b>82,386</b>	<b>55,613</b>

## CONSOLIDATED STATEMENT OF CASH FLOWS

<i>in k USD</i>	Note	2021	2020
<b>Operating activities</b>			
Net result for the year		29,772	2,071
Net financial /expense	7,8	390	502
Depreciation	10	1,118	1,023
Share of loss (profit) on investment in equity	9	59	-188
Increase/(Decrease) in provisions for pension obligations	15	-461	128
(Increase)/Decrease in receivables	11	-23,493	11,331
(Increase)/Decrease in contract assets	12	5,781	3,563
Increase/(Decrease) in payables	17,18	1,202	-11,493
<b>Net cash generated by operating activities</b>		<b>14,368</b>	<b>6,937</b>
<b>Investing activities</b>			
(Purchase)/sale of property, plant & equipment	10	-172	-588
(Purchase)/sale of intangible assets		0	-74
<b>Net cash (used)/generated in investing activities</b>		<b>-172</b>	<b>-661</b>
Proceed from new loans / borrowings	10	0	172
Reimbursement of loans / borrowings	10	-472	-412
Interest received	7	32	23
Interest paid	8	-215	-313
<b>Net cash used in financing activities</b>		<b>-655</b>	<b>-530</b>
<b>Net (decrease)/increase in cash &amp; cash equivalents</b>		<b>13,541</b>	<b>5,746</b>
Cash & cash equivalents as at 1 January	13	40,048	34,302
Net increase/(decrease) in cash & cash equivalents		13,541	5,746
<b>Cash &amp; cash equivalents as at 31 December</b>		<b>53,589</b>	<b>40,048</b>

## CONSOLIDATED STATEMENT OF CHANGES IN EQUITY

<i>in k USD</i>	Reserve Fund	Other Reserves Transfer from income	Transfer from income statement	Total equity
<b>As at 31 December 2019</b>	<b>10,000</b>	<b>18,862</b>		<b>28,862</b>
Net income allocation		-		-
Actuarial loss on retirement benefit obligations, net of taxes		6		6
<b>Other comprehensive income for the period</b>		<b>6</b>		<b>6</b>
Profit for the year		2,071	-	2,071
<b>Total comprehensive income for the period</b>		<b>2,077</b>		<b>2,077</b>
<b>As at 31 December 2020</b>	<b>10,000</b>	<b>20,939</b>		<b>30,939</b>
Net income allocation		-		-
Actuarial loss on retirement benefit obligations, net of taxes		-5		-5
<b>Other comprehensive income for the period</b>		<b>-5</b>		<b>-5</b>
Profit for the year		29,772	-	29,772
<b>Total comprehensive income for the period</b>		<b>29,768</b>		<b>29,768</b>
<b>As at 31 December 2021</b>	<b>10,000</b>	<b>50,706</b>		<b>60,706</b>

## SIGNIFICANT ACCOUNTING POLICIES

This note provides a list of the significant accounting policies adopted in the preparation of these consolidated financial statements. These policies have been consistently applied to all the

years presented, unless otherwise stated. The financial statements are for the Association consisting of World Athletics and its subsidiaries.

### A. GENERAL INFORMATION AND STATEMENT OF COMPLIANCE

World Athletics' consolidated financial statements for the year ended 31 December 2021 have been prepared in accordance with the IFRS as adopted by the European Union. These standards are available on the European Union's website at: [https://ec.europa.eu/info/business-economy-euro/company-reporting-and-auditing/company-reporting/financial-reporting\\_en#ifrs-financial-statements](https://ec.europa.eu/info/business-economy-euro/company-reporting-and-auditing/company-reporting/financial-reporting_en#ifrs-financial-statements).

The financial statements are accompanied by disclosures deemed to be material as required by regulation no. 1606/2002 of the European Parliament and of the council, which are available on the European Union's website at: [https://ec.europa.eu/info/law/international-accounting-standards-regulation-ec-no-1606-2002\\_en](https://ec.europa.eu/info/law/international-accounting-standards-regulation-ec-no-1606-2002_en)

### B. BASIS OF PREPARATION

#### Going concern

The financial statements have been prepared on a going concern basis, under the historic cost convention, except for the following:

- certain financial assets and liabilities (including derivative instruments), certain classes of property, plant and equipment and investment property – measured at fair value
- assets held for sale – measured at fair value less costs to sell, and
- defined benefit pension plans – plan assets measured at fair value.

Management has concluded that the Association has adequate resources to continue in operation for at least the next 12 months from 31 December 2021 and that the going concern basis of accounting remains appropriate. The outbreak

of the Covid-19 pandemic and the measures adopted by the governments worldwide to mitigate its spread impacted the Association in 2020. These measures led to the cancellation of many sporting events during 2020, and most importantly to the rescheduling of the Olympic Games in 2021. This had negatively impacted the Association's financial performance during 2020 and also its liquidity position. A loan agreement with the IOC for US\$7.5m had been contracted during 2020. Reimbursement of the loan took place upon the payment of the Olympic Dividend by the IOC for the Tokyo Olympic Games, received in 2021.

Also, to respond to a severe downside scenario, due to another global crisis, management can take the following mitigating actions to reduce costs, optimise the Association's cash flow and preserve liquidity:

- reducing non-essential capital expenditure and deferring or cancelling discretionary spend;
- freezing non-essential recruitment; and
- reducing marketing spend.

#### New and amended standards adopted by the Association

The Association has applied the following standards and amendments for the first time for their annual reporting period commencing 1 January 2021:

- Covid-19-related Rent Concessions – Amendments to IFRS 16,

- Interest Rate Benchmark Reform Phase 2 – Amendments to IFRS 9, IAS 39, IFRS 7, IFRS 4 and IFRS 16,
- Decision of the IFRS IC concerning IAS 19 "Employee Benefits" on the calculation of obligations relating to certain defined benefit pension plans.

The Association also elected to adopt the following amendments early:

- Annual Improvements to IFRS Standards 2018-2020 Cycle.

The amendments listed above did not have any impact on the amounts recognised in prior and current periods and are not expected to significantly affect the current or future periods.

### C. CONSOLIDATION PRINCIPLES AND PERIMETER

The Association consolidates its subsidiaries, i.e. entities directly or indirectly controlled by the Association. The Association controls an entity when (i) it is exposed to, or has rights, to variable returns from its involvement with the entity, and (ii) it has the ability to affect those returns through its power over the entity.

Subsidiaries are accounted for using the full consolidation method from the date the Association obtains control and until the Association loses control of the subsidiary.

Entities over which the Association has joint control or significant influence are accounted for using the equity method. The Association is generally presumed to have significant influence when it holds at least approximately 50% of the entity's voting rights. The Association exercises significant influence over an entity when it has

the power to participate in the financial and operating policy decisions of that entity but does not have the power to exercise control or joint control over those policies. Under the equity method, the investment is initially recognised at cost, and subsequently adjusted to reflect changes in the net assets of the associate or joint venture.

The perimeter of the consolidation is comprised of World Athletics and World Athletics Productions Ltd, partially owned by World Athletics (50%) and recorded as equity accounted investment.

World Athletics has the ability to exercise significant influence over this entity and concluded this investment should be recorded as equity accounted investment.

## D. CURRENCY TRANSLATION

The consolidated financial statements are presented in Thousands of United States Dollars, the functional currency of the Association at the exchange closing rate. Any resulting exchange differences are recognised in the statement of comprehensive income.

Transactions in currencies that are not the US dollar are translated into US dollars at the transaction date exchange rate.

Monetary assets and liabilities whose currency is not US dollars are translated into US dollars at the closing exchange rate.

## E. TANGIBLE FIXED ASSETS

Property, plant and equipment are measured at cost less accumulated depreciation and accumulated impairment losses. Gains and losses on the disposal of property, plant and

equipment are recognised in the consolidated statement of comprehensive income.

Depreciation is calculated on a straight-line basis over its estimated useful lives that are as follows:

Office furniture and equipment	5 to 10 years
Computer equipment	5 years
Leasehold improvements	up to 15 years
Motor cars	5 years

Leases contracted by the Association are accounted for in accordance with IFRS 16 (Leases). The Association recognises a right-of-use asset and a lease liability for all of its lease contracts, except for (i) leases relating to low-value assets and (ii) short-term leases (12 months or less). Payments made in respect of leases not recognised on the balance sheet are recognised as an operating expense on a straight-line basis over the lease term.

incremental borrowing rate, which is a risk-free rate adjusted to reflect the specific risk profile of World Athletics. Because lease payments are spread over the lease term, the Association applies a discount rate based on the duration of those payments.

The payments used to determine the liability for future lease payments exclude non-lease components but include fixed payments that the Association expects to make to the lessor over the estimated lease term.

On commencement of a lease, the liability for future lease payments is discounted at the

## F. ACCRUALS AND PROVISIONS

A provision is recognised when World Athletics has a legal or constructive obligation towards a third party as a result of a past event, when it is probable that an outflow or economic benefits will be required to settle the obligation and when a reliable estimate can be made of future cash outflows.

specific circumstances justify the balance to be maintained in the balance sheet.

Payables are not interest bearing and are stated at their nominal value.

Contingent liabilities are not recognised unless the likelihood of a liability is probable. They are disclosed in the notes to the financial statements unless the possibility of an outflow of economic resources is remote.

Any accrued liability not consumed within two years after the recognition date shall be reversed in the consolidated income statement unless

## G. IOC LOAN

Once in a 4-year cycle, when the Olympic Games are held, the International Olympic Committee (IOC) pays an Olympic Dividend of approximately US\$40m to World Athletics. This revenue, as defined by IFRS 15, is recognised post the successful completion of the Olympic Games. In 2020, due to the Covid-19 pandemic, the Tokyo Olympics have been postponed to 2021. To take care of cash flow concerns arising from this postponement, the IOC entered into a loan agreement with World Athletics for an amount of US\$7.5m. Of this amount, US\$2.5m was received by World Athletics in 2020 and the balance US\$5m in early 2021. This loan has been

recorded as current deferred income as of 31 December 2020. The amount of US\$7.5m that has already been received was reduced from the full Olympic Dividend that was due to World Athletics at the end of the Tokyo Olympics.

The Tokyo Olympic Games were held during 2021. As expected, World Athletics received an Olympic Dividend of US\$39.48m (including the IOC loan previously discussed), which has been fully recognised through profit & loss in 2021 (refer to note 2. Other revenue from activities).

## H. PENSION OBLIGATIONS

The retirement benefit obligations relate to Monaco employees. Under legislation in Monaco, the Association is required to provide a pension based on legal requirements, or, on the collective labor agreement requirements if these ones are more advantageous than legal. For Monaco employees, pensions are computed based upon the last twelve months gross remuneration, excluding bonuses and other complementary remuneration. The liability which is paid once upon the retirement of the employee is recognised in the balance sheet in respect of these defined benefit pension plans. This is the present value of the defined benefit obligation at the end of the reporting period. The defined benefit obligation is calculated each year using the projected unit credit method. The present value of the defined benefit obligation is determined by discounting the estimated future cash outflows using interest rates of high-quality corporate bonds that are denominated in the currency in which the benefits will be paid, and that have terms approximating to the terms of the related obligation.

The net interest cost is calculated by applying the discount rate to the net balance of the defined

benefit obligation. This cost is included in employee benefit expense in the statement of profit or loss.

Remeasurement gains and losses arising from experience adjustments and changes in actuarial assumptions are recognised in the period in which they occur, directly in other comprehensive income. They are included in retained earnings in the statement of changes in equity and in the balance sheet.

The decision of the IFRS IC, published on 24 May 2021, concludes, in this case, that no rights are acquired in the event of departure before retirement age and that the rights are capped after a certain number of years of seniority ("X"), and the commitment would only be recognised for the last X years of the employee's career within the company.

This decision was implemented by the Association at 31 December 2021 for plans falling within the scope of the Interpretation Committee's decision. The effect of this implementation is considered not material.

## I. DEBTORS

Trade receivables are amounts due from customers for services performed in the ordinary course of business. They are all classified as current. Trade receivables are recognised initially at the amount of consideration that is unconditional unless they contain significant

financing components, when they are recognised at fair value. The Association holds the trade receivables with the objective to collect the contractual cash flows and therefore measures them subsequently at amortized cost using the effective interest method.

## J. REVENUE

Revenue is recognised to the extent that it is probable that the Association will derive economic benefit from it and that the revenue can be reliably measured.

World Athletics related revenue consists primarily of the following items:

- television rights (e.g., media rights)
- commercial rights (e.g., sponsorship)
- value in kind
- technical certification

The exclusive broadcast partners payment is received twice per year and covers the broadcast rights for all World Athletics events for the year. The current agreement was signed in April 2018 and covers the period from 1 January 2018 to 31 December 2023.

Commercial sponsorship income is split in three parts: the first part corresponds to the Commercial rights and yearly invoices amounts to US\$8.5m per year. The second part relates to the TV rights in Japan which generates a revenue of US\$4.5m per year. The third part relates to commission based on the value in kind under sponsorship contracts. Value in kind in the form of products and services supplied by sponsors for use in events and is recognised as revenue and expenses in the consolidated statement of comprehensive income. Commissions on value in kind due to the Association's marketing partner

are accounted for on the basis of the value of in-kind contribution.

During 2018, an amendment to the agreement for the period of 2020-2029 was signed. This new agreement calls for a minimum guarantee over the 10-year period of US\$130m. The agreement for commercial Sponsorship also includes a profit-share income clause.

The performance obligations are identified as the right to access intellectual property and as such revenue is recognised on a straight-line basis over the term of the contract.

For profit share revenue recognition, management exercises its judgement to determine an estimate of the profit share directly attributable to the financial year and recognises this in the period it is earned.

Technical certifications provided by World Athletics are performed at a point in time with a certification duration of three or five years, regarding sportive infrastructures. Revenue generated from Technical certifications is recognised at a point in time when the technical certification is provided.

The performance obligations have been determined for each contract and the revenue recognition method for each contract has been determined in accordance with IFRS 15.

## K. OPERATING EXPENSES

Total expenses are the gross outflow of economic benefits that arise from the ordinary activity of organising an event as well as from World Athletics administrative activities.

Total expenses consist primarily of the following items: contributions to member federations, anti-doping integrity unit, event expenses (direct event expenses, broadcast and media,

marketing, promotion, publications, hospitality and other event expenses), information technology, employee salaries and benefits, depreciation and amortization of non-current assets.

Expenditure relating to future events is deferred and recognised in the consolidated income statement when the event takes place

## L. FINANCIAL INCOME AND EXPENSES

The financial income and financial expenses include the following:

- financial income, consisting of interest income from interest-bearing assets, as well as realised and unrealised foreign exchange gains;

- financial expenses comprising realised and unrealised foreign exchange losses as well as bank charges and any interest costs.

## M. FINANCIAL RISK MANAGEMENT

The Association's overall risk management program focuses on the unpredictability of the financial markets and seeks to minimise any potential adverse effects on the Association's financial performance.

The Management Board provides principles for the overall management of risks such as foreign exchange risk, credit risk and liquidity risk.

### (a) Foreign exchange risk

The Association operates internationally and is exposed to foreign exchange risk arising from transactions denominated in currencies other than the United States Dollar, which is the functional and presentation currency of the Association.

Operating income/expenses and the cash flows of the Association are affected by exchange rate fluctuations, principally between the Euro and the US Dollar. The Association estimates that the impact in absolute terms of a 10% increase or decrease in this rate on its operating income for the year ended 31 December 2021 would not have been material.

During the periods presented, the Association did not engage in any hedging operations.

### (b) Credit risk

Credit risk is managed on an Association-wide basis. Credit risk arises from cash and cash

equivalents, and deposits with banks and financial institutions, as well as credit exposure to customers, including outstanding receivables and committed transactions. The credit risk on receivables is mitigated by the quality of the client.

Credit risk linked to cash, deposits and current financial instruments is not material given the quality of the financial institutions' counterparties.

### (c) Liquidity risk

Management monitors rolling forecasts of the Association's liquidity requirements on a quarterly basis to ensure it has enough cash available to meet its operational needs. Expenditure trends are balanced with committed revenues to ensure adequate liquidity is maintained.

World Athletics benefits from long term Commercial and Broadcast contracts that provide flexibility in managing operational cash needs. In addition, the Olympic Dividend generally received every four years allows the Association to smoothen its long-term expenditure patterns.

As a result of Covid-19, the IOC Olympic Dividend had been delayed to 2021. As the Tokyo Olympic Games happened in 2021, this amount of dividend has been received at the end of the Games.



## N. CRITICAL ACCOUNTING ESTIMATES AND JUDGMENT

The preparation of financial statements requires the use of accounting estimates which, by definition, will seldom equal the actual results. Management also needs to exercise judgement in applying the Association's accounting policies.

This note provides an overview of the areas that involved a higher degree of judgement or complexity, and of items which are more likely to be materially adjusted due to estimates and assumptions turning out to be wrong. Detailed information about each of these estimates and judgements is included in other notes together with information about the basis of calculation for each affected line item in the financial statements.

- Estimation of post-employment benefits and other employee benefits. The Association has obligations to pay certain pension benefits to certain employees. The cost of these benefits and the present value depend on several factors including salary increases and discount rates. Management estimates these factors in

determining the net pension obligations (see note 15).

- Television rights and commercial rights performance obligations. Management uses its judgement to determine the unique performance obligation, which is defined as the right to access intellectual property.

- Accrual of profit share expectation for the year. Management exercises its judgement to determine an estimate of the profit share directly attributable to the financial year and when the recognition criteria has been met.

- Value in kind amount for year included in revenue. Management is required to estimate the fair value of any value in kind goods or services received during the period and record these amounts as revenue and expenses. Determining fair value requires management to exercise significant judgement. In the event fair value cannot be reasonably estimated, no value is recognised.

## Notes to the consolidated statement of comprehensive income

### 1. REVENUE FROM BROADCAST RIGHTS AND SPONSORSHIP RIGHTS

<i>in k USD</i>	2021	2020
<b>Broadcast Rights</b>	<b>14,725</b>	<b>14,775</b>
<b>Commercial Rights</b>	<b>13,000</b>	<b>13,000</b>
<b>Commercial Rights (Profit share)</b>	<b>5,712</b>	<b>5,751</b>
<b>Value in kind</b>	<b>3,424</b>	<b>1,419</b>
<b>Diamond League</b>	<b>1,380</b>	<b>-</b>
<b>Total revenue from Broadcast Rights and Commercial Rights</b>	<b>38,241</b>	<b>34,945</b>

### 2. OTHER REVENUE FROM ACTIVITIES

<i>in k USD</i>	2021	2020
<b>Olympic Dividend</b>	<b>39,478</b>	<b>-</b>
<b>Russian Athletics Federation reimbursement</b>	<b>1,532</b>	<b>6,815</b>
<b>International Olympic Committee Development program contribution</b>	<b>250</b>	<b>250</b>
<b>World Athletics certification system</b>	<b>1,416</b>	<b>1,439</b>
<b>Court of Arbitration for Sport refund</b>	<b>43</b>	<b>21</b>
<b>Other income</b>	<b>1,908</b>	<b>769</b>
<b>Total revenue from other activities</b>	<b>44,628</b>	<b>9,294</b>

Other revenue includes monies received across a host of miscellaneous areas; the largest portion for 2021 pertains to a reimbursement for Legal and Task Force related costs arising from the suspension of the Russian Athletics Federation.

Certification income pertains to monies received from across the globe where World Athletics assists in defining and measuring standards for tracks and equipment used in athletics events.

Incomes from our Label Road Race program and out-of-competition anti-doping testing are included in other income.

### 3. COMPETITION AND EVENTS

<i>in k USD</i>	2021	2020
World Athletics Series Competitions	1,453	477
Diamond League	2,464	961
Olympic Games	1,390	276
WA Tours & Permit	1,286	857
Other expenses (Competition & Events)	1,032	1,005
Staff costs and consultants	2,030	1,819
<b>Competition &amp; Events</b>	<b>9,655</b>	<b>5,395</b>
Value in kind commissions	3,852	1,597
Information technology	3,504	2,822
Broadcasting	1,392	1,069
Marketing	762	488
Commercial partnerships	430	392
Communication & publications	3,190	2,628
Health & science	751	613
<b>Total Competition and Events</b>	<b>23,536</b>	<b>15,004</b>

This includes spend on our World Athletics Series (WAS) events and costs for departments that work most closely with our event cycle.

The significant impact of Covid-19 on our Competition and Events cycle in 2020 led to greatly reduced spends in this part of our business. In comparison, during 2021 we were able to host more events and saw an improved cycle of events within our Member Federations and the Area Associations. Our other departments that closely support our annual events cycle were also able to execute on more activities and projects in support of these events. Consequently, the overall spends by department included above are higher in 2021.

Our WAS events are held on a biannual basis. During 2021 we had two WAS events (WRE, Silesia 2021 and WU20, Nairobi 2021) compared to only one during 2020 (WHM, Gdynia 2020). In addition, we saw the successful conclusion to the Tokyo Olympic Games that were postponed from 2020.

The above total includes our annual spend towards the support we offer to the Diamond League. Also included in this total is the support we offer to the World Athletics Continental Tour, World Athletics Indoor Tour, World Athletics Cross Country Tour, World Athletics Race Walking Tour, and World Athletics Combined Events Tour.

Staff costs across all our departments are higher in 2021 and should be viewed in the context of a reduced furlough benefit received in 2021 from the Monegasque Government as compared to 2020.

### 4. GRANTS AND DEVELOPMENT

<i>in k USD</i>	2021	2020
Area Development grant (a)	1,418	1,306
Education	683	280
Publications (NSA)	0	2
Other items	275	519
Staff costs	992	792
Area Administration grant (b)	1,450	1,450
Competition grant (c)	1,041	1,280
Member Federation grant (d)	1,591	1,510
Athletics Olympic dividend (e)	1,574	889
Continental program, exceptional support & tracks	54	0
<b>Total Grants and Development</b>	<b>9,076</b>	<b>8,028</b>

This includes World Athletics spend on the Development of the sport and the support that we offer to our Member Federations and Area Associations.

The reduced impacts coming from Covid-19 during 2021 are the primary drivers for increased activity and proportionately higher spends on Education and the Athletics Olympic Dividend (AOD). Following the initial 4-year cycle from 2016 to 2019 of the AOD grant, the grant principles and eligibility were refined for the 2-year 2020-21 cycle. As 2021 marks the end of this initial 2-year cycle, and due to the limited activity in 2020, AOD spends are higher in 2021.

**Area Development grant (a)** are paid annually to support Area Associations to deliver development and education programs primarily through the Area Development Centres (ADCs). The Areas determine their business plans and activities to be supported based on the needs of their member federations with World Athletics providing an oversight role. The Areas are responsible for the day-to-day management of the ADCs in their respective region and for the selection and organisation of educational coaching courses and seminars. Two activities remain mandatory at the ADCs – women's and youth.

**Area Administration grants (b)** are paid annually to assist Area Associations to operate and include:

- Maintaining a permanent office as HQ
- Defraying costs of rent, utilities, internet, telephone, website, office supplies, staff salaries, institutional meetings and other costs.

**Area Competition grants (c)** are paid annually to support the organisation and delivery of competitions at a continental level including:

- Regional and International Competitions
- Area Championships
- One-day Continental Tour meetings.

**Member Federation grants (d)** are paid annually to ensure the Member Federation can function and meet its basic membership obligations. It covers:

- Administration (including staff, office, utilities and communication equipment)
- Organisation (national championships)

- Travel to competitions.

**Athletics Olympic Dividend grant (e)** is a 2-year project-based grant designed to provide tailored support across the 2-year period to meet Member Federations individual strategic priorities focused on the delivery of activity within one of the following five areas:

- Provide education and training
- Provide equipment
- Support development and delivery of competitions
- Support athletes (training, competition, talent ID)
- Supports youth and grassroots projects (mass participation and school projects).

## 5. LEGAL AND COMPLIANCE

<i>in k USD</i>	2021	2020
Congress	178	0
World Athletics Council and Executive Board	991	928
World Athletics committees	0	8
World Athletics Independent Ethics Board	91	178
World Athletics working groups	1,315	568
International Associations meetings	48	63
Staff costs	539	472
Governance	3,160	2,218
Athletics Integrity Unit	8,809	7,857
Legal	1,168	1,847
<b>Total Compliance</b>	<b>13,138</b>	<b>11,922</b>

This includes World Athletics spend on Governance activities, Legal & Regulatory spend and spend associated with the Athletics Integrity Unit (AIU).

The AIU is an independent body created by World Athletics that manages all integrity issues – both doping and non-doping – for the sport of athletics. Their annual budget is approved by the World Athletics Executive Board. The total AIU spend as shown above includes amounts reimbursed by the Russian Athletics Federation that have been shown as income in ‘Other Revenue’.

Legal costs are significantly lower in 2021 and show the impact of reduced litigation spend and also significantly reduced external dependance on Legal advisors.

During 2021 we held our first ever virtual Congress leading to a significantly reduced spend compared to previous years.

## 6. ADMINISTRATION

<i>in k USD</i>	2021	2020
Administration	5,084	5,264
Amortisation	1,118	1,023
Heritage	696	495
<b>Total Administration</b>	<b>6,898</b>	<b>6,782</b>

This includes spend for our administrative departments such as Finance, Human Resources and Heritage along with their associated staff costs. Expenses such as Audit fees, rentals, telephony, travel and translation are all included here.

As mentioned before, Staff costs between 2020 and 2021 are not comparable due to the significant benefit arising from our ability to put staff on furlough in 2020. Spend in our Heritage department was significantly lower in 2020 since Covid-19 impacted our inability to host global exhibitions.

## 7. FINANCIAL INCOME

<i>in k USD</i>	2021	2020
Foreign exchange	288	221
Interests	309	81
<b>Financial income</b>	<b>597</b>	<b>302</b>

This includes our financial incomes during the year primarily related to the multi-currency impacts from our business operations.

## 8. FINANCIAL EXPENSES

<i>in k USD</i>	2021	2020
Foreign exchange	235	475
Bank charges	112	208
Interest expense	633	221
Post-employment benefit obligations	7	17
<b>Financial expenses</b>	<b>987</b>	<b>922</b>

This includes financial and bank charges incurred during the year.

## Notes to the consolidated balance sheet

### 9. INVESTMENTS IN EQUITY

<i>in k USD</i>	2021	2020
<b>Significant influence</b>		
Carrying amount as of January 1 <sup>st</sup>	531	343
Share of profit / (loss) on investment in equity	-59	188
<b>Investment at cost</b>		
<b>Investments in equity as of December 31<sup>st</sup></b>	<b>472</b>	<b>531</b>

Investments in equity are related to World Athletics Productions Ltd, partly owned by World Athletics (50%).

<i>in k USD</i>	World Athletics Productions Ltd	
	2021	2020
Current Assets	7 187	2 139
Current Liabilities	6 701	1 544
Revenue	2 422	311
Profit/(loss)	-118	-97

Furthermore, World Athletics holds a 6% investment in Nitro Athletics Australia which is held at nil value.

### 10. PROPERTY, PLANT AND EQUIPMENT

The Right of Use of assets detailed below predominantly relates to leased offices premises.

Property, plant and equipment break down as follows:

<i>in k USD</i>	Office furniture & equipment	Computer equipment	Leasehold improvements	Motor cars	Right of use of asset	Total
<b>Cost</b>						
<b>Balance as of 31 December 2020</b>	629	2 033	4 555	82	4 059	11 358
Additions	1	171	-	-	-	172
<b>Balance as of 31 December 2021</b>	<b>630</b>	<b>2 204</b>	<b>4 555</b>	<b>82</b>	<b>4 059</b>	<b>11 530</b>
<b>Accumulated depreciation</b>						
<b>Balance as of 31 December 2020</b>	320	1 413	2 027	82	1 381	5 223
Depreciation	62	207	341	-	374	984
<b>Balance as of 31 December 2021</b>	<b>381</b>	<b>1 619</b>	<b>2 368</b>	<b>82</b>	<b>1 755</b>	<b>6 206</b>
<b>Net carrying amount</b>						
As of 31 December 2020	309	620	2 528	0	2 678	6 135
<b>As of 31 December 2021</b>	<b>248</b>	<b>585</b>	<b>2 187</b>	<b>0</b>	<b>2 304</b>	<b>5 324</b>

## 11. TRADE RECEIVABLES AND OTHER RECEIVABLES

<i>in USD</i>	2021			2020
	Gross	Provision	Net	Net
Trade receivables	606	232	373	521
Trade receivables	606	232	373	521

<i>in USD</i>	2021			2020
	Gross	Provision	Net	Net
Receivables from directors	3		3	4
Other receivables	22,355	715	21,641	1,168
Other receivables & current assets	22,358	715	21,644	1,171
Prepayments	86		86	252
Tax receivables (VAT)	419		419	562
Prepayments & tax receivables	505	-	505	814

Trade receivables and other receivables that are not yet due are not considered impaired. The main reasons for the increase in other receivables at the end of 2021 is on account of a receivable from Dentsu for the profit share payable to World Athletics for 2020-2021 amounting to US\$11.4m; the final instalment of our Olympic Dividend due from the IOC amounting to US\$6.3m; and a receivable from the World Athletics Indoor Championships Belgrade 2022 amounting to US\$2m. All of these amounts have been subsequently received in 2022.

Allowances for doubtful accounts amounted to US\$715k in 2021, with no variation compared to 2020.

## 12. CONTRACT ASSETS

<i>in k USD</i>	2021	2020
Dentsu Profit Sharing	-	5,781
Total Contract Assets	-	5,781

Contract assets correspond to receivables related to the Commercial Rights profit share. The amount of US\$5,781k was related to the profit share revenue earned for the period 2020-2021. As of 31 December 2021, this profit share has been fully received.

## 13. CASH AND CASH EQUIVALENTS

As of 31 December 2021, this item comprised cash at bank of US\$53,589k. There are no short-term investments.

Cash and cash equivalents break down as follows:

<i>in k USD</i>	2021	2020
US Dollars	52,988	38,829
Other currencies	589	1,206
Deposit and current accounts	53,577	40,035
US Dollars	1	1
Other currencies	11	12
Cash on hand	12	13
Total cash and cash equivalents	53,589	40,048

## 14. EQUITY

The change in equity from 2020 to 2021 is on account of profit of US\$29,772k.

## 15. POST-EMPLOYMENT BENEFIT AND SIMILAR OBLIGATIONS

<i>in k USD</i>	Post-employment benefit obligations
Balance as of 31 December 2020	1,229
Operating costs	-473
Financial expense	7
Other comprehensive expense	5
Balance as of 31 December 2021	769

The pension obligation is unfunded and therefore, no pension assets are held by World Athletics. Furthermore, the changes of the significant actuarial assumptions were considered as not significant in the context of the consolidated financial statements. The main impact of the decrease is related to the implementation of the IFRS IC standard regarding post-employment benefits computation (refer to note H).

The significant actuarial assumptions were as follows:

- Assumptions regarding future mortality are set based on actuarial advice in accordance with published statistics and experience in the region (INSEE 2015-2017 mortality table). These assumptions translate into an average life expectancy in years for a pensioner retiring the ages of 62 for employees, and 63 for management.

- Probability of departure before retirement age for current employees.
- Financial discount rate of 0,95% and salary increase rate of 4% for the pension obligation as of 31 December 2021

## 16. FINANCIAL LIABILITIES CURRENT AND NON CURRENT

<i>in k USD</i>	2021	2020
Current financial liabilities	253	320
Non-current financial liabilities	2,511	2,830
<b>Total lease liabilities</b>	<b>2,763</b>	<b>3,149</b>

The financial liabilities balance as shown above is comprised of lease liabilities under IFRS 16. Of the total payable of US\$3,149k, the amount due in the next 12 months is US\$253k, amount due between 1 and 5 years is US\$1,079k and the amount due in more than 5 years is US\$1,431k.

## 17. TRADE PAYABLES

<i>in USD</i>	2021	2020
Trade payables	4,235	3,041
<b>Trade payables</b>	<b>4,235</b>	<b>3,041</b>

Trade Payables include dues for regular operating expenses incurred by the Association. These include a payable amount to World Athletics Productions for US\$1,854k. Another reason for the variance is on account US\$2,381k of invoices pertaining to 2021 received after the cut-off date of 31 December 2021.

## 18. OTHER PAYABLES & ACCRUED EXPENSES

<i>in k USD</i>	2021	2020
Payable to directors	138	125
Other payables	6,108	5,792
Accrued expenses	1,077	1,272
Tax payables	0	1
<b>Other payables &amp; accrued expenses</b>	<b>7,323</b>	<b>7,189</b>

Other payables as of 31 December 2021, includes expenditure related to 2021 for which invoices were not received until 31 December 2021.

This amount is primarily made up of expenditure around Grants given to Area Associations and Member Federations that have not been paid yet, Prize money payments due for 2021 events and Bid guarantees received from hosts of our future World Athletic Series events. All of these expenses will be settled during 2022.

## 19. DEFERRED INCOME

<i>in k USD</i>	2021	2020
Current deferred income	4,655	3,475
Non-current deferred income	1,935	6,590
<b>Deferred income</b>	<b>6,590</b>	<b>10,065</b>

Current deferred income amounts include US\$1,705k from television rights and sponsorships contracts, and US\$2,950k related to World Athletics Series events which are scheduled to be held in 2022.

Non-current deferred income consists of US\$1,705k from television rights and sponsorships contracts and US\$230k received as advance payments against future events.

## OTHER DISCLOSURES

### 20. FINANCIAL RISK MANAGEMENT

The different types of financial risks and their impacts are detailed in note L of this document.

### 21. COMMITMENTS GIVEN AND CONTINGENT LIABILITIES AND OFF-BALANCE SHEET EVENTS

In October 2021, World Athletics entered into a loan agreement with Diamond League AG (“DLAG”) and agreed to provide DLAG with a loan of US\$2m payable in two instalments as of 31 March 2023 and 31 March 2024. The loan shall be fully reimbursed to World Athletics by the end of June 2025.

### 22. POST BALANCE SHEET EVENTS

A review was undertaken by management to assess any consequences on the financial statements arising from the Russia-Ukraine conflict or from the resulting sanctions imposed on Russia. It was concluded there are no material impacts on the consolidated financial statements.

### 23. RELATED PARTIES


Under IFRS guidelines, the following are treated as related parties: Executive Board Members, Council Members, President, Chief Executive Officer, Diamond League and World Athletics Productions Ltd. The table below includes amounts paid to related parties during the year.

<i>in k USD</i>	2021	2020
<b>Executive Board, Council Members, President and Chief Executive Officer</b>	<b>1,127</b>	<b>1,095</b>
Allowances	1,031	1,012
Other benefits (housing)	42	32
Other long-term benefits (retirement)	54	51

Amounts paid to World Athletics Productions Ltd. during 2021 were US\$1,734k primarily on account of salary reimbursements and office costs. A loan agreement from World Athletics to World Athletics Productions Ltd has been signed in 2018 for US\$234k.

Amounts paid to Diamond League during 2021 were US\$2,464k primarily to cover costs in relation to Diamond League meets that were held during the year. As on 31 December 2021 amount due to Diamond League was \$0.

In 2021, World Athletics has recorded an amount of US\$170k payable to the Complete Leisure Group, for services and workspace of an executive assistant to the President during time spent in London in connection with World Athletics business, provided at cost pursuant to a secondment agreement.



A

B

C

## APPENDIX C: WORLD ATHLETICS 2021 REMUNERATION POLICY

World Athletics position	Remuneration and expenses
Executive Board (base fee for all members including President and Vice-Presidents)	US\$22,500 per annum
Chair of EB Committee (supplementary fee)	US\$2,500 per annum
President	US\$250,000 per annum (plus EB base fee above)
Council (all Members, including EB Members)	Per diem of US\$300 per day, plus allowance of US\$6,000 per annum (except for Area Presidents where the allowance is US\$3,000 due to the additional allowance)  Travel, meals and accommodation provided by World Athletics (travel based on business class airfare plus per diem for each day (12 hours) of travel)
Council (Area Presidents)	Per diem of US\$300 per day, plus allowance of US\$3,000 per annum and: <ul style="list-style-type: none"> <li>• US\$12,000 per annum (if lives in the same city as Area HQ)</li> <li>• US\$18,000 per annum (if does not live in the same city as Area HQ)</li> </ul>
Commissions (members other than Council Members)	Per diem of US\$50 per day Travel, meals and accommodation covered
Working Groups (members other than Council Members)	Per diem of US\$50 per day Travel, meals and accommodation covered
AIU Board members (independent members and supplementary fee for Council Member)	US\$15,000 per annum
AIU Board Chair	US\$25,000 per annum





©World Athletics 2022

6-8, Quai Antoine 1er, BP 359

MC 98007 Monaco Cedex