

# RESULTS



## 4 x 100 Metres Relay Men - Final

RECORDS	RESULT	TEAM	COUNTRY	VENUE	DATE
World Record <b>WR</b>	36.84	Jamaica	JAM	London (Olympic Stadium)	11 Aug 2012
Championship Record <b>CR</b>	37.38	United States	USA	Nassau (T. Robinson Stadium)	2 May 2015
World Leading <b>WL</b>	38.15	Canada	CAN	Gainesville, FL	1 Apr 2017
Area Record <b>AR</b>		National Record <b>NR</b>		Season Best <b>SB</b>	


**Final**

22 April 2017 22:55 START TIME  
26° C TEMPERATURE 64 % HUMIDITY

PLACE	TEAM	BIB	LANE	REACTION	RESULT	Fn	POINTS
1	<b>UNITED STATES</b> Leshon COLLINS Mike RODGERS Ronnie BAKER Justin GATLIN	USA	5		<b>38.43</b>	*WC	8
2	<b>BARBADOS</b> Mario BURKE Ramon GITTENS Nicholas DESHONG Burkheart ELLIS JR	BAR	8		<b>39.18</b>	*WC <b>SB</b>	7
3	<b>PR OF CHINA</b> Xingqiang TANG Zhenye XIE Bingtian SU Jinsheng LIANG	CHN	7		<b>39.22</b>	*WC	6
4	<b>AUSTRALIA</b> Trae WILLIAMS Tom GAMBLE Alexander HARTMANN Nicholas ANDREWS	AUS	2		<b>39.73</b>	*WC	5
5	<b>FRANCE</b> Marvin RENÉ Jimmy VICAUT Mickaël-Méba ZÉZÉ Stuart DUTAMBY	FRA	1		<b>39.83</b>	*WC	4
	<b>CANADA</b> Akeem HAYNES Aaron BROWN Brendon RODNEY Andre DE GRASSE	CAN	4		<b>DNF</b>		
	<b>GREAT BRITAIN &amp; N.I.</b> Chijindu UJAH Zharnel HUGHES Daniel TALBOT Ojie EDOBURUN	GBR	6		<b>DNF</b>		
	<b>NETHERLANDS</b> Giovanni CODRINGTON Churandy MARTINA Solomon BOCKARIE Hensley PAULINA	NED	3		<b>DNF</b>		

**NOTE** IAAF Rule \*WC - Qualified for WORLD CHAMPIONSHIPS

**INTERMEDIATE TIMES** 300m UNITED STATES 27.97



**RESULTS**  
**4 x 100 Metres Relay Men - Final**

ALL-TIME OUTDOOR TOP LIST				SEASON OUTDOOR TOP LIST			
RESULT	TEAM	VENUE	DATE	RESULT	TEAM	VENUE	2017
36.84	JAMAICA (JAM)	London (Olympic Stadium)	11 Aug 12	38.15	CANADA (CAN)	Gainesville, FL	1 Apr
37.38	UNITED STATES (USA)	Nassau (T. Robinson Stadium)	2 May 15	38.17	UNITED STATES (USA)	Austin (Myers Stadium), TX	1 Apr
37.60	JAPAN (JPN)	Rio de Janeiro (Estádio Olímpico)	19 Aug 16	38.32	GREAT BRITAIN & N.I. (GBR)	Nassau	22 Apr
37.62	TRINIDAD AND TOBAGO (TTO)	Berlin (Olympiastadion)	22 Aug 09	38.47	SOUTH AFRICA (RSA)	Germiston	22 Mar
37.64	CANADA (CAN)	Rio de Janeiro (Estádio Olímpico)	19 Aug 16	38.59	JAMAICA (JAM)	Kingston (NS), JAM	25 Feb
37.73	GREAT BRITAIN & N.I. (GBR)	Sevilla (La Cartuja)	29 Aug 99	38.71	NETHERLANDS (NED)	Nassau	22 Apr
37.79	FRANCE (FRA)	Split (Poljud Stadion)	1 Sep 90	38.97	PR OF CHINA (CHN)	Nassau	22 Apr
37.82	PR OF CHINA (CHN)	Rio de Janeiro (Estádio Olímpico)	18 Aug 16	39.04	TRINIDAD AND TOBAGO (TTO)	Nassau	22 Apr
37.90	BRAZIL (BRA)	Sydney (Olympic Stadium)	30 Sep 00	39.09	AUSTRALIA (AUS)	Nassau	22 Apr
37.94	NIGERIA (NGR)	Athina (Olympic Stadium)	9 Aug 97	39.10	FRANCE (FRA)	Nassau	22 Apr



# RESULT PROGRESSION



## 4 x 100 Metres Relay Men - Final

RECORDS	RESULT TEAM	COUNTRY	VENUE	DATE
World Record <b>WR</b>	<b>36.84</b> Jamaica	JAM	London (Olympic Stadium)	11 Aug 2012
Championship Record <b>CR</b>	<b>37.38</b> United States	USA	Nassau (T. Robinson Stadium)	2 May 2015
World Leading <b>WL</b>	<b>38.15</b> Canada	CAN	Gainesville, FL	1 Apr 2017
Area Record <b>AR</b>	National Record <b>NR</b>	Season Best <b>SB</b>		

**22 April 2017**

RANK	BIB	TEAM	PHASE	HEAT	LANE	PLACE	RESULT	POINTS
1	USA	UNITED STATES	Final	1	5	1	<b>38.43</b> *WC	8
			Round 1	2	3	2	<b>38.22</b> Q	
2	BAR	BARBADOS	Final	1	8	2	<b>39.18</b> *WC <b>SB</b>	7
			Round 1	3	8	9	<b>39.26</b> Q <b>SB</b>	
3	CHN	PR OF CHINA	Final	1	7	3	<b>39.22</b> *WC	6
			Round 1	1	8	5	<b>38.97</b> Q <b>SB</b>	
4	AUS	AUSTRALIA	Final	1	2	4	<b>39.73</b> *WC	5
			Round 1	1	6	6	<b>39.09</b> q <b>SB</b>	
5	FRA	FRANCE	Final	1	1	5	<b>39.83</b> *WC	4
			Round 1	2	2	7	<b>39.10</b> q <b>SB</b>	
GBR	GREAT BRITAIN & N.I.	GREAT BRITAIN & N.I.	Final	1	6		<b>DNF</b>	
			Round 1	3	5	3	<b>38.32</b> Q <b>SB</b>	
NED	NETHERLANDS	NETHERLANDS	Final	1	3		<b>DNF</b>	
			Round 1	1	5	4	<b>38.71</b> Q <b>SB</b>	
CAN	CANADA	CANADA	Final	1	4		<b>DNF</b>	
			Round 1	2	5	1	<b>38.21</b> Q	

**NOTE** IAAF Rule \*WC - Qualified for WORLD CHAMPIONSHIPS

ALL-TIME OUTDOOR TOP LIST				SEASON OUTDOOR TOP LIST			
RESULT	TEAM	VENUE	DATE	RESULT	TEAM	VENUE	2017
36.84	JAMAICA (JAM)	London (Olympic Stadium)	11 Aug 12	38.15	CANADA (CAN)	Gainesville, FL	1 Apr
37.38	UNITED STATES (USA)	Nassau (T. Robinson Stadium)	2 May 15	38.17	UNITED STATES (USA)	Austin (Myers Stadium), TX	1 Apr
37.60	JAPAN (JPN)	Rio de Janeiro (Estádio Olímpico)	19 Aug 16	38.32	GREAT BRITAIN & N.I. (GBR)	Bahamas	22 Apr
37.62	TRINIDAD AND TOBAGO (TTO)	Berlin (Olympiastadion)	22 Aug 09	38.47	SOUTH AFRICA (RSA)	Germiston	22 Mar
37.64	CANADA (CAN)	Rio de Janeiro (Estádio Olímpico)	19 Aug 16	38.59	JAMAICA (JAM)	Kingston (NS), JAM	25 Feb
37.73	GREAT BRITAIN & N.I. (GBR)	Sevilla (La Cartuja)	29 Aug 99	38.71	NETHERLANDS (NED)	Bahamas	22 Apr
37.79	FRANCE (FRA)	Split (Poljud Stadion)	1 Sep 90	38.97	PR OF CHINA (CHN)	Bahamas	22 Apr
37.82	PR OF CHINA (CHN)	Rio de Janeiro (Estádio Olímpico)	18 Aug 16	39.04	TRINIDAD AND TOBAGO (TTO)	Bahamas	22 Apr
37.90	BRAZIL (BRA)	Sydney (Olympic Stadium)	30 Sep 00	39.09	AUSTRALIA (AUS)	Bahamas	22 Apr
37.94	NIGERIA (NGR)	Athina (Olympic Stadium)	9 Aug 97	39.10	FRANCE (FRA)	Bahamas	22 Apr

## RESULTS



## 4 x 100 Metres Relay Men - Final B

TOP 3 TEAMS QUALIFIED FOR NEXT WORLD CHAMPIONSHIPS 2017

RECORDS	RESULT	TEAM	COUNTRY	VENUE	DATE
World Record <b>WR</b>	36.84	Jamaica	JAM	London (Olympic Stadium)	11 Aug 2012
Championship Record <b>CR</b>	37.38	United States	USA	Nassau (T. Robinson Stadium)	2 May 2015
World Leading <b>WL</b>	38.15	Canada	CAN	Gainesville, FL	1 Apr 2017
Area Record <b>AR</b>		National Record <b>NR</b>		Season Best <b>SB</b>	

Final B

22 April 2017 22:20 START TIME

26° C TEMPERATURE 64 % HUMIDITY

PLACE	TEAM	BIB	LANE	REACTION	RESULT		Fr
1	<b>TRINIDAD AND TOBAGO</b> Moriba MORAIN Emmanuel CALLENDER Kyle GREAUX Dan-Neil TELESFORD	TTO	5	0.221	<b>39.04</b>	*WC	<b>SB</b>
2	<b>GERMANY</b> Roy SCHMIDT Robin EREWA Julian REUS Aleixo-Platini MENGA	GER	3	0.329	<b>39.15</b>	*WC	
3	<b>BAHAMAS</b> Warren FRASER Shavez HART Cliff RESIAS Adrian GRIFFITH	BAH	4	0.249	<b>39.18</b>	*WC	<b>SB</b>
4	<b>DOMINICAN REPUBLIC</b> Christopher VALDEZ Yohandris ANDÚJAR Carlos JORGE Juan Aroldi SANTOS	DOM	7	0.274	<b>39.57</b>		
5	<b>CUBA</b> Harlyn PÉREZ Yordan L. O'FARRILL Yoan MEDINA Reynier MENA	CUB	8	0.241	<b>39.90</b>		
6	<b>MEXICO</b> Héctor RUIZ Iván MORENO Juan Carlos ALANIS César RAMÍREZ	MEX	2		<b>39.98</b>		
7	<b>JAPAN</b> Takumi MASUDA Yuma SAITO Jun YAMASHITA Takeshi FUJIWARA	JPN	6	0.361	<b>40.31</b>		
8	<b>SAINT KITTS AND NEVIS</b> Hakeem HUGGINS Lestrod ROLAND Allistar CLARKE Brijesh LAWRENCE	SKN	1		<b>41.07</b>		

NOTE IAAF Rule \*WC - Qualified for WORLD CHAMPIONSHIPS

INTERMEDIATE TIMES 300m BAHAMAS 28.64

Timing by SEIKO

AT-4X1-M-f2--1--.RS1..v3


Issued at 15:39 on Sunday, 23 April 2017

1 2

Title Partner

  
Everyday.

Official Partners



**RESULTS**  
**4 x 100 Metres Relay Men - Final B**

ALL-TIME OUTDOOR TOP LIST				SEASON OUTDOOR TOP LIST			
RESULT	TEAM	VENUE	DATE	RESULT	TEAM	VENUE	2017
36.84	JAMAICA (JAM)	London (Olympic Stadium)	11 Aug 12	38.15	CANADA (CAN)	Gainesville, FL	1 Apr
37.38	UNITED STATES (USA)	Nassau (T. Robinson Stadium)	2 May 15	38.17	UNITED STATES (USA)	Austin (Myers Stadium), TX	1 Apr
37.60	JAPAN (JPN)	Rio de Janeiro (Estádio Olímpico)	19 Aug 16	38.32	GREAT BRITAIN & N.I. (GBR)	Nassau	22 Apr
37.62	TRINIDAD AND TOBAGO (TTO)	Berlin (Olympiastadion)	22 Aug 09	38.47	SOUTH AFRICA (RSA)	Germiston	22 Mar
37.64	CANADA (CAN)	Rio de Janeiro (Estádio Olímpico)	19 Aug 16	38.59	JAMAICA (JAM)	Kingston (NS), JAM	25 Feb
37.73	GREAT BRITAIN & N.I. (GBR)	Sevilla (La Cartuja)	29 Aug 99	38.71	NETHERLANDS (NED)	Nassau	22 Apr
37.79	FRANCE (FRA)	Split (Poljud Stadion)	1 Sep 90	38.97	PR OF CHINA (CHN)	Nassau	22 Apr
37.82	PR OF CHINA (CHN)	Rio de Janeiro (Estádio Olímpico)	18 Aug 16	39.04	TRINIDAD AND TOBAGO (TTO)	Nassau	22 Apr
37.90	BRAZIL (BRA)	Sydney (Olympic Stadium)	30 Sep 00	39.09	AUSTRALIA (AUS)	Nassau	22 Apr
37.94	NIGERIA (NGR)	Athina (Olympic Stadium)	9 Aug 97	39.10	FRANCE (FRA)	Nassau	22 Apr



## SUMMARY



## 4 x 100 Metres Relay Men - Round 1

First 2 in each heat (Q) and the next 2 fastest (q) advance to the Final  
The next 8 fastest advance to the Final B

## BRASIL LANE 3 DISQUALIFIED

RECORDS	RESULT	TEAM	COUNTRY	VENUE	DATE
World Record <b>WR</b>	<b>36.84</b>	Jamaica	JAM	London (Olympic Stadium)	11 Aug 2012
Championship Record <b>CR</b>	<b>37.38</b>	United States	USA	Nassau (T. Robinson Stadium)	2 May 2015
World Leading <b>WL</b>	<b>38.15</b>	Canada	CAN	Gainesville, FL	1 Apr 2017
Area Record <b>AR</b>		National Record <b>NR</b>		Season Best <b>SB</b>	

22 April 2017

RANK	PLACE	HEAT	LANE	BIB	TEAM	REACTION	RESULT	
1	1	2	5	CAN	CANADA		<b>38.21</b>	Q
2	2	2	3	USA	UNITED STATES		<b>38.22</b>	Q
3	1	3	5	GBR	GREAT BRITAIN & N.I.	0.238	<b>38.32</b>	Q <b>SB</b>
4	1	1	5	NED	NETHERLANDS		<b>38.71</b>	Q <b>SB</b>
5	2	1	8	CHN	PR OF CHINA	0.258	<b>38.97</b>	Q <b>SB</b>
6	3	1	6	AUS	AUSTRALIA		<b>39.09</b>	q <b>SB</b>
7	3	2	2	FRA	FRANCE	0.230	<b>39.10</b>	q <b>SB</b>
8	4	2	4	GER	GERMANY	0.212	<b>39.11</b>	<b>SB</b>
9	2	3	8	BAR	BARBADOS	0.202	<b>39.26</b>	Q <b>SB</b>
10	4	1	7	BAH	BAHAMAS	0.232	<b>39.36</b>	<b>SB</b>
11	5	1	3	TTO	TRINIDAD AND TOBAGO	0.237	<b>39.44</b>	<b>SB</b>
12	3	3	6	JPN	JAPAN	0.242	<b>39.52</b>	
13	4	3	4	DOM	DOMINICAN REPUBLIC	0.293	<b>39.56</b>	<b>SB</b>
14	5	3	2	CUB	CUBA	0.231	<b>39.67</b>	<b>SB</b>
15	5	2	7	MEX	MEXICO		<b>39.71</b>	<b>SB</b>
16	6	3	7	SKN	SAINT KITTS AND NEVIS		<b>39.81</b>	<b>SB</b>
17	6	2	6	POL	POLAND		<b>39.84</b>	<b>SB</b>
		1	2	ANT	ANTIGUA & BARBUDA		<b>DNF</b>	
		1	4	JAM	JAMAICA	0.247	<b>DNF</b>	
		2	8	ITA	ITALY	0.225	<b>DQ</b>	170.7
		3	3	BRA	BRAZIL		<b>DQ</b>	163.3(a)

**NOTE** IAAF Rule 170.7 - Passing the baton outside the takeover zone  
IAAF Rule 163.3(a) - Lane infringement

ALL-TIME OUTDOOR TOP LIST				SEASON OUTDOOR TOP LIST			
RESULT	TEAM	VENUE	DATE	RESULT	TEAM	VENUE	2017
36.84	JAMAICA (JAM)	London (Olympic Stadium)	11 Aug 12	38.15	CANADA (CAN)	Gainesville, FL	1 Apr
37.38	UNITED STATES (USA)	Nassau (T. Robinson Stadium)	2 May 15	38.17	UNITED STATES (USA)	Austin (Myers Stadium), TX	1 Apr
37.60	JAPAN (JPN)	Rio de Janeiro (Estádio Olímpico)	19 Aug 16	38.32	GREAT BRITAIN & N.I. (GBR)	Bahamas	22 Apr
37.62	TRINIDAD AND TOBAGO (TTO)	Berlin (Olympiastadion)	22 Aug 09	38.47	SOUTH AFRICA (RSA)	Germiston	22 Mar
37.64	CANADA (CAN)	Rio de Janeiro (Estádio Olímpico)	19 Aug 16	38.59	JAMAICA (JAM)	Kingston (NS), JAM	25 Feb
37.73	GREAT BRITAIN & N.I. (GBR)	Sevilla (La Cartuja)	29 Aug 99	38.71	NETHERLANDS (NED)	Bahamas	22 Apr
37.79	FRANCE (FRA)	Split (Poljud Stadion)	1 Sep 90	38.97	PR OF CHINA (CHN)	Bahamas	22 Apr
37.82	PR OF CHINA (CHN)	Rio de Janeiro (Estádio Olímpico)	18 Aug 16	39.09	AUSTRALIA (AUS)	Bahamas	22 Apr
37.90	BRAZIL (BRA)	Sydney (Olympic Stadium)	30 Sep 00	39.10	FRANCE (FRA)	Bahamas	22 Apr
37.94	NIGERIA (NGR)	Athina (Olympic Stadium)	9 Aug 97	39.11	GERMANY (GER)	Bahamas	22 Apr

## RESULTS



## 4 x 100 Metres Relay Men - Round 1

First 2 in each heat (Q) and the next 2 fastest (q) advance to the Final  
The next 8 fastest advance to the Final B

## BRASIL LANE 3 DISQUALIFIED

RECORDS	RESULT	TEAM	COUNTRY	VENUE	DATE
World Record <b>WR</b>	36.84	Jamaica	JAM	London (Olympic Stadium)	11 Aug 2012
Championship Record <b>CR</b>	37.38	United States	USA	Nassau (T. Robinson Stadium)	2 May 2015
World Leading <b>WL</b>	38.15	Canada	CAN	Gainesville, FL	1 Apr 2017
Area Record <b>AR</b>		National Record <b>NR</b>		Season Best <b>SB</b>	

Heat 1

3

22 April 2017 19:57 START TIME

26° C TEMPERATURE 64 % HUMIDITY

PLACE	TEAM	BIB	LANE	REACTION	RESULT	Q	SB	Fn
1	<b>NETHERLANDS</b> Giovanni CODRINGTON Churandy MARTINA Solomon BOCKARIE Hensley PAULINA	NED	5		38.71	Q	SB	
2	<b>PR OF CHINA</b> Youxue MO Zhenye XIE Bingtian SU Peimeng ZHANG	CHN	8	0.258	38.97	Q	SB	
3	<b>AUSTRALIA</b> Trae WILLIAMS Tom GAMBLE Alexander HARTMANN Nicholas ANDREWS	AUS	6		39.09	q	SB	
4	<b>BAHAMAS</b> Warren FRASER Shavez HART Cliff RESIAS Adrian GRIFFITH	BAH	7	0.232	39.36		SB	
5	<b>TRINIDAD AND TOBAGO</b> Keston BLEDMAN Kyle GREAX Emmanuel CALLENDER Dan-Neil TELESFORD	TTO	3	0.237	39.44		SB	
	<b>ANTIGUA &amp; BARBUDA</b> Chavaughn WALSH Daniel BAILEY Jared JARVIS Tahir WALSH	ANT	2		DNF			
	<b>JAMAICA</b> Everton CLARKE Kemar BAILEY-COLE Jevaughn MINZIE Yohan BLAKE	JAM	4	0.247	DNF			

INTERMEDIATE TIMES	300m	NETHERLANDS	28.47
--------------------	------	-------------	-------

RESULTS  
4 x 100 Metres Relay Men - Round 1

Heat 2

3

22 April 2017

20:08 START TIME

26° C  
TEMPERATURE64 %  
HUMIDITY

PLACE	TEAM	BIB	LANE	REACTION	RESULT	Fn
1	<b>CANADA</b> Akeem HAYNES Aaron BROWN Brendon RODNEY Andre DE GRASSE	CAN	5		<b>38.21</b>	Q
2	<b>UNITED STATES</b> Marvin BRACY Mike RODGERS Ronnie BAKER Justin GATLIN	USA	3		<b>38.22</b>	Q
3	<b>FRANCE</b> Marvin RENÉ Stuart DUTAMBY Mickaël-Méba ZÉZÉ Jimmy VICAUT	FRA	2	0.230	<b>39.10</b>	q <span>SB</span>
4	<b>GERMANY</b> Julian REUS Robin EREWA Alexander KOSENKOW Sven KNIPPHALS	GER	4	0.212	<b>39.11</b>	<span>SB</span>
5	<b>MEXICO</b> Héctor RUIZ Iván MORENO Juan Carlos ALANIS César RAMÍREZ	MEX	7		<b>39.71</b>	<span>SB</span>
6	<b>POLAND</b> Dominik KOPEC Przemyslaw SLOWIKOWSKI Artur ZACZEK Grzegorz ZIMNIEWICZ	POL	6		<b>39.84</b>	<span>SB</span>
	<b>ITALY</b> Fabio CERUTTI Eseosa DESALU Federico CATTANEO Filippo TORTU	ITA	8	0.225	<b>DQ</b>	170.7

NOTE IAAF Rule 170.7 - Passing the baton outside the takeover zone

INTERMEDIATE TIMES 300m UNITED STATES 28.12



RESULTS  
4 x 100 Metres Relay Men - Round 1

Heat 3 3

22 April 2017 20:18 START TIME 26° C TEMPERATURE 64 % HUMIDITY

PLACE	TEAM	BIB	LANE	REACTION	RESULT	Q	SB	Fn
1	<b>GREAT BRITAIN &amp; N.I.</b> Chijindu UJAH Zharnel HUGHES Adam GEMILI Daniel TALBOT	GBR	5	0.238	<b>38.32</b>	Q	SB	
2	<b>BARBADOS</b> Mario BURKE Ramon GITTENS Nicholas DESHONG Burkheart ELLIS JR	BAR	8	0.202	<b>39.26</b>	Q	SB	
3	<b>JAPAN</b> Takumi MASUDA Yuma SAITO Jun YAMASHITA Kenta OSHIMA	JPN	6	0.242	<b>39.52</b>			
4	<b>DOMINICAN REPUBLIC</b> Christopher VALDEZ Yohandris ANDÚJAR Mayovanex DE OLEO Juan Aroldi SANTOS	DOM	4	0.293	<b>39.56</b>		SB	
5	<b>CUBA</b> Harlyn PÉREZ Yordan L. O'FARRILL Yoan MEDINA Reynier MENA	CUB	2	0.231	<b>39.67</b>		SB	
6	<b>SAINT KITTS AND NEVIS</b> Hakeem HUGGINS Lestrod ROLAND Allistar CLARKE Brijesh LAWRENCE	SKN	7		<b>39.81</b>		SB	
	<b>BRAZIL</b> Antônio Cesar RODRIGUES Bruno DE BARROS Derick SILVA Vitor Hugo DOS SANTOS	BRA	3		<b>DQ</b>			163.3(a)

NOTE IAAF Rule 163.3(a) - Lane infringement

INTERMEDIATE TIMES 300m GREAT BRITAIN &amp; N.I. 28.25

## ALL-TIME OUTDOOR TOP LIST

RESULT	TEAM	VENUE	DATE
36.84	JAMAICA (JAM)	London (Olympic Stadium)	11 Aug 12
37.38	UNITED STATES (USA)	Nassau (T. Robinson Stadium)	2 May 15
37.60	JAPAN (JPN)	Rio de Janeiro (Estádio Olímpico)	19 Aug 16
37.62	TRINIDAD AND TOBAGO (TTO)	Berlin (Olympiastadion)	22 Aug 09
37.64	CANADA (CAN)	Rio de Janeiro (Estádio Olímpico)	19 Aug 16
37.73	GREAT BRITAIN & N.I. (GBR)	Sevilla (La Cartuja)	29 Aug 99
37.79	FRANCE (FRA)	Split (Poljud Stadion)	1 Sep 90
37.82	PR OF CHINA (CHN)	Rio de Janeiro (Estádio Olímpico)	18 Aug 16
37.90	BRAZIL (BRA)	Sydney (Olympic Stadium)	30 Sep 00
37.94	NIGERIA (NGR)	Athina (Olympic Stadium)	9 Aug 97

## SEASON OUTDOOR TOP LIST

RESULT	TEAM	VENUE	2017
38.15	CANADA (CAN)	Gainesville, FL	1 Apr
38.17	UNITED STATES (USA)	Austin (Myers Stadium), TX	1 Apr
38.32	GREAT BRITAIN & N.I. (GBR)	Bahamas	22 Apr
38.47	SOUTH AFRICA (RSA)	Germiston	22 Mar
38.59	JAMAICA (JAM)	Kingston (NS), JAM	25 Feb
38.71	NETHERLANDS (NED)	Bahamas	22 Apr
38.97	PR OF CHINA (CHN)	Bahamas	22 Apr
39.09	AUSTRALIA (AUS)	Bahamas	22 Apr
39.10	FRANCE (FRA)	Bahamas	22 Apr
39.11	GERMANY (GER)	Bahamas	22 Apr

Timing by SEIKO

AT-4X1-M-h----.RS6..v2 Issued at 20:28 on Saturday, 22 April 2017

3 3

Title Partner

BTC  
Everyday.

Official Partners

asics

SEIKO

TDK

# SUMMARY



## 4 x 400 Metres Relay Men - Round 1

First 2 in each heat (Q) and the next 2 fastest (q) advance to the Final  
The next 8 fastest advance to the Final B

RECORDS	RESULT	TEAM	COUNTRY	VENUE	DATE
World Record <b>WR</b>	2:54.29	United States	USA	Stuttgart (Gottlieb-Daimler Stadion)	22 Aug 1993
Championship Record <b>CR</b>	2:57.25	United States	USA	Nassau (T. Robinson Stadium)	25 May 2014
World Leading <b>WL</b>	3:00.92	Empire Athletics	UND	Gainesville, FL	1 Apr 2017
Area Record <b>AR</b>		National Record <b>NR</b>		Season Best <b>SB</b>	

22 April 2017

RANK	PLACE	HEAT	LANE	BIB	TEAM	REACTION	RESULT		
1	1	2	6	TTO	TRINIDAD AND TOBAGO		3:02.51	Q	<b>SB</b>
2	2	2	7	USA	UNITED STATES	0.268	3:02.62	Q	
3	1	3	8	BOT	BOTSWANA	0.351	3:03.09	Q	<b>SB</b>
4	2	3	7	JAM	JAMAICA	0.261	3:03.52	Q	<b>SB</b>
5	1	1	3	FRA	FRANCE		3:04.74	Q	<b>SB</b>
6	3	2	8	CUB	CUBA	0.269	3:04.97	q	<b>SB</b>
7	3	3	3	BRA	BRAZIL		3:05.05	q	<b>SB</b>
8	2	1	4	GBR	GREAT BRITAIN & N.I.		3:05.19	Q	<b>SB</b>
9	3	1	7	BAH	BAHAMAS	0.240	3:05.37		<b>SB</b>
10	4	1	8	BEL	BELGIUM	0.252	3:05.45		<b>SB</b>
11	4	3	6	KEN	KENYA		3:05.93		<b>SB</b>
12	5	3	5	CZE	CZECH REPUBLIC	0.301	3:07.58		<b>SB</b>
13	5	1	5	GER	GERMANY		3:07.80		<b>SB</b>
14	6	1	6	CAN	CANADA	0.243	3:08.05		
15	4	2	3	POL	POLAND		3:08.42		
		2	5	JPN	JAPAN	0.223	DNF		
		2	4	DOM	DOMINICAN REPUBLIC	0.262	DQ	170.6(c)	
		3	4	VEN	VENEZUELA		DNS		

**NOTE** IAAF Rule 170.6(c) - Fault at recovering a dropped baton

ALL-TIME OUTDOOR TOP LIST				SEASON OUTDOOR TOP LIST			
RESULT	TEAM	VENUE	DATE	RESULT	TEAM	VENUE	2017
2:54.29	UNITED STATES (USA)	Stuttgart (Gottlieb-Daimler Stadion)	22 Aug 93	3:01.74	UNITED STATES (USA)	Austin (Myers Stadium), TX	1 Apr
2:56.60	GREAT BRITAIN & N.I. (GBR)	Atlanta (Olympic Stadium), GA	3 Aug 96	3:02.51	TRINIDAD AND TOBAGO (TTO)	Nassau	22 Apr
2:56.72	BAHAMAS (BAH)	London (Olympic Stadium)	10 Aug 12	3:03.09	BOTSWANA (BOT)	Nassau	22 Apr
2:56.75	JAMAICA (JAM)	Athina (Olympic Stadium)	10 Aug 97	3:03.52	JAMAICA (JAM)	Nassau	22 Apr
2:58.00	POLAND (POL)	Uniondale (Mitchel AC), NY	22 Jul 98	3:03.53	SOUTH AFRICA (RSA)	Germiston	22 Mar
2:58.20	TRINIDAD AND TOBAGO (TTO)	Beijing (National Stadium)	30 Aug 15	3:04.20	CANADA (CAN)	Gainesville, FL	1 Apr
2:58.52	BELGIUM (BEL)	Rio de Janeiro (Estádio Olímpico)	20 Aug 16	3:04.74	FRANCE (FRA)	Nassau	22 Apr
2:58.56	BRAZIL (BRA)	Winnipeg	30 Jul 99	3:04.97	CUBA (CUB)	Nassau	22 Apr
2:58.68	NIGERIA (NGR)	Sydney (Olympic Stadium)	30 Sep 00	3:05.05	BRAZIL (BRA)	Nassau	22 Apr
2:58.96	FRANCE (FRA)	Paris Saint-Denis (Stade de France)	31 Aug 03	3:05.19	GREAT BRITAIN & N.I. (GBR)	Nassau	22 Apr

# RESULTS



## 4 x 400 Metres Relay Men - Round 1

First 2 in each heat (Q) and the next 2 fastest (q) advance to the Final  
The next 8 fastest advance to the Final B

RECORDS	RESULT TEAM	COUNTRY	VENUE	DATE
World Record <b>WR</b>	2:54.29 United States	USA	Stuttgart (Gottlieb-Daimler Stadion)	22 Aug 1993
Championship Record <b>CR</b>	2:57.25 United States	USA	Nassau (T. Robinson Stadium)	25 May 2014
World Leading <b>WL</b>	3:00.92 Empire Athletics	UND	Gainesville, FL	1 Apr 2017
Area Record <b>AR</b>	National Record <b>NR</b>		Season Best <b>SB</b>	

**Heat 1**

**3**

22 April 2017 21:12 START TIME

26° C TEMPERATURE 64 % HUMIDITY

PLACE	TEAM	BIB	LANE	REACTION	RESULT	Q	SB	Fn
1	<b>FRANCE</b> Mamadou KASSE HANN Teddy ATINE - VENEL Mamoudou Eliman HANNE Thomas JORDIER	FRA	3		<b>3:04.74</b> 46.16 (3) 45.41 (1) 46.38 (3) 46.79 (3)	Q	<b>SB</b>	
2	<b>GREAT BRITAIN &amp; N.I.</b> Matthew HUDSON-SMITH Delanno WILLIAMS Jarryd DUNN Theo CAMPBELL	GBR	4		<b>3:05.19</b> 45.96 (1) 45.48 (2) 46.17 (2) 47.58 (5)	Q	<b>SB</b>	
3	<b>BAHAMAS</b> Michael MATHIEU Demetrius PINDER Andretti BAIN Steven GARDINER	BAH	7	0.240	<b>3:05.37</b> 46.06 (2) 46.44 (5) 47.28 (6) 45.59 (1)		<b>SB</b>	
4	<b>BELGIUM</b> Dylan BORLÉE Julien WATRIN Michaël ROSSAERT Kévin BORLÉE	BEL	8	0.252	<b>3:05.45</b> 46.47 (4) 45.84 (4) 47.17 (5) 45.97 (2)		<b>SB</b>	
5	<b>GERMANY</b> Alexander GLADITZ Alexander JURETZKO Johannes TREFZ Thomas SCHNEIDER	GER	5		<b>3:07.80</b> 47.50 (6) 47.06 (6) 46.01 (1) 47.23 (4)		<b>SB</b>	
6	<b>CANADA</b> Daniel HARPER Graeme THOMPSON Benjamin AYESU-ATTAH Rayshaun FRANKLIN	CAN	6	0.243	<b>3:08.05</b> 47.08 (5) 45.66 (3) 46.42 (4) 48.89 (6)			

INTERMEDIATE TIMES	400m	GREAT BRITAIN & N.I.	45.96
	800m	GREAT BRITAIN & N.I.	1:31.44
	1200m	GREAT BRITAIN & N.I.	2:17.61



**RESULTS**  
**4 x 400 Metres Relay Men - Round 1**

**Heat 2** **3**

22 April 2017 21:25 START TIME 26° C TEMPERATURE 64 % HUMIDITY

PLACE	TEAM	BIB	LANE	REACTION	RESULT	Fn
1	<b>TRINIDAD AND TOBAGO</b> Renny QUOW Jereem RICHARDS Deon LENDORE Lalonde GORDON	TTO	6		<b>3:02.51</b> 45.31 (1) 45.30 (1) 45.60 (2) 46.30 (2)	Q <b>SB</b>
2	<b>UNITED STATES</b> Kyle CLEMONS Najee GLASS Tony MCQUAY David VERBURG	USA	7	0.268	<b>3:02.62</b> 45.44 (2) 45.79 (2) 44.55 (1) 46.84 (3)	Q
3	<b>CUBA</b> Williams COLLAZO Adrián CHACÓN Osmaidel PELLICIER Yoandys LESCAY	CUB	8	0.269	<b>3:04.97</b> 46.12 (3) 46.62 (5) 46.25 (3) 45.98 (1)	q <b>SB</b>
4	<b>POLAND</b> Kacper KOZLOWSKI Lukasz KRAWCZUK Przemyslaw WASCINSKI Rafal OMEJKO	POL	3		<b>3:08.42</b> 46.96 (5) 46.49 (4) 46.55 (4) 48.42 (4)	
	<b>JAPAN</b> Julian Jrummi WALSH Tomoya TAMURA Naoki KOBAYASHI Kosuke HORII	JPN	5	0.223	<b>DNF</b>	
	<b>DOMINICAN REPUBLIC</b> Luis CHARLES Gustavo CUESTA Franklin LUIS Máximo MERCEDES	DOM	4	0.262	<b>DQ</b> 46.84 (4) 46.17 (3) 47.26 (5) 50.66 (5)	170.6(c)

**NOTE** IAAF Rule 170.6(c) - Fault at recovering a dropped baton

INTERMEDIATE TIMES	400m	TRINIDAD AND TOBAGO	45.31
	800m	TRINIDAD AND TOBAGO	1:30.61
	1200m	UNITED STATES	2:15.78



**RESULTS**  
**4 x 400 Metres Relay Men - Round 1**
**Heat 3** **3**

22 April 2017 21:39 START TIME 26° C TEMPERATURE 64 % HUMIDITY

PLACE	TEAM	BIB	LANE	REACTION	RESULT	Q	SB	Fn
1	<b>BOTSWANA</b> Isaac MAKWALA Karabo SIBANDA Onkabetse NKOBLO Baboloki THEBE	BOT	8	0.351	<b>3:03.09</b> 45.92 (1) 44.82 (1) 45.91 (3) 46.44 (2)	Q	SB	
2	<b>JAMAICA</b> Javere BELL Javon FRANCIS Peter MATTHEWS Demish GAYE	JAM	7	0.261	<b>3:03.52</b> 46.10 (2) 45.92 (4) 45.42 (1) 46.08 (1)	Q	SB	
3	<b>BRAZIL</b> Anderson HENRIQUES Alexander RUSSO Lucas CARVALHO Hugo DE SOUSA	BRA	3		<b>3:05.05</b> 47.11 (4) 44.87 (2) 45.53 (2) 47.54 (4)	q	SB	
4	<b>KENYA</b> Collins Omae GICHANA Boniface Ontuga MWERESA Geoffrey KIPROTICH Alphas Leken KISHOYIAN	KEN	6		<b>3:05.93</b> 46.73 (3) 45.50 (3) 46.12 (4) 47.58 (5)		SB	
5	<b>CZECH REPUBLIC</b> Michal DESENSKÝ Patrik ŠORM Jan TESAR Vít MÜLLER	CZE	5	0.301	<b>3:07.58</b> 47.40 (5) 46.03 (5) 47.02 (5) 47.13 (3)		SB	
	<b>VENEZUELA</b>	VEN	4		<b>DNS</b>			

INTERMEDIATE TIMES	400m	800m	1200m
	BOTSWANA	BOTSWANA	BOTSWANA
	45.92	1:30.74	2:16.65

**ALL-TIME OUTDOOR TOP LIST**

RESULT	TEAM	VENUE	DATE
2:54.29	UNITED STATES (USA)	Stuttgart (Gottlieb-Daimler Stadion)	22 Aug 93
2:56.60	GREAT BRITAIN & N.I. (GBR)	Atlanta (Olympic Stadium), GA	3 Aug 96
2:56.72	BAHAMAS (BAH)	London (Olympic Stadium)	10 Aug 12
2:56.75	JAMAICA (JAM)	Athina (Olympic Stadium)	10 Aug 97
2:58.00	POLAND (POL)	Uniondale (Mitchel AC), NY	22 Jul 98
2:58.20	TRINIDAD AND TOBAGO (TTO)	Port of Spain (National Stadium)	30 Aug 15
2:58.52	BELGIUM (BEL)	Rio de Janeiro (Estádio Olímpico)	20 Aug 16
2:58.56	BRAZIL (BRA)	Winnipeg	30 Jul 99
2:58.68	NIGERIA (NGR)	Sydney (Olympic Stadium)	30 Sep 00
2:58.96	FRANCE (FRA)	Paris Saint-Denis (Stade de France)	31 Aug 03

**SEASON OUTDOOR TOP LIST**

RESULT	TEAM	VENUE	2017
3:01.74	UNITED STATES (USA)	Austin (Myers Stadium), TX	1 Apr
3:02.51	TRINIDAD AND TOBAGO (TTO)	Nassau	22 Apr
3:03.09	BOTSWANA (BOT)	Nassau	22 Apr
3:03.52	JAMAICA (JAM)	Nassau	22 Apr
3:03.53	SOUTH AFRICA (RSA)	Germiston	22 Mar
3:04.20	CANADA (CAN)	Gainesville, FL	1 Apr
3:04.74	FRANCE (FRA)	Nassau	22 Apr
3:04.97	CUBA (CUB)	Nassau	22 Apr
3:05.05	BRAZIL (BRA)	Nassau	22 Apr
3:05.19	GREAT BRITAIN & N.I. (GBR)	Nassau	22 Apr

## RESULTS




## 4 x 200 Metres Women - Final

RECORDS	RESULT	TEAM	COUNTRY	VENUE	DATE
World Record <b>WR</b>	1:27.46	United States "Blue"	USA	Philadelphia (Franklin Field), PA	29 Apr 2000
Championship Record <b>CR</b>	1:29.04	Jamaica	JAM	Nassau	22 Apr 2017
World Leading <b>WL</b>	1:28.77	Tumbleweed Track Club	UND	Gainesville, FL	1 Apr 2017
Area Record <b>AR</b>		National Record <b>NR</b>		Season Best <b>SB</b>	

22 April 2017 22:32 START TIME

26° C  
TEMPERATURE64 %  
HUMIDITY


PLACE	TEAM	BIB	LANE	REACTION	RESULT	CR	SB	Fn	POINTS
1	<b>JAMAICA</b> Jura LEVY Shericka JACKSON Sashalee FORBES Elaine THOMPSON	JAM	6	0.585	<b>1:29.04</b>	<b>CR</b>			8
2	<b>GERMANY</b> Lara MATHEIS Tatjana PINTO Rebekka HAASE Gina LÜCKENKEMPER	GER	3	0.257	<b>1:30.68</b>		<b>SB</b>		7
3	<b>UNITED STATES</b> Dezerea BRYANT Tiffany TOWNSEND Felicia BROWN Shalonda SOLOMON	USA	4	0.293	<b>1:30.87</b>				6
4	<b>TRINIDAD AND TOBAGO</b> Kamaria DURANT Semoy HACKETT Reyare THOMAS Kai SELVON	TTO	7	0.370	<b>1:32.63</b>				5
5	<b>NIGERIA</b> Jennifer MADU Patience Okon GEORGE Dominique DUNCAN Ugonna NDU	NGR	5	0.248	<b>1:33.08</b>		<b>SB</b>		4
6	<b>FRANCE</b> Jennifer GALAIS Estelle RAFFAI Fanny PELTIER Estelle PERROSSIER	FRA	1	0.329	<b>1:35.11</b>				3
7	<b>BRITISH VIRGIN ISLANDS</b> Nelda HUGGINS Tahesia HARRIGAN-SCOTT Karene KING Ashley KELLY	IVB	2	0.259	<b>1:35.35</b>				2
8	<b>PR OF CHINA</b> Yujia TAO Xiaojing LIANG Wen TIAN Qiqi YUAN	CHN	8	0.308	<b>1:37.60</b>				1



**RESULTS**  
**4 x 200 Metres Women - Final**

ALL-TIME OUTDOOR TOP LIST				SEASON OUTDOOR TOP LIST			
RESULT	TEAM	VENUE	DATE	RESULT	TEAM	VENUE	2017
1:27.46	UNITED STATES (USA)	Philadelphia (Franklin Field), PA	29 Apr 00	1:28.78	UNITED STATES (USA)	Gainesville, FL	1 Apr
1:28.15	GERMAN DEMOCRATIC REPUBLIC (GDR)	Port Ground	9 Aug 80	1:29.04	JAMAICA (JAM)	Nassau	22 Apr
1:29.04	JAMAICA (JAM)	Nassau	22 Apr 17	1:30.68	GERMANY (GER)	Nassau	22 Apr
1:29.61	GREAT BRITAIN & N.I. (GBR)	Nassau (T. Robinson Stadium)	25 May 14	1:32.62	TRINIDAD AND TOBAGO (TTO)	Nassau	22 Apr
1:30.52	NIGERIA (NGR)	Nassau (T. Robinson Stadium)	2 May 15	1:33.00	CANADA (CAN)	Gainesville, FL	1 Apr
1:30.68	GERMANY (GER)	Nassau	22 Apr 17	1:33.08	NIGERIA (NGR)	Nassau	22 Apr
1:30.74	USSR (URS)	Moskva (Lenin Stadium)	29 Jul 79	1:33.99	PR OF CHINA (CHN)	Nassau	22 Apr
1:31.31	BAHAMAS (BAH)	Nassau (T. Robinson Stadium)	25 May 14	1:34.18	FRANCE (FRA)	Nassau	22 Apr
1:31.49	RUSSIA (RUS)	Portsmouth, GBR	5 Jun 93	1:34.92	BRITISH VIRGIN ISLANDS (IVB)	Nassau	22 Apr
1:31.75	SWITZERLAND (SUI)	Nassau (T. Robinson Stadium)	25 May 14	1:40.65	KENYA (KEN)	Nassau	22 Apr





# RESULT PROGRESSION



## 4 x 200 Metres Women - Final

RECORDS	RESULT	TEAM	COUNTRY	VENUE	DATE
World Record <b>WR</b>	1:27.46	United States "Blue"	USA	Philadelphia (Franklin Field), PA	29 Apr 2000
Championship Record <b>CR</b>	1:29.04	Jamaica	JAM	Bahamas	22 Apr 2017
World Leading <b>WL</b>	1:28.77	Tumbleweed Track Club	UND	Gainesville, FL	1 Apr 2017
Area Record <b>AR</b>		National Record <b>NR</b>		Season Best <b>SB</b>	

22 April 2017

RANK	BIB	TEAM	PHASE	HEAT	LANE	PLACE	RESULT	POINTS
1	JAM	JAMAICA	Final	1	6	1	1:29.04 <b>CR</b>	8
			Round 1	2	4	3	1:31.29 Q <b>SB</b>	
2	GER	GERMANY	Final	1	3	2	1:30.68 <b>SB</b>	7
			Round 1	1	3	2	1:31.16 Q <b>SB</b>	
3	USA	UNITED STATES	Final	1	4	3	1:30.87	6
			Round 1	1	4	1	1:31.06 Q	
4	TTO	TRINIDAD AND TOBAGO	Final	1	7	4	1:32.63	5
			Round 1	1	5	4	1:32.62 Q <b>NR</b>	
5	NGR	NIGERIA	Final	1	5	5	1:33.08 <b>SB</b>	4
			Round 1	2	3	5	1:33.78 Q <b>SB</b>	
6	FRA	FRANCE	Final	1	1	6	1:35.11	3
			Round 1	1	7	7	1:34.18 q <b>SB</b>	
7	IVB	BRITISH VIRGIN ISLANDS	Final	1	2	7	1:35.35	2
			Round 1	2	5	8	1:34.92 q <b>NR</b>	
8	CHN	PR OF CHINA	Final	1	8	8	1:37.60	1
			Round 1	2	6	6	1:33.99 Q <b>AR</b>	

ALL-TIME OUTDOOR TOP LIST				SEASON OUTDOOR TOP LIST			
RESULT	TEAM	VENUE	DATE	RESULT	TEAM	VENUE	2017
1:27.46	UNITED STATES (USA)	Philadelphia (Franklin Field), PA	29 Apr 00	1:28.78	UNITED STATES (USA)	Gainesville, FL	1 Apr
1:28.15	GERMAN DEMOCRATIC REPUBLIC (GDR)	Port Ground	9 Aug 80	1:29.04	JAMAICA (JAM)	Bahamas	22 Apr
1:29.04	JAMAICA (JAM)	Bahamas	22 Apr 17	1:30.68	GERMANY (GER)	Bahamas	22 Apr
1:29.61	GREAT BRITAIN & N.I. (GBR)	Nassau (T. Robinson Stadium)	25 May 14	1:32.62	TRINIDAD AND TOBAGO (TTO)	Bahamas	22 Apr
1:30.52	NIGERIA (NGR)	Nassau (T. Robinson Stadium)	2 May 15	1:33.00	CANADA (CAN)	Gainesville, FL	1 Apr
1:30.68	GERMANY (GER)	Bahamas	22 Apr 17	1:33.08	NIGERIA (NGR)	Bahamas	22 Apr
1:30.74	USSR (URS)	Moskva (Lenin Stadium)	29 Jul 79	1:33.99	PR OF CHINA (CHN)	Bahamas	22 Apr
1:31.31	BAHAMAS (BAH)	Nassau (T. Robinson Stadium)	25 May 14	1:34.18	FRANCE (FRA)	Bahamas	22 Apr
1:31.49	RUSSIA (RUS)	Portsmouth, GBR	5 Jun 93	1:34.92	BRITISH VIRGIN ISLANDS (IVB)	Bahamas	22 Apr
1:31.75	SWITZERLAND (SUI)	Nassau (T. Robinson Stadium)	25 May 14	1:40.65	KENYA (KEN)	Bahamas	22 Apr



# SUMMARY



## 4 x 200 Metres Women - Round 1


First 3 in each heat (Q) and the next 2 fastest (q) advance to the Final

RECORDS	RESULT	TEAM	COUNTRY	VENUE	DATE
World Record <b>WR</b>	<b>1:27.46</b>	United States "Blue"	USA	Philadelphia (Franklin Field), PA	29 Apr 2000
Championship Record <b>CR</b>	<b>1:29.45</b>	United States	USA	Nassau (T. Robinson Stadium)	25 May 2014
World Leading <b>WL</b>	<b>1:28.77</b>	Tumbleweed Track Club	UND	Gainesville, FL	1 Apr 2017
Area Record <b>AR</b>		National Record <b>NR</b>		Season Best <b>SB</b>	

22 April 2017

RANK	PLACE	HEAT	LANE	BIB	TEAM	REACTION	RESULT	
1	1	1	4	USA	UNITED STATES	0.250	<b>1:31.06</b>	Q
2	2	1	3	GER	GERMANY	0.214	<b>1:31.16</b>	Q <b>SB</b>
3	1	2	4	JAM	JAMAICA	0.310	<b>1:31.29</b>	Q <b>SB</b>
4	3	1	5	TTO	TRINIDAD AND TOBAGO	0.268	<b>1:32.62</b>	Q <b>NR</b>
5	2	2	3	NGR	NIGERIA	0.270	<b>1:33.78</b>	Q <b>SB</b>
6	3	2	6	CHN	PR OF CHINA		<b>1:33.99</b>	Q <b>AR</b>
7	4	1	7	FRA	FRANCE	0.600	<b>1:34.18</b>	q <b>SB</b>
8	4	2	5	IVB	BRITISH VIRGIN ISLANDS		<b>1:34.92</b>	q <b>NR</b>
9	5	1	6	KEN	KENYA		<b>1:40.65</b>	<b>NR</b>

ALL-TIME OUTDOOR TOP LIST					SEASON OUTDOOR TOP LIST				
RESULT	TEAM	VENUE	DATE		RESULT	TEAM	VENUE	2017	
1:27.46	UNITED STATES (USA)	Philadelphia (Franklin Field), PA	29 Apr 00		1:28.78	UNITED STATES (USA)	Gainesville, FL	1 Apr	
1:28.15	GERMAN DEMOCRATIC REPUBLIC (GDR)	Port Ground	9 Aug 80		1:31.16	GERMANY (GER)	Nassau	22 Apr	
1:29.61	GREAT BRITAIN & N.I. (GBR)	Nassau (T. Robinson Stadium)	25 May 14		1:31.29	JAMAICA (JAM)	Nassau	22 Apr	
1:30.04	JAMAICA (JAM)	Nassau (T. Robinson Stadium)	25 May 14		1:32.62	TRINIDAD AND TOBAGO (TTO)	Nassau	22 Apr	
1:30.52	NIGERIA (NGR)	Nassau (T. Robinson Stadium)	2 May 15		1:33.00	CANADA (CAN)	Gainesville, FL	1 Apr	
1:30.74	USSR (URS)	Moskva (Lenin Stadium)	29 Jul 79		1:33.78	NIGERIA (NGR)	Nassau	22 Apr	
1:31.16	GERMANY (GER)	Nassau	22 Apr 17		1:33.99	PR OF CHINA (CHN)	Nassau	22 Apr	
1:31.31	BAHAMAS (BAH)	Nassau (T. Robinson Stadium)	25 May 14		1:34.18	FRANCE (FRA)	Nassau	22 Apr	
1:31.49	RUSSIA (RUS)	Portsmouth, GBR	5 Jun 93		1:34.92	BRITISH VIRGIN ISLANDS (IVB)	Nassau	22 Apr	
1:31.75	SWITZERLAND (SUI)	Nassau (T. Robinson Stadium)	25 May 14		1:40.65	KENYA (KEN)	Nassau	22 Apr	



# RESULTS



## 4 x 200 Metres Women - Round 1

First 3 in each heat (Q) and the next 2 fastest (q) advance to the Final

RECORDS	RESULT	TEAM	COUNTRY	VENUE	DATE
World Record <b>WR</b>	1:27.46	United States "Blue"	USA	Philadelphia (Franklin Field), PA	29 Apr 2000
Championship Record <b>CR</b>	1:29.45	United States	USA	Nassau (T. Robinson Stadium)	25 May 2014
World Leading <b>WL</b>	1:28.77	Tumbleweed Track Club	UND	Gainesville, FL	1 Apr 2017
Area Record <b>AR</b>		National Record <b>NR</b>		Season Best <b>SB</b>	

Heat 1

2

22 April 2017 19:34 START TIME

26° C TEMPERATURE 64 % HUMIDITY

PLACE	TEAM	BIB	LANE	REACTION	RESULT	FR
1	<b>UNITED STATES</b> Dezerea BRYANT Tiffany TOWNSEND Felicia BROWN Phyllis FRANCIS	USA	4	0.250	<b>1:31.06</b>	Q
2	<b>GERMANY</b> Lara MATHEIS Alexandra BURGHARDT Rebekka HAASE Lisa MAYER	GER	3	0.214	<b>1:31.16</b>	Q <b>SB</b>
3	<b>TRINIDAD AND TOBAGO</b> Kamaria DURANT Semoy HACKETT Reyare THOMAS Michelle-Lee AHYE	TTO	5	0.268	<b>1:32.62</b>	Q <b>NR</b>
4	<b>FRANCE</b> Jennifer GALAIS Estelle RAFFAI Fanny PELTIER Estelle PERROSSIER	FRA	7	0.600	<b>1:34.18</b>	q <b>SB</b>
5	<b>KENYA</b> Maximila IMALI Mary CHEPKOECH Peris Wairimu CHEGE Damaris AKOTH	KEN	6		<b>1:40.65</b>	<b>NR</b>



**RESULTS**  
**4 x 200 Metres Women - Round 1**

**Heat 2** **2**

22 April 2017 19:44 START TIME 26° C TEMPERATURE 64 % HUMIDITY

PLACE	TEAM	BIB	LANE	REACTION	RESULT	Q	SB	AR	NR	Fn
1	<b>JAMAICA</b> Elaine THOMPSON Shericka JACKSON Jura LEVY Anastasia LE-ROY	JAM	4	0.310	<b>1:31.29</b>	Q	SB			
2	<b>NIGERIA</b> Jennifer MADU Patience Okon GEORGE Dominique DUNCAN Ugonna NDU	NGR	3	0.270	<b>1:33.78</b>	Q	SB			
3	<b>PR OF CHINA</b> Yujia TAO Yanbing ZHOU Wen TIAN Yongli WEI	CHN	6		<b>1:33.99</b>	Q		AR		
4	<b>BRITISH VIRGIN ISLANDS</b> Nelda HUGGINS Tahesia HARRIGAN-SCOTT Karene KING Ashley KELLY	IVB	5		<b>1:34.92</b>	q			NR	

**ALL-TIME OUTDOOR TOP LIST**

RESULT	TEAM	VENUE	DATE
1:27.46	UNITED STATES (USA)	Philadelphia (Franklin Field), PA	29 Apr 00
1:28.15	GERMAN DEMOCRATIC REPUBLIC (GDR)	Port Ground	9 Aug 80
1:29.61	GREAT BRITAIN & N.I. (GBR)	Nassau (T. Robinson Stadium)	25 May 14
1:30.04	JAMAICA (JAM)	Nassau (T. Robinson Stadium)	25 May 14
1:30.52	NIGERIA (NGR)	Nassau (T. Robinson Stadium)	2 May 15
1:30.74	USSR (URS)	Moskva (Lenin Stadium)	29 Jul 79
1:31.16	GERMANY (GER)	Nassau	22 Apr 17
1:31.31	BAHAMAS (BAH)	Nassau (T. Robinson Stadium)	25 May 14
1:31.49	RUSSIA (RUS)	Portsmouth, GBR	5 Jun 93
1:31.75	SWITZERLAND (SUI)	Nassau (T. Robinson Stadium)	25 May 14

**SEASON OUTDOOR TOP LIST**

RESULT	TEAM	VENUE	2017
1:28.78	UNITED STATES (USA)	Gainesville, FL	1 Apr
1:31.16	GERMANY (GER)	Nassau	22 Apr
1:31.29	JAMAICA (JAM)	Nassau	22 Apr
1:32.62	TRINIDAD AND TOBAGO (TTO)	Nassau	22 Apr
1:32.00	CANADA (CAN)	Gainesville, FL	1 Apr
1:33.78	NIGERIA (NGR)	Nassau	22 Apr
1:33.99	PR OF CHINA (CHN)	Nassau	22 Apr
1:34.18	FRANCE (FRA)	Nassau	22 Apr
1:34.92	BRITISH VIRGIN ISLANDS (IVB)	Nassau	22 Apr
1:40.65	KENYA (KEN)	Nassau	22 Apr



## SUMMARY



## 4 x 400 Metres Relay Women - Round 1

First 2 in each heat (Q) and the next 2 fastest (q) advance to the Final  
The next 8 fastest advance to the Final B

GERMANY DISQUALIFIED BY THE REFEREE

RECORDS	RESULT	TEAM	COUNTRY	VENUE	DATE
World Record <b>WR</b>	3:15.17	USSR	URS	Seoul (Olympic Stadium)	1 Oct 1988
Championship Record <b>CR</b>	3:19.39	United States	USA	Nassau (T. Robinson Stadium)	3 May 2015
World Leading <b>WL</b>	3:26.07	University of Oregon	USA	Gainesville, FL	1 Apr 2017
Area Record <b>AR</b>		National Record <b>NR</b>		Season Best <b>SB</b>	

22 April 2017

RANK	PLACE	HEAT	LANE	BIB	TEAM	REACTION	RESULT	
1	1	1	6	USA	UNITED STATES		3:29.27	Q
2	1	3	5	POL	POLAND		3:29.42	Q <b>SB</b>
3	2	3	6	JAM	JAMAICA		3:29.93	Q <b>SB</b>
4	2	1	5	AUS	AUSTRALIA	0.219	3:30.31	Q <b>SB</b>
5	3	3	3	BOT	BOTSWANA	0.691	3:31.61	q <b>SB</b>
6	1	2	5	NGR	NIGERIA	0.243	3:31.97	Q <b>SB</b>
7	2	2	3	GBR	GREAT BRITAIN & N.I.		3:33.00	Q
8	3	1	7	FRA	FRANCE		3:33.41	q <b>SB</b>
9	3	2	8	CAN	CANADA	0.269	3:33.54	<b>SB</b>
10	4	2	7	BAH	BAHAMAS	0.255	3:34.40	<b>SB</b>
11	4	1	4	BRA	BRAZIL	0.288	3:34.72	<b>SB</b>
12	5	2	4	COL	COLOMBIA	0.379	3:40.19	<b>SB</b>
13	4	3	7	KEN	KENYA	0.713	3:41.11	<b>SB</b>
14	6	2	6	VEN	VENEZUELA		3:46.80	<b>SB</b>
		3	4	GER	GERMANY		DQ	170.11
		1	3	TTO	TRINIDAD AND TOBAGO		DQ	170.20

**NOTE** IAAF Rule 170.20 - Exchanging positions before takeover  
IAAF Rule 170.11 - Late confirmation / changing team composition and/or running order

ALL-TIME OUTDOOR TOP LIST				SEASON OUTDOOR TOP LIST			
RESULT	TEAM	VENUE	DATE	RESULT	TEAM	VENUE	2017
3:15.17	USSR (URS)	Seoul (Olympic Stadium)	1 Oct 88	3:26.07	UNITED STATES (USA)	Gainesville, FL	1 Apr
3:15.51	UNITED STATES (USA)	Seoul (Olympic Stadium)	1 Oct 88	3:29.42	POLAND (POL)	Bahamas	22 Apr
3:15.92	GERMAN DEMOCRATIC REPUBLIC (GDR)	off Stadium	3 Jun 84	3:29.93	JAMAICA (JAM)	Bahamas	22 Apr
3:18.38	RUSSIA (RUS)	Stuttgart (Gottlieb-Daimler Stadion)	22 Aug 93	3:30.31	AUSTRALIA (AUS)	Bahamas	22 Apr
3:18.71	JAMAICA (JAM)	Daegu (DS)	3 Sep 11	3:31.61	BOTSWANA (BOT)	Bahamas	22 Apr
3:20.04	GREAT BRITAIN & N.I. (GBR)	Osaka (Nagai Stadium)	2 Sep 07	3:31.97	NIGERIA (NGR)	Bahamas	22 Apr
3:20.20	EUROPE UNIFIED TEAMS (EUN)	ona (Estadio Olímpico)	8 Aug 92	3:33.00	GREAT BRITAIN & N.I. (GBR)	Bahamas	22 Apr
3:20.32	CZECHOSLOVAKIA (TCH)	Helsinki (Olympic Stadium)	14 Aug 83	3:33.41	FRANCE (FRA)	Bahamas	22 Apr
3:20.92	GERMANY (GER)	Athina (Olympic Stadium)	10 Aug 97	3:33.54	CANADA (CAN)	Bahamas	22 Apr
3:21.04	NIGERIA (NGR)	Atlanta (Olympic Stadium), GA	3 Aug 96	3:34.40	BAHAMAS (BAH)	Bahamas	22 Apr

## RESULTS



## 4 x 400 Metres Relay Women - Round 1

First 2 in each heat (Q) and the next 2 fastest (q) advance to the Final  
The next 8 fastest advance to the Final B

GERMANY DISQUALIFIED BY THE REFEREE

RECORDS	RESULT TEAM	COUNTRY	VENUE	DATE
World Record <b>WR</b>	3:15.17 USSR	URS	Seoul (Olympic Stadium)	1 Oct 1988
Championship Record <b>CR</b>	3:19.39 United States	USA	Nassau (T. Robinson Stadium)	3 May 2015
World Leading <b>WL</b>	3:26.07 University of Oregon	USA	Gainesville, FL	1 Apr 2017
Area Record <b>AR</b>	National Record <b>NR</b>	Season Best <b>SB</b>		

Heat 1

3

22 April 2017 20:30 START TIME

26° C TEMPERATURE 64 % HUMIDITY

PLACE	TEAM	BIB	LANE	REACTION	RESULT	Fn
1	<b>UNITED STATES</b> Joanna ATKINS Ashley SPENCER Quanera HAYES Natasha HASTINGS	USA	6		<b>3:29.27</b> 52.70 (2) 51.53 (1) 50.73 (1) 54.31 (4)	Q
2	<b>AUSTRALIA</b> Morgan MITCHELL Anneliese RUBIE Ella NELSON Olivia TAURO	AUS	5	0.219	<b>3:30.31</b> 52.25 (1) 52.38 (3) 52.72 (2) 52.96 (2)	Q <b>SB</b>
3	<b>FRANCE</b> Déborah SANANES Brigitte NTIAMOAH Agnès RAHAROLAHY Floria GUEI	FRA	7		<b>3:33.41</b> 54.16 (4) 53.97 (4) 53.09 (3) 52.19 (1)	q <b>SB</b>
4	<b>BRAZIL</b> Cristiane SILVA Jessica DA SILVA Natália DA SILVA Jailma DE LIMA	BRA	4	0.288	<b>3:34.72</b> 54.53 (5) 52.16 (2) 53.54 (4) 54.49 (5)	<b>SB</b>
	<b>TRINIDAD AND TOBAGO</b> Kai SELVON Janeil BELLILLE Chelsea CHARLES Domonique WILLIAMS	TT0	3		<b>DQ</b> 53.10 (3) 54.96 (5) 53.92 (5) 54.14 (3)	170.20

**NOTE** IAAF Rule 170.20 - Exchanging positions before takeover

INTERMEDIATE TIMES	400m	800m	1200m
AUSTRALIA	52.25		
UNITED STATES		1:44.23	
UNITED STATES			2:34.96

RESULTS  
4 x 400 Metres Relay Women - Round 1Heat 2 **3**

22 April 2017 20:44 START TIME

26° C  
TEMPERATURE 64 %  
HUMIDITY

PLACE	TEAM	BIB	LANE	REACTION	RESULT	Q	SB	Fn
1	<b>NIGERIA</b>	NGR	5	0.243	<b>3:31.97</b>	Q	SB	
	Patience Okon GEORGE				52.14 (2)			
	Ugonna NDU				53.55 (4)	1:45.69 (4)		
	Jennifer Adaeze EDOBI				53.25 (2)	2:38.94 (3)		
	Margaret BAMGBOSE				53.03 (1)			
2	<b>GREAT BRITAIN &amp; N.I.</b>	GBR	3		<b>3:33.00</b>	Q		
	Eilidh DOYLE				52.49 (3)			
	Emily DIAMOND				52.31 (1)	1:44.80 (2)		
	Anyika ONUORA				53.22 (1)	2:38.02 (2)		
	Kelly MASSEY				54.98 (3)			
3	<b>CANADA</b>	CAN	8	0.269	<b>3:33.54</b>		SB	
	Carline MUIR				52.50 (4)			
	Alicia BROWN				52.96 (2)	1:45.46 (3)		
	Noelle MONTCALM				53.83 (3)	2:39.29 (4)		
	Kelsey BALKWILL				54.25 (2)			
4	<b>BAHAMAS</b>	BAH	7	0.255	<b>3:34.40</b>		SB	
	Shaunae MILLER-UIBO				50.25 (1)			
	Anthonique STRACHAN				53.37 (3)	1:43.62 (1)		
	Christine AMERTIL				54.11 (4)	2:37.73 (1)		
	Rashan BROWN				56.67 (5)			
5	<b>COLOMBIA</b>	COL	4	0.379	<b>3:40.19</b>		SB	
	Eliana CHÁVEZ				54.26 (5)			
	Jennifer PADILLA				54.75 (5)	1:49.01 (5)		
	Astrid BALANTA				55.42 (5)	2:44.43 (5)		
	Rosa ESCOBAR				55.76 (4)			
6	<b>VENEZUELA</b>	VEN	6		<b>3:46.80</b>		SB	
	Yenisquel ALFONSO				54.43 (6)			
	María SIMANCAS				55.38 (6)	1:49.81 (6)		
	Bryannill CARDONA				57.44 (6)	2:47.25 (6)		
	Odellani MONGES				59.55 (6)			

INTERMEDIATE TIMES	400m	BAHAMAS	50.25
	800m	BAHAMAS	1:43.62
	1200m	BAHAMAS	2:37.73

RESULTS  
4 x 400 Metres Relay Women - Round 1

Heat 3 3

22 April 2017 20:58 START TIME 26° C TEMPERATURE 64 % HUMIDITY

PLACE	TEAM	BIB	LANE	REACTION	RESULT	Q	SB	Fn
1	<b>POLAND</b>	POL	5		<b>3:29.42</b>	Q	SB	
	Malgorzata HOLUB				51.79 (1)			
	Iga BAUMGART				51.81 (1)	1:43.60 (1)		
	Adrianna JANOWICZ				53.21 (4)	2:36.81 (1)		
	Justyna SWIETY				52.61 (1)			
2	<b>JAMAICA</b>	JAM	6		<b>3:29.93</b>	Q	SB	
	Christine DAY				52.00 (2)			
	Janieve RUSSELL				52.54 (2)	1:44.54 (2)		
	Dawnalee LONEY				52.52 (2)	2:37.06 (2)		
	Anneisha MCLAUGHLIN-WHILBY				52.87 (2)			
3	<b>BOTSWANA</b>	BOT	3	0.691	<b>3:31.61</b>	q	SB	
	Christine BOTLOGETSWE				52.31 (3)			
	Lydia JELE				52.63 (3)	1:44.94 (3)		
	Galefele MOROKO				53.14 (3)	2:38.08 (3)		
	Amantle MONTSHO				53.53 (4)			
4	<b>KENYA</b>	KEN	7	0.713	<b>3:41.11</b>		SB	
	Jacinter SHIKANDA				54.29 (5)			
	Veronica Kamumbe MUTUA				54.79 (4)	1:49.08 (5)		
	Grace Miroyo KIDAKE				56.71 (5)	2:45.79 (5)		
	Maximila IMALI				55.32 (5)			
	<b>GERMANY</b>	GER	4		<b>DQ</b>	170.11		
	Laura MÜLLER				52.93 (4)			
	Lara HOFFMANN				54.85 (5)	1:47.78 (4)		
	Laura GLÄSNER				52.06 (1)	2:39.84 (4)		
	Ruth Sophia SPELMEYER				53.50 (3)			

NOTE IAAF Rule 170.11 - Late confirmation / changing team composition and/or running order

INTERMEDIATE TIMES	400m	POLAND	51.79
	800m	POLAND	1:43.60
	1200m	POLAND	2:36.81

## ALL-TIME OUTDOOR TOP LIST

RESULT	TEAM	VENUE	DATE
3:15.17	USSR (URS)	Seoul (Olympic Stadium)	1 Oct 88
3:15.51	UNITED STATES (USA)	Seoul (Olympic Stadium)	1 Oct 88
3:15.92	GERMAN DEMOCRATIC REPUBLIC (GDR)	off Stadium	3 Jun 84
3:18.38	RUSSIA (RUS)	Stuttgart (Gottlieb-Daimler Stadion)	22 Aug 93
3:18.71	JAMAICA (JAM)	Daegu (DS)	3 Sep 11
3:20.04	GREAT BRITAIN & N.I. (GBR)	Osaka (Nagai Stadium)	2 Sep 07
3:20.20	EUROPE UNIFIED TEAMS (EUN)	ona (Estadio Olímpico)	8 Aug 92
3:20.32	CZECHOSLOVAKIA (TCH)	Helsinki (Olympic Stadium)	14 Aug 83
3:20.92	GERMANY (GER)	Athina (Olympic Stadium)	10 Aug 97
3:21.04	NIGERIA (NGR)	Atlanta (Olympic Stadium), GA	3 Aug 96

## SEASON OUTDOOR TOP LIST

RESULT	TEAM	VENUE	2017
3:26.07	UNITED STATES (USA)	Gainesville, FL	1 Apr
3:29.42	POLAND (POL)	Bahamas	22 Apr
3:29.93	JAMAICA (JAM)	Bahamas	22 Apr
3:30.31	AUSTRALIA (AUS)	Bahamas	22 Apr
3:31.61	BOTSWANA (BOT)	Bahamas	22 Apr
3:31.97	NIGERIA (NGR)	Bahamas	22 Apr
3:33.00	GREAT BRITAIN & N.I. (GBR)	Bahamas	22 Apr
3:33.41	FRANCE (FRA)	Bahamas	22 Apr
3:33.54	CANADA (CAN)	Bahamas	22 Apr
3:34.40	BAHAMAS (BAH)	Bahamas	22 Apr

Timing by SEIKO

AT-4X4-W-h----.RS6..v2 Issued at 21:44 on Saturday, 22 April 2017

3 3

Title Partner

BTC  
Everyday.

Official Partners

asics

SEIKO

TDK

## RESULTS



## 4 x 800 Metres Women - Final

## WORLD LEADING PERFORMANCE

RECORDS	RESULT TEAM	COUNTRY	VENUE	DATE
World Record <b>WR</b>	<b>7:50.17</b> USSR	URS	Moskva (Luzhniki)	5 Aug 1984
Championship Record <b>CR</b>	<b>8:00.62</b> United States	USA	Nassau (T. Robinson Stadium)	3 May 2015
World Leading <b>WL</b>	<b>8:16.36</b> United States	USA	Bahamas	22 Apr 2017
Area Record <b>AR</b>	National Record <b>NR</b>	Season Best <b>SB</b>		

22 April 2017 21:51 START TIME

26° C  
TEMPERATURE64 %  
HUMIDITY

PLACE	TEAM	BIB	LANE	REACTION	RESULT	WL	SB	Fn	POINTS
1	<b>UNITED STATES</b> Chanelle PRICE Chrishuna WILLIAMS Laura ROESLER Charlene LIPSEY	USA	6		<b>8:16.36</b> 2:01.73 (1) 2:03.72 (2) 2:03.05 (1) 2:07.86 (3)	<b>WL</b>			8
2	<b>BELARUS</b> Darya BARYSEVICH Ilona USOVICH Viktoria KUSHNIR Marina ARZAMASOVA	BLR	3		<b>8:20.07</b> 2:02.64 (3) 2:04.37 (3) 2:04.54 (2) 2:08.52 (5)		<b>SB</b>		7
3	<b>AUSTRALIA</b> Lora STOREY Abbey DE LA MOTTE Zoe BUCKMAN Heidi SEE	AUS	5		<b>8:21.08</b> 2:02.07 (2) 2:02.66 (1) 2:08.28 (4) 2:08.07 (4)		<b>SB</b>		6
4	<b>POLAND</b> Anna SABAT Paulina MIKIEWICZ-LAPINSKA Martyna GALANT Angelika CICHOCKA	POL	4		<b>8:24.71</b> 2:06.08 (5) 2:08.68 (4) 2:05.77 (3) 2:04.18 (1)		<b>SB</b>		5
5	<b>KENYA</b> Eglay Nafuna NALYANYA Sylvia Chematui CHESEBE Josphine Chelangat KIPLANGAT Emily Cherotich TUEI	KEN	7		<b>8:31.05</b> 2:04.90 (4) 2:08.96 (5) 2:09.54 (5) 2:07.65 (2)		<b>SB</b>		4

INTERMEDIATE TIMES	400m	UNITED STATES	58.18
	800m	UNITED STATES	2:01.73
	1200m	AUSTRALIA	3:02.56
	1600m	AUSTRALIA	4:04.73
	2000m	AUSTRALIA	5:05.38
	2400m	UNITED STATES	6:08.50
	2800m	UNITED STATES	7:12.04

ALL-TIME OUTDOOR TOP LIST				SEASON OUTDOOR TOP LIST			
RESULT	TEAM	VENUE	DATE	RESULT	TEAM	VENUE	2017
7:50.17	USSR (URS)	Moskva (Luzhniki)	5 Aug 84	8:16.36	UNITED STATES (USA)	Bahamas	22 Apr
7:54.2	GERMAN DEMOCRATIC REPUBLIC (GDR)	nn Stadium	6 Aug 76	8:20.07	BELARUS (BLR)	Bahamas	22 Apr
7:57.08	RUSSIA (RUS)	Portsmouth, GBR	5 Jun 93	8:21.08	AUSTRALIA (AUS)	Bahamas	22 Apr
7:57.21	ROMANIA (ROU)	Portsmouth, GBR	5 Jun 93	8:24.71	POLAND (POL)	Bahamas	22 Apr
8:00.62	UNITED STATES (USA)	Nassau (T. Robinson Stadium)	3 May 15	8:31.05	KENYA (KEN)	Bahamas	22 Apr
8:03.85	BELARUS (BLR)	Portsmouth, GBR	5 Jun 93				
8:04.28	KENYA (KEN)	Nassau (T. Robinson Stadium)	25 May 14				
8:05.24	BULGARIA (BUL)	Sofia (Vasil-Levski Stadium)	30 Aug 75				
8:06.28	UKRAINE (UKR)	Portsmouth, GBR	5 Jun 93				
8:11.36	POLAND (POL)	Nassau (T. Robinson Stadium)	3 May 15				