

SUMMARY



400 Metres Men - Semi-Final

First 2 in each heat (Q) advance to the Final

RECORDS	RESULT	NAME	COUNTRY	AGE	VENUE	DATE
World Indoor Record WIR	44.57	Kerron CLEMENT	USA	20	Fayetteville (Randall Tyson TC), AR	12 Mar 2005
Championship Record CR	45.11	Nery BRENES	CRC	27	Istanbul (Ataköy Arena)	10 Mar 2012
World Leading WL	44.88	Bralon TAPLIN	GRN	26	College Station (USA)	3 Feb 2018
Area Indoor Record AIR		National Indoor Record NIR		Personal Best PB		Season Best SB

2 March 2018

RANK	PLACE	HEAT	LANE	BIB	NAME	COUNTRY	DATE of BIRTH	RESULT	
1	1	2	5		Óscar HUSILLOS	ESP	18 Jul 93	45.69	Q NIR
2	2	2	6		Michael CHERRY	USA	23 Mar 95	45.73	Q
3	1	1	3		Luguelín SANTOS	DOM	12 Nov 92	46.31	Q SB
4	1	3	4		Pavel MASLÁK	CZE	21 Feb 91	46.32	Q
5	2	1	6		Aldrich BAILEY JR	USA	6 Feb 94	46.33 (.327)	Q
6	2	3	6		Deon LENDORE	TTO	28 Oct 92	46.33 (.330)	Q
7	3	3	5		Luka JANEŽIČ	SLO	14 Nov 95	46.37	
8	3	2	4		Rafal OMELKO	POL	16 Jan 89	46.39	
9	3	1	5		Jakub KRZEWINA	POL	10 Oct 89	46.69	
10	4	1	4		Javon FRANCIS	JAM	14 Dec 94	46.73	
11	4	2	2		Juander SANTOS	DOM	7 May 95	46.83	PB
12	5	2	1		Asa GUEVARA	TTO	20 Dec 95	46.91	
13	5	1	2		Patrik ŠORM	CZE	21 Nov 93	47.04	
14	6	2	3		Lee THOMPSON	GBR	5 Mar 97	47.14 (.136)	
15	6	1	1		Lucas BÚA	ESP	12 Jan 94	47.14 (.140)	
16	4	3	1		Mikhail LITVIN	KAZ	5 Jan 96	47.94	
17	5	3	2		Chidi OKEZIE	NGR	8 Aug 93	48.53	
		3	3		Yousef KARAM	KUW	15 Jul 93	DNF	

ALL-TIME INDOOR TOP LIST

RESULT	NAME	VENUE	DATE
44.57	Kerron CLEMENT (USA)	Fayetteville (Randall Tyson TC), AR	12 Mar 05
44.63	Michael JOHNSON (USA)	Atlanta (Georgiadome), GA	4 Mar 95
44.80	Kirani JAMES (GRN)	Fayetteville, AR	27 Feb 11
44.85	Fred KERLEY (USA)	College Station (Gilliam), TX	11 Mar 17
44.88	Bralon TAPLIN (GRN)	College Station (USA)	3 Feb 18
44.93	LaShawn MERRITT (USA)	Fayetteville (Randall Tyson TC), AR	11 Feb 05
45.00	Michael NORMAN JR (USA)	Clemson (USA)	9 Feb 18
45.02	Danny EVERETT (USA)	Stuttgart	2 Feb 92
45.02	Akeem BLOOMFIELD (JAM)	Clemson (USA)	9 Feb 18
45.03	Torrin LAWRENCE (USA)	Fayetteville (Randall Tyson TC), AR	12 Feb 10
45.03	Deon LENDORE (TTO)	College Station, TX	1 Mar 14

SEASON INDOOR TOP LIST

RESULT	NAME	VENUE	2018
44.88	Bralon TAPLIN (GRN)	College Station (USA)	3 Feb
45.00	Michael NORMAN JR (USA)	Clemson (USA)	9 Feb
45.02	Akeem BLOOMFIELD (JAM)	Clemson (USA)	9 Feb
45.18	Fred KERLEY (USA)	Albuquerque (USA)	17 Feb
45.24	Marqueze WASHINGTON (USA)	Fayetteville (USA)	9 Feb
45.38	Obi IGBOKWE (USA)	Fayetteville (USA)	9 Feb
45.44	Steven SOLOMON (AUS)	Clemson (USA)	23 Feb
45.50	Dontavius WRIGHT (USA)	Albuquerque (USA)	10 Feb
45.53	Michael CHERRY (USA)	Albuquerque (USA)	18 Feb
45.53	Kahmari MONTGOMERY (USA)	Birmingham (USA)	24 Feb



RESULTS



400 Metres Men - Semi-Final

First 2 in each heat (Q) advance to the Final

RECORDS	RESULT	NAME	COUNTRY	AGE	VENUE	DATE
World Indoor Record WIR	44.57	Kerron CLEMENT	USA	20	Fayetteville (Randall Tyson TC), AR	12 Mar 2005
Championship Record CR	45.11	Nery BRENES	CRC	27	Istanbul (Ataköy Arena)	10 Mar 2012
World Leading WL	44.88	Bralon TAPLIN	GRN	26	College Station (USA)	3 Feb 2018
Area Indoor Record AIR		National Indoor Record NIR		Personal Best PB		Season Best SB

Heat 1

3

2 March 2018 21:07 START TIME

PLACE	NAME	COUNTRY	DATE OF BIRTH	LANE	RESULT	REACTION	Fn
1	Luguelín SANTOS	DOM	12 Nov 92	3	46.31	Q SB 0.191	
2	Aldrich BAILEY JR	USA	6 Feb 94	6	46.33 (.327)	Q 0.217	
3	Jakub KRZEWINA	POL	10 Oct 89	5	46.69	0.187	
4	Javon FRANCIS	JAM	14 Dec 94	4	46.73	0.179	
5	Patrik ŠORM	CZE	21 Nov 93	2	47.04	0.214	
6	Lucas BÚA	ESP	12 Jan 94	1	47.14 (.140)	0.158	

INTERMEDIATE TIMES	200m	Aldrich BAILEY JR	21.59
--------------------	------	-------------------	-------

Heat 2

3

2 March 2018 21:17 START TIME

PLACE	NAME	COUNTRY	DATE OF BIRTH	LANE	RESULT	REACTION	Fn
1	Óscar HUSILLOS	ESP	18 Jul 93	5	45.69	Q NIR 0.178	
2	Michael CHERRY	USA	23 Mar 95	6	45.73	Q 0.177	
3	Rafal OMEJKO	POL	16 Jan 89	4	46.39	0.224	
4	Juander SANTOS	DOM	7 May 95	2	46.83	PB 0.191	
5	Asa GUEVARA	TTO	20 Dec 95	1	46.91	0.168	
6	Lee THOMPSON	GBR	5 Mar 97	3	47.14 (.136)	0.207	

INTERMEDIATE TIMES	200m	Óscar HUSILLOS	21.30
--------------------	------	----------------	-------

Heat 3

3

2 March 2018 21:25 START TIME

PLACE	NAME	COUNTRY	DATE OF BIRTH	LANE	RESULT	REACTION	Fn
1	Pavel MASLÁK	CZE	21 Feb 91	4	46.32	Q 0.176	
2	Deon LENDORE	TTO	28 Oct 92	6	46.33 (.330)	Q 0.246	
3	Luka JANEŽIČ	SLO	14 Nov 95	5	46.37	0.245	
4	Mikhail LITVIN	KAZ	5 Jan 96	1	47.94	0.233	
5	Chidi OKEZIE	NGR	8 Aug 93	2	48.53	0.246	
	Yousef KARAM	KUW	15 Jul 93	3	DNF	0.215	

INTERMEDIATE TIMES	200m	Pavel MASLÁK	21.60
--------------------	------	--------------	-------

ALL-TIME INDOOR TOP LIST				SEASON INDOOR TOP LIST			
RESULT	NAME	VENUE	DATE	RESULT	NAME	VENUE	2018
44.57	Kerron CLEMENT (USA)	Fayetteville (Randall Tyson TC), AR	12 Mar 05	44.88	Bralon TAPLIN (GRN)	College Station (USA)	3 Feb
44.63	Michael JOHNSON (USA)	Atlanta (Georgiadome), GA	4 Mar 95	45.00	Michael NORMAN JR (USA)	Clemson (USA)	9 Feb
44.80	Kirani JAMES (GRN)	Fayetteville, AR	27 Feb 11	45.02	Akeem BLOOMFIELD (JAM)	Clemson (USA)	9 Feb
44.85	Fred KERLEY (USA)	College Station (Gilliam), TX	11 Mar 17	45.18	Fred KERLEY (USA)	Albuquerque (USA)	17 Feb
44.88	Bralon TAPLIN (GRN)	College Station (USA)	3 Feb 18	45.24	Marqueze WASHINGTON (USA)	Fayetteville (USA)	9 Feb
44.93	LaShawn MERRITT (USA)	Fayetteville (Randall Tyson TC), AR	11 Feb 05	45.38	Obi IGBOKWE (USA)	Fayetteville (USA)	9 Feb
45.00	Michael NORMAN JR (USA)	Clemson (USA)	9 Feb 18	45.44	Steven SOLOMON (AUS)	Clemson (USA)	23 Feb
45.02	Danny EVERETT (USA)	Stuttgart	2 Feb 92	45.50	Dontavius WRIGHT (USA)	Albuquerque (USA)	10 Feb
45.02	Akeem BLOOMFIELD (JAM)	Clemson (USA)	9 Feb 18	45.53	Michael CHERRY (USA)	Albuquerque (USA)	18 Feb
45.03	Torrin LAWRENCE (USA)	Fayetteville (Randall Tyson TC), AR	12 Feb 10	45.53	Kahmari MONTGOMERY (USA)	Birmingham (USA)	24 Feb
45.03	Deon LENDORE (TTO)	College Station, TX	1 Mar 14				



SUMMARY



400 Metres Men - Round 1

First 2 in each heat (Q) and the next 6 fastest (q) advance to the Semi-Finals

NATIONAL INDOOR RECORD CORRECTION

RECORDS	RESULT	NAME	COUNTRY	AGE	VENUE	DATE
World Indoor Record WIR	44.57	Kerron CLEMENT	USA	20	Fayetteville (Randall Tyson TC), AR	12 Mar 2005
Championship Record CR	45.11	Nery BRENES	CRC	27	Istanbul (Ataköy Arena)	10 Mar 2012
World Leading WL	44.88	Bralon TAPLIN	GRN	26	College Station (USA)	3 Feb 2018
Area Indoor Record AIR		National Indoor Record NIR		Personal Best PB		Season Best SB

2 March 2018

RANK	PLACE	HEAT	LANE	BIB	NAME	COUNTRY	DATE of BIRTH	RESULT	
1	1	2	6		Luka JANEŽIC	SLO	14 Nov 95	46.45	Q
2	1	6	5		Óscar HUSILLOS	ESP	18 Jul 93	46.51	Q
3	1	1	5		Jakub KRZEWINA	POL	10 Oct 89	46.57	Q
4	2	1	6		Deon LENDORE	TTO	28 Oct 92	46.68	Q
5	1	5	6		Aldrich BAILEY JR	USA	6 Feb 94	46.77	Q
6	2	6	6		Pavel MASLÁK	CZE	21 Feb 91	46.80	Q
7	2	5	5		Lee THOMPSON	GBR	5 Mar 97	46.81	Q
8	3	6	3		Luguelín SANTOS	DOM	12 Nov 92	46.83	q
9	4	6	4		Yousef KARAM	KUW	15 Jul 93	46.86	q
10	2	2	5		Javon FRANCIS	JAM	14 Dec 94	46.87	Q
11	3	2	4		Chidi OKEZIE	NGR	8 Aug 93	46.91	q
12	4	2	3		Asa GUEVARA	TTO	20 Dec 95	46.92	q
13	3	1	3		Lucas BÚA	ESP	12 Jan 94	46.96	q
14	3	5	4		Patrik ŠORM	CZE	21 Nov 93	46.99 (.981)	q
15	1	4	5		Michael CHERRY	USA	23 Mar 95	46.99 (.988)	Q
16	4	1	4		Juander SANTOS	DOM	7 May 95	47.02	q
17	2	4	6		Rafal OMELKO	POL	16 Jan 89	47.13	Q
18	3	4	3		Mikhail LITVIN	KAZ	5 Jan 96	47.16	q
19	4	4	4		Vitalii BUTRYM	UKR	10 Jan 91	47.45	
20	5	1	2		Michael Anthony RASMIJN	ARU	12 Dec 91	49.20 (.191)	NIR
21	5	6	1		Davron ATABAEV	TJK	6 Jul 93	49.20 (.200)	SB
22	5	2	1		Kelvin Delvin RAMÍREZ	NCA	15 Feb 97	49.88	NIR
23	6	2	2		Tikie Terry MAEL	VAN	7 Jun 98	49.92	NIR
24	5	4	2		Mohamed NAAIL	MDV	17 Jan 00	49.98	NIR
25	6	6	2		Narek GHUKASYAN	ARM	18 Oct 92	51.02	PB
		3	5		Abdalleh HAROUN	QAT	1 Jan 97	DQ	162.8
		3	6		Bralon TAPLIN	GRN	8 May 92	DQ	163.3(a)
		5	3		Nery BRENES	CRC	25 Sep 85	DQ	163.3(a)
		3	2		Austris KARPINSKIS	LAT	14 Jun 98	DQ	163.3(a)
		3	4		Alonzo RUSSELL	BAH	8 Feb 92	DQ	163.3(a)
		3	3		Steven GAYLE	JAM	19 Mar 94	DQ	163.3(a)
		5	2		Mazen ALYASEN	KSA	8 Jul 96	DNS	



SUMMARY
400 Metres Men - Round 1

2 March 2018

RANK	PLACE	HEAT	LANE	BIB	NAME	COUNTRY	DATE of BIRTH	RESULT
------	-------	------	------	-----	------	---------	---------------	--------

NOTE IAAF Rule 162.8 - False Start
IAAF Rule 163.3(a) - Lane infringement

ALL-TIME INDOOR TOP LIST				SEASON INDOOR TOP LIST			
RESULT	NAME	VENUE	DATE	RESULT	NAME	VENUE	2018
44.57	Kerron CLEMENT (USA)	Fayetteville (Randall Tyson TC), AR	12 Mar 05	44.88	Bralon TAPLIN (GRN)	College Station (USA)	3 Feb
44.63	Michael JOHNSON (USA)	Atlanta (Georgiadome), GA	4 Mar 95	45.00	Michael NORMAN JR (USA)	Clemson (USA)	9 Feb
44.80	Kirani JAMES (GRN)	Fayetteville, AR	27 Feb 11	45.02	Akeem BLOOMFIELD (JAM)	Clemson (USA)	9 Feb
44.85	Fred KERLEY (USA)	College Station (Gilliam), TX	11 Mar 17	45.18	Fred KERLEY (USA)	Albuquerque (USA)	17 Feb
44.88	Bralon TAPLIN (GRN)	College Station (USA)	3 Feb 18	45.24	Marqueze WASHINGTON (USA)	Fayetteville (USA)	9 Feb
44.93	LaShawn MERRITT (USA)	Fayetteville (Randall Tyson TC), AR	11 Feb 05	45.38	Obi IGBOKWE (USA)	Fayetteville (USA)	9 Feb
45.00	Michael NORMAN JR (USA)	Clemson (USA)	9 Feb 18	45.44	Steven SOLOMON (AUS)	Clemson (USA)	23 Feb
45.02	Danny EVERETT (USA)	Stuttgart	2 Feb 92	45.50	Dontavius WRIGHT (USA)	Albuquerque (USA)	10 Feb
45.02	Akeem BLOOMFIELD (JAM)	Clemson (USA)	9 Feb 18	45.53	Michael CHERRY (USA)	Albuquerque (USA)	18 Feb
45.03	Torrin LAWRENCE (USA)	Fayetteville (Randall Tyson TC), AR	12 Feb 10	45.53	Kahmari MONTGOMERY (USA)	Birmingham (USA)	24 Feb
45.03	Deon LENDORE (TTO)	College Station, TX	1 Mar 14				



RESULTS



400 Metres Men - Round 1

First 2 in each heat (Q) and the next 6 fastest (q) advance to the Semi-Finals

NATIONAL INDOOR RECORD CORRECTION

RECORDS	RESULT	NAME	COUNTRY	AGE	VENUE	DATE
World Indoor Record WIR	44.57	Kerron CLEMENT	USA	20	Fayetteville (Randall Tyson TC), AR	12 Mar 2005
Championship Record CR	45.11	Nery BRENES	CRC	27	Istanbul (Ataköy Arena)	10 Mar 2012
World Leading WL	44.88	Bralon TAPLIN	GRN	26	College Station (USA)	3 Feb 2018
Area Indoor Record AIR	National Indoor Record NIR	Personal Best PB	Season Best SB			

Heat 1

6

2 March 2018 11:20 START TIME

PLACE	NAME	COUNTRY	DATE of BIRTH	LANE	RESULT	REACTION	Fn
1	Jakub KRZEWINA	POL	10 Oct 89	5	46.57	Q 0.220	
2	Deon LENDORE	TTO	28 Oct 92	6	46.68	Q 0.206	
3	Lucas BÚA	ESP	12 Jan 94	3	46.96	q 0.156	
4	Juander SANTOS	DOM	7 May 95	4	47.02	q 0.169	
5	Michael Anthony RASMIJN	ARU	12 Dec 91	2	49.20 (.191)	NIR 0.157	

INTERMEDIATE TIMES	200m	Deon LENDORE	21.62
--------------------	------	--------------	-------

Heat 2

6

2 March 2018 11:28 START TIME

PLACE	NAME	COUNTRY	DATE of BIRTH	LANE	RESULT	REACTION	Fn
1	Luka JANEŽIČ	SLO	14 Nov 95	6	46.45	Q 0.252	
2	Javon FRANCIS	JAM	14 Dec 94	5	46.87	Q 0.253	
3	Chidi OKEZIE	NGR	8 Aug 93	4	46.91	q 0.255	
4	Asa GUEVARA	TTO	20 Dec 95	3	46.92	q 0.162	
5	Kelvin Delvin RAMÍREZ	NCA	15 Feb 97	1	49.88	NIR 0.237	
6	Tikie Terry MAEL	VAN	7 Jun 98	2	49.92	NIR 0.198	

INTERMEDIATE TIMES	200m	Chidi OKEZIE	21.87
--------------------	------	--------------	-------

Heat 3

6

2 March 2018 11:35 START TIME

PLACE	NAME	COUNTRY	DATE of BIRTH	LANE	RESULT	REACTION	Fn
	Steven GAYLE	JAM	19 Mar 94	3	DQ 163.3(a)	0.212	
	Abdalleleh HAROUN	QAT	1 Jan 97	5	DQ 162.8		F1
	Austris KARPINSKIS	LAT	14 Jun 98	2	DQ 163.3(a)	0.186	
	Alonzo RUSSELL	BAH	8 Feb 92	4	DQ 163.3(a)	0.205	
	Bralon TAPLIN	GRN	8 May 92	6	DQ 163.3(a)	0.216	

NOTE	IAAF Rule 162.8 - False Start IAAF Rule 163.3(a) - Lane infringement
-------------	---

INTERMEDIATE TIMES	200m	Bralon TAPLIN	21.81
--------------------	------	---------------	-------

Heat 4

6

2 March 2018 11:42 START TIME

PLACE	NAME	COUNTRY	DATE of BIRTH	LANE	RESULT	REACTION	Fn
1	Michael CHERRY	USA	23 Mar 95	5	46.99 (.988)	Q 0.173	
2	Rafal OMELKO	POL	16 Jan 89	6	47.13	Q 0.253	
3	Mikhail LITVIN	KAZ	5 Jan 96	3	47.16	q 0.187	
4	Vitalii BUTRYM	UKR	10 Jan 91	4	47.45	0.230	
5	Mohamed NAAIL	MDV	17 Jan 00	2	49.98	NIR 0.167	

INTERMEDIATE TIMES	200m	Michael CHERRY	21.83
--------------------	------	----------------	-------

RESULTS
400 Metres Men - Round 1

Heat 5

6

2 March 2018 11:48 START TIME

PLACE	NAME	COUNTRY	DATE OF BIRTH	LANE	RESULT	REACTION	Fn
1	Aldrich BAILEY JR	USA	6 Feb 94	6	46.77	Q	0.214
2	Lee THOMPSON	GBR	5 Mar 97	5	46.81	Q	0.225
3	Patrik ŠORM	CZE	21 Nov 93	4	46.99 (.981)	q	0.198
	Nery BRENES	CRC	25 Sep 85	3	DQ 163.3(a)		0.176
	Mazen ALYASEN	KSA	8 Jul 96	2	DNS		

NOTE IAAF Rule 163.3(a) - Lane infringement

INTERMEDIATE TIMES 200m **Mazen ALYASEN** 21.86

Heat 6

6

2 March 2018 11:56 START TIME

PLACE	NAME	COUNTRY	DATE OF BIRTH	LANE	RESULT	REACTION	Fn
1	Óscar HUSILLOS	ESP	18 Jul 93	5	46.51	Q	0.186
2	Pavel MASLÁK	CZE	21 Feb 91	6	46.80	Q	0.219
3	Luguelín SANTOS	DOM	12 Nov 92	3	46.83	q	0.177
4	Yousef KARAM	KUW	15 Jul 93	4	46.86	q	0.205
5	Davron ATABAEV	TJK	6 Jul 93	1	49.20 (.200)	SB	0.195
6	Narek GHUKASYAN	ARM	18 Oct 92	2	51.02	PB	0.203

INTERMEDIATE TIMES 200m **Óscar HUSILLOS** 21.66

ALL-TIME INDOOR TOP LIST

RESULT	NAME	VENUE	DATE
44.57	Kerron CLEMENT (USA)	yetteville (Randall Tyson TC), AR	12 Mar 05
44.63	Michael JOHNSON (USA)	Atlanta (Georgiadome), GA	4 Mar 95
44.80	Kirani JAMES (GRN)	Fayetteville, AR	27 Feb 11
44.85	Fred KERLEY (USA)	College Station (Gilliam), TX	11 Mar 17
44.88	Bralon TAPLIN (GRN)	College Station (USA)	3 Feb 18
44.93	LaShawn MERRITT (USA)	etteville (Randall Tyson TC), AR	11 Feb 05
45.00	Michael NORMAN JR (USA)	Clemson (USA)	9 Feb 18
45.02	Danny EVERETT (USA)	Stuttgart	2 Feb 92
45.02	Akeem BLOOMFIELD (JAM)	Clemson (USA)	9 Feb 18
45.03	Torrin LAWRENCE (USA)	etteville (Randall Tyson TC), AR	12 Feb 10
45.03	Deon LENDORE (TTO)	College Station, TX	1 Mar 14

SEASON INDOOR TOP LIST

RESULT	NAME	VENUE	2018
44.88	Bralon TAPLIN (GRN)	College Station (USA)	3 Feb
45.00	Michael NORMAN JR (USA)	Clemson (USA)	9 Feb
45.02	Akeem BLOOMFIELD (JAM)	Clemson (USA)	9 Feb
45.18	Fred KERLEY (USA)	Albuquerque (USA)	17 Feb
45.24	Marqueze WASHINGTON (USA)	Fayetteville (USA)	9 Feb
45.38	Obi IGBOKWE (USA)	Fayetteville (USA)	9 Feb
45.44	Steven SOLOMON (AUS)	Clemson (USA)	23 Feb
45.50	Dontavious WRIGHT (USA)	Albuquerque (USA)	10 Feb
45.53	Michael CHERRY (USA)	Albuquerque (USA)	18 Feb
45.53	Kahmari MONTGOMERY (USA)	Birmingham (USA)	24 Feb

SUMMARY



800 Metres Men - Round 1

First 2 in each heat (Q) and the next 2 fastest (q) advance to the Final

RECORDS	RESULT	NAME	COUNTRY	AGE	VENUE	DATE
World Indoor Record WIR	1:42.67	Wilson KIPKETER	DEN	25	Paris-Bercy (Palais Omnisports)	9 Mar 1997
Championship Record CR	1:42.67	Wilson KIPKETER	DEN	25	Paris-Bercy (Palais Omnisports)	9 Mar 1997
World Leading WL	1:44.21	Emmanuel Kipkurui KORIR	KEN	23	New York (USA)	3 Feb 2018
Area Indoor Record AIR	National Indoor Record NIR	Personal Best PB	Season Best SB			

2 March 2018

RANK	PLACE	HEAT	LANE	BIB	NAME	COUNTRY	DATE of BIRTH	RESULT	
1	1	1	6		Álvaro DE ARRIBA	ESP	2 Jun 94	1:45.44	Q
2	2	1	3		Elliot GILES	GBR	26 May 94	1:45.46	Q PB
3	3	1	5		Drew WINDLE	USA	22 Jul 92	1:45.52	q PB
4	1	2	4		Adam KSZCZOT	POL	2 Sep 89	1:47.02	Q
5	2	2	6		Mostafa SMAILI	MAR	9 Jan 97	1:47.08	Q
6	3	2	3		Saúl ORDÓÑEZ	ESP	10 Apr 94	1:47.11	q
7	4	1	4		Andreas KRAMER	SWE	13 Apr 97	1:47.21	
8	5	1	2		Hamada MOHAMED	EGY	22 Oct 92	1:47.65	NIR
9	4	2	2		Antoine GAKEME	BDI	24 Dec 91	1:49.66	SB
		2	5		Donavan BRAZIER	USA	15 Apr 97	DQ	163.3[a]

NOTE IAAF Rule 163.3[a] - Lane infringement

ALL-TIME INDOOR TOP LIST				SEASON INDOOR TOP LIST			
RESULT	NAME	VENUE	DATE	RESULT	NAME	VENUE	2018
1:42.67	Wilson KIPKETER (DEN)	Paris-Bercy (Palais Omnisports)	9 Mar 97	1:44.21	Emmanuel Kipkurui KORIR (KEN)	New York (USA)	3 Feb
1:44.15	Yuriy BORZAKOVSKIY (RUS)	Karlsruhe	27 Jan 01	1:45.10	Donavan BRAZIER (USA)	Albuquerque (USA)	18 Feb
1:44.21	Emmanuel Kipkurui KORIR (KEN)	New York (USA)	3 Feb 18	1:45.19	Michael Loturomom SARUNI (KEN)	Lubbock (USA)	27 Jan
1:44.52	Mohammed AMAN (ETH)	Birmingham (NIA), GBR	15 Feb 14	1:45.43	Álvaro DE ARRIBA (ESP)	Salamanca (ESP)	3 Feb
1:44.57	Adam KSZCZOT (POL)	Liévin	14 Feb 12	1:45.46	Elliot GILES (GBR)	Birmingham	2 Mar
1:44.71	Joseph Mwangi MUTUA (KEN)	Stuttgart (Schleyer Halle)	31 Jan 04	1:45.52	Drew WINDLE (USA)	Birmingham	2 Mar
1:44.75	Ismail Ahmed ISMAIL (SUD)	Praha (O2 Arena)	26 Feb 09	1:45.96	Mostafa SMAILI (MAR)	Gent (BEL)	10 Feb
1:44.78	Pawel CZAPIEWSKI (POL)	Wien (Dusika-Halle)	3 Mar 02	1:46.33	Amel TUKA (BIH)	Gent (BEL)	10 Feb
1:44.81	Abubaker KAKI (SUD)	alencia (Velódromo Luis Puig), ESP	9 Mar 08	1:46.43	Kyle LANGFORD (GBR)	New York (USA)	3 Feb
1:44.82	Mehdi BAALA (FRA)	Stockholm	18 Feb 03	1:46.47	Adam KSZCZOT (POL)	Düsseldorf (GER)	6 Feb



RESULTS



800 Metres Men - Round 1

First 2 in each heat (Q) and the next 2 fastest (q) advance to the Final

RECORDS	RESULT	NAME	COUNTRY	AGE	VENUE	DATE	
World Indoor Record	WIR	1:42.67	Wilson KIPKETER	DEN	25	Paris-Bercy (Palais Omnisports) 9 Mar 1997	
Championship Record	CR	1:42.67	Wilson KIPKETER	DEN	25	Paris-Bercy (Palais Omnisports) 9 Mar 1997	
World Leading	WL	1:44.21	Emmanuel Kipkurui KORIR	KEN	23	New York (USA) 3 Feb 2018	
Area Indoor Record	AIR	National Indoor Record	NIR	Personal Best	PB	Season Best	SB

Heat 1

2

2 March 2018 19:13 START TIME

PLACE	NAME	COUNTRY	DATE of BIRTH	LANE	RESULT	
1	Álvaro DE ARRIBA	ESP	2 Jun 94	6	1:45.44	Q
2	Elliot GILES	GBR	26 May 94	3	1:45.46	Q PB
3	Drew WINDLE	USA	22 Jul 92	5	1:45.52	q PB
4	Andreas KRAMER	SWE	13 Apr 97	4	1:47.21	
5	Hamada MOHAMED	EGY	22 Oct 92	2	1:47.65	NIR

INTERMEDIATE TIMES	200m	Hamada MOHAMED	24.71
	400m	Hamada MOHAMED	50.32
	600m	Hamada MOHAMED	1:17.84

Heat 2

2

2 March 2018 19:23 START TIME

PLACE	NAME	COUNTRY	DATE of BIRTH	LANE	RESULT	
1	Adam KSZCZOT	POL	2 Sep 89	4	1:47.02	Q
2	Mostafa SMAILI	MAR	9 Jan 97	6	1:47.08	Q
3	Saúl ORDÓÑEZ	ESP	10 Apr 94	3	1:47.11	q
4	Antoine GAKEME	BDI	24 Dec 91	2	1:49.66	SB
	Donavan BRAZIER	USA	15 Apr 97	5	DQ	163.3[a]

NOTE IAAF Rule 163.3[a] - Lane infringement

INTERMEDIATE TIMES	200m	Antoine GAKEME	25.83
	400m	Antoine GAKEME	53.26
	600m	Donavan BRAZIER	1:20.91

ALL-TIME INDOOR TOP LIST

RESULT	NAME	VENUE	DATE
1:42.67	Wilson KIPKETER (DEN)	Paris-Bercy (Palais Omnisports)	9 Mar 97
1:44.15	Yuriy BORZAKOVSKIY (RUS)	Karlsruhe	27 Jan 01
1:44.21	Emmanuel Kipkurui KORIR (KEN)	New York (USA)	3 Feb 18
1:44.52	Mohammed AMAN (ETH)	Birmingham (NIA), GBR	15 Feb 14
1:44.57	Adam KSZCZOT (POL)	Liévin	14 Feb 12
1:44.71	Joseph Mwenqi MUTUA (KEN)	Stuttgart (Schleyer Halle)	31 Jan 04
1:44.75	Ismail Ahmed ISMAIL (SUD)	Praha (O2 Arena)	26 Feb 09
1:44.78	Pawel CZAPIEWSKI (POL)	Wien (Dusika-Halle)	3 Mar 02
1:44.81	Abubaker KAKI (SUD)	alencia (Velódromo Luis Puig), ESP	9 Mar 08
1:44.82	Mehdi BAALA (FRA)	Stockholm	18 Feb 03

SEASON INDOOR TOP LIST

RESULT	NAME	VENUE	2018
1:44.21	Emmanuel Kipkurui KORIR (KEN)	New York (USA)	3 Feb
1:45.10	Donavan BRAZIER (USA)	Albuquerque (USA)	18 Feb
1:45.19	Michael Loturomom SARUNI (KEN)	Lubbock (USA)	27 Jan
1:45.43	Álvaro DE ARRIBA (ESP)	Salamanca (ESP)	3 Feb
1:45.46	Elliot GILES (GBR)	Birmingham	2 Mar
1:45.52	Drew WINDLE (USA)	Birmingham	2 Mar
1:45.96	Mostafa SMAILI (MAR)	Gent (BEL)	10 Feb
1:46.33	Amel TUKA (BIH)	Gent (BEL)	10 Feb
1:46.43	Kyle LANGFORD (GBR)	New York (USA)	3 Feb
1:46.47	Adam KSZCZOT (POL)	Düsseldorf (GER)	6 Feb

SUMMARY



3000 Metres Men - Round 1

First 4 in each heat (Q) and the next 4 fastest (q) advance to the Final

UPDATED DQ RULE

RECORDS	RESULT	NAME	COUNTRY	AGE	VENUE	DATE
World Indoor Record WIR	7:24.90	Daniel KOMEN	KEN	22	Budapest	6 Feb 1998
Championship Record CR	7:34.71	Haile GEBRSELASSIE	ETH	24	Paris-Bercy (Palais Omnisports)	9 Mar 1997
World Leading WL	7:36.64	Selemon BAREGA	ETH	18	Liévin (FRA)	13 Feb 2018
Area Indoor Record AIR	National Indoor Record NIR	Personal Best PB	Season Best SB			

2 March 2018

RANK	PLACE	HEAT	BIB	NAME	COUNTRY	DATE of BIRTH	RESULT	
1	1	1		Yomif KEJELCHA	ETH	1 Aug 97	7:42.83	Q
2	2	1		Hagos GEBRHIWET	ETH	11 May 94	7:43.55	Q
3	3	1		Adel MECHAAL	ESP	5 Dec 90	7:43.83	Q
4	4	1		Birhanu BALEW	BRN	27 Feb 96	7:44.03	Q PB
5	5	1		Bethwell Kiprotich BIRGEN	KEN	6 Aug 88	7:45.06	q
6	6	1		Younéss ESSALHI	MAR	20 Feb 93	7:45.07	q PB
7	1	2		Selemon BAREGA	ETH	20 Jan 00	7:48.14	Q
8	2	2		Davis KIPLANGAT	KEN	10 Jul 98	7:48.26	Q
9	7	1		Clemens BLEISTEIN	GER	29 Sep 90	7:49.01	q PB
10	3	2		Yassin BOUIH	ITA	24 Nov 96	7:50.65	Q PB
11	4	2		Julian OAKLEY	NZL	23 Jun 93	7:55.92	Q
12	8	1		Shadrack KIPCHIRCHIR	USA	22 Feb 89	7:57.08	q
13	5	2		Federico BRUNO	ARG	18 Jun 93	7:58.98	SB
14	9	1		Thierry NDIKUMWENAYO	BDI	26 Mar 97	8:09.11	
15	10	1		Hamish CARSON	NZL	1 Nov 88	8:14.40	
16	6	2		Jonathan DAVIES	GBR	28 Oct 94	8:21.73	
		2		Paul CHELIMO	USA	27 Oct 90	DQ	163.3(b)
		2		Richard RINGER	GER	27 Feb 89	DQ	163.2(b)
		2		Youssef HISS BACHIR	DJI	1 Jan 87	DQ	163.3(b)
		2		Kemoy CAMPBELL	JAM	14 Jan 91	DQ	163.3(b)
		2		Albert ROP	BRN	17 Jul 92	DNS	
		1		Djamal Abdi DIREH	DJI	1 Jan 97	DNS	

NOTE IAAF Rule 163.2(b) - Jostling
IAAF Rule 163.3(b) - Infringement of the inside border

ALL-TIME INDOOR TOP LIST				SEASON INDOOR TOP LIST			
RESULT	NAME	VENUE	DATE	RESULT	NAME	VENUE	2018
7:24.90	Daniel KOMEN (KEN)	Budapest	6 Feb 98	7:36.64	Selemon BAREGA (ETH)	Liévin (FRA)	13 Feb
7:26.15	Haile GEBRSELASSIE (ETH)	Karlsruhe	25 Jan 98	7:37.91	Hagos GEBRHIWET (ETH)	Karlsruhe (GER)	3 Feb
7:27.80	Yenew ALAMIREW (ETH)	Stuttgart (Schleyer Halle)	5 Feb 11	7:38.67	Yomif KEJELCHA (ETH)	Karlsruhe (GER)	3 Feb
7:28.00	Augustine Kiprono CHOGE (KEN)	Stuttgart (Schleyer Halle)	5 Feb 11	7:38.74	Edward CHESEREK (KEN)	Boston (USA)	10 Feb
7:29.37	Eliud KIPCHOGE (KEN)	Stuttgart (Schleyer Halle)	5 Feb 11	7:39.09	Justus Soqet KIPLAGAT (KEN)	Glasgow (GBR)	25 Feb
7:29.94	Edwin Cheruiyot SOI (KEN)	Karlsruhe	12 Feb 12	7:39.10	Paul CHELIMO (USA)	Glasgow (GBR)	25 Feb
7:30.16	Galen RUPP (USA)	Stockholm	21 Feb 13	7:39.92	Abdelaati IGUIDER (MAR)	Karlsruhe (GER)	3 Feb
7:30.51	Kenenisa BEKELE (ETH)	Stockholm	20 Feb 07	7:40.12	Davis KIPLANGAT (KEN)	Glasgow (GBR)	25 Feb
7:31.09	Tariku BEKELE (ETH)	Stuttgart (Schleyer Halle)	2 Feb 08	7:40.14	Adel MECHAAL (ESP)	Karlsruhe (GER)	3 Feb
7:31.66	Caleb Mwangangi NDIKU (KEN)	Stockholm	21 Feb 13	7:40.56	Bethwell Kiprotich BIRGEN (KEN)	Karlsruhe (GER)	3 Feb



RESULTS



3000 Metres Men - Round 1

First 4 in each heat (Q) and the next 4 fastest (q) advance to the Final

UPDATED DQ RULE

RECORDS	RESULT	NAME	COUNTRY	AGE	VENUE	DATE
World Indoor Record WIR	7:24.90	Daniel KOMEN	KEN	22	Budapest	6 Feb 1998
Championship Record CR	7:34.71	Haile GEBRSELASSIE	ETH	24	Paris-Bercy (Palais Omnisports)	9 Mar 1997
World Leading WL	7:36.64	Selemon BAREGA	ETH	18	Liévin (FRA)	13 Feb 2018
Area Indoor Record AIR	National Indoor Record NIR	Personal Best PB	Season Best SB			

Heat 1

2

2 March 2018 12:55 START TIME

PLACE	NAME	COUNTRY	DATE OF BIRTH	ORDER	RESULT	
1	Yomif KEJELCHA	ETH	1 Aug 97	7	7:42.83	Q
2	Hagos GEBRHIWET	ETH	11 May 94	10	7:43.55	Q
3	Adel MECHAAL	ESP	5 Dec 90	2	7:43.83	Q
4	Birhanu BALEW	BRN	27 Feb 96	5	7:44.03	Q PB
5	Bethwell Kiprotich BIRGEN	KEN	6 Aug 88	6	7:45.06	q
6	Younéss ESSALHI	MAR	20 Feb 93	3	7:45.07	q PB
7	Clemens BLEISTEIN	GER	29 Sep 90	1	7:49.01	q PB
8	Shadrack KIPCHIRCHIR	USA	22 Feb 89	9	7:57.08	q
9	Thierry NDIKUMWENAYO	BDI	26 Mar 97	4	8:09.11	
10	Hamish CARSON	NZL	1 Nov 88	8	8:14.40	
	Djamal Abdi DIREH	DJI	1 Jan 97	11	DNS	

INTERMEDIATE TIMES	1000m	Clemens BLEISTEIN	2:41.02
	2000m	Yomif KEJELCHA	5:17.67

Heat 2

2

2 March 2018 13:10 START TIME

PLACE	NAME	COUNTRY	DATE OF BIRTH	ORDER	RESULT	
1	Selemon BAREGA	ETH	20 Jan 00	11	7:48.14	Q
2	Davis KIPLANGAT	KEN	10 Jul 98	10	7:48.26	Q
3	Yassin BOUIH	ITA	24 Nov 96	5	7:50.65	Q PB
4	Julian OAKLEY	NZL	23 Jun 93	8	7:55.92	Q
5	Federico BRUNO	ARG	18 Jun 93	6	7:58.98	SB
6	Jonathan DAVIES	GBR	28 Oct 94	1	8:21.73	
	Kemoy CAMPBELL	JAM	14 Jan 91	2	DQ	163.3(b)
	Paul CHELIMO	USA	27 Oct 90	9	DQ	163.3(b)
	Youssef HISS BACHIR	DJI	1 Jan 87	7	DQ	163.3(b)
	Richard RINGER	GER	27 Feb 89	4	DQ	163.2(b)
	Albert ROP	BRN	17 Jul 92	3	DNS	

NOTE IAAF Rule 163.2(b) - Jostling
IAAF Rule 163.3(b) - Infringement of the inside border

INTERMEDIATE TIMES	1000m	Federico BRUNO	2:37.35
	2000m	Selemon BAREGA	5:16.99

ALL-TIME INDOOR TOP LIST

RESULT	NAME	VENUE	DATE
7:24.90	Daniel KOMEN (KEN)	Budapest	6 Feb 98
7:26.15	Haile GEBRSELASSIE (ETH)	Karlsruhe	25 Jan 98
7:27.80	Yenew ALAMIREW (ETH)	Stuttgart (Schleyer Halle)	5 Feb 11
7:28.00	Auqustine Kiprono CHOGE (KEN)	ttgart (Schleyer Halle)	5 Feb 11
7:29.37	Eliud KIPCHOGE (KEN)	Stuttgart (Schleyer Halle)	5 Feb 11
7:29.94	Edwin Cheruiyot SOI (KEN)	Karlsruhe	12 Feb 12
7:30.16	Galen RUPP (USA)	Stockholm	21 Feb 13
7:30.51	Kenenisa BEKELE (ETH)	Stockholm	20 Feb 07
7:31.09	Tariku BEKELE (ETH)	Stuttgart (Schleyer Halle)	2 Feb 08
7:31.66	Caleb Mwangangi NDIKU (KEN)	Stockholm	21 Feb 13

SEASON INDOOR TOP LIST

RESULT	NAME	VENUE	2018
7:36.64	Selemon BAREGA (ETH)	Liévin (FRA)	13 Feb
7:37.91	Haqos GEBRHIWET (ETH)	Karlsruhe (GER)	3 Feb
7:38.67	Yomif KEJELCHA (ETH)	Karlsruhe (GER)	3 Feb
7:38.74	Edward CHESEREK (KEN)	Boston (USA)	10 Feb
7:39.09	Justus Soqet KIPLAGAT (KEN)	Glasgow (GBR)	25 Feb
7:39.10	Paul CHELIMO (USA)	Glasgow (GBR)	25 Feb
7:39.92	Abdelaati IGUIDER (MAR)	Karlsruhe (GER)	3 Feb
7:40.12	Davis KIPLANGAT (KEN)	Glasgow (GBR)	25 Feb
7:40.14	Adel MECHAAL (ESP)	Karlsruhe (GER)	3 Feb
7:40.56	Bethwell Kiprotich BIRGEN (KEN)	Karlsruhe (GER)	3 Feb

RESULTS

Long Jump Men - Final



RECORDS	RESULT	NAME	COUNTRY	AGE	VENUE	DATE
World Indoor Record WIR	8.79	Carl LEWIS	USA	23	New York (MSG), NY	27 Jan 1984
Championship Record CR	8.62	Iván PEDROSO	CUB	27	Maebashi (Green Dome)	7 Mar 1999
World Leading WL	8.46	Juan Miguel ECHEVARRÍA	CUB	20	Birmingham	2 Mar 2018
Area Indoor Record AIR		National Indoor Record NIR		Personal Best PB		Season Best SB

2 March 2018 19:35 START TIME

21:00 END TIME

PLACE	NAME	COUNTRY	DATE of BIRTH	ORDER	RESULT	1	2	3	ORDER	4	5	6
1	Juan Miguel ECHEVARRÍA	CUB	11 Aug 98	13	8.46 WL	8.19	8.28	X	7	8.36	8.46	7.86
2	Luvo MANYONGA	RSA	8 Jan 91	15	8.44 AIR	X	X	8.33	8	8.44	X	X
3	Marquis DENDY	USA	17 Nov 92	12	8.42 PB	7.92	8.02	X	4	7.86	8.42	8.18
4	Jarrion LAWSON	USA	6 May 94	14	8.14	7.92	7.86	8.02	5	8.01	8.14	X
5	Yuhao SHI	CHN	26 Sep 98	4	8.12	X	7.88	8.01	3	7.57	8.12	
6	Ruswahl SAMAAI	RSA	25 Sep 91	6	8.05 SB	7.95	8.02	8.05	6	7.89	7.92	
7	Radek JUŠKA	CZE	8 Mar 93	3	7.99 SB	7.99	7.67	7.47	2	X	X	
8	Eusebio CÁCERES	ESP	10 Sep 91	1	7.91	7.91	X	X	1	-	X	
9	Miltiadis TENTOGLOU	GRE	18 Mar 98	2	7.82	X	X	7.82				
10	Changzhou HUANG	CHN	20 Aug 94	10	7.75	7.31	7.75	7.35				
11	Tyrone SMITH	BER	7 Aug 84	5	7.75	7.75	X	X				
12	Emiliano LASA	URU	25 Jan 90	8	7.72 SB	7.72	4.96	X				
13	Maykel MASSÓ	CUB	8 May 99	11	7.71 SB	7.71	-	r				
14	Godfrey Khotso MOKOENA	RSA	6 Mar 85	9	7.53 SB	7.53	X	X				
15	Damar FORBES	JAM	11 Sep 90	7	7.21	X	7.18	7.21				

ALL-TIME INDOOR TOP LIST				SEASON INDOOR TOP LIST			
RESULT	NAME	VENUE	DATE	RESULT	NAME	VENUE	2018
8.79	Carl LEWIS (USA)	New York (MSG), NY	27 Jan 84	8.46	Juan Miquel ECHEVARRÍA (CUB)	Birmingham	2 Mar
8.71	Sebastian BAYER (GER)	Torino (Oval Lingotto)	8 Mar 09	8.44	Luvo MANYONGA (RSA)	Birmingham	2 Mar
8.62	Iván PEDROSO (CUB)	Maebashi (Green Dome)	7 Mar 99	8.42	Marquis DENDY (USA)	Birmingham	2 Mar
8.59	Miquel PATE (USA)	New York, NY	1 Mar 02	8.38	Jarrion LAWSON (USA)	Albuquerque (USA)	17 Feb
8.56	Yaqo LAMELA (ESP)	Maebashi (Green Dome)	7 Mar 99	8.23	Aleksandr MENKOV (ANA)	Moskva (RUS)	14 Feb
8.49	Robert EMMIYAN (URS)	Liévin	21 Feb 87	8.18	Michael HARTFIELD (USA)	Albuquerque (USA)	17 Feb
8.46	Juan Miquel ECHEVARRÍA (CUB)	Birmingham	2 Mar 18	8.16	Yuhao SHI (CHN)	Tehran (IRI)	3 Feb
8.45	Larry MYRICKS (USA)	Liévin	27 Jan 90	8.14	Jarvis GOTCH (USA)	Albuquerque (USA)	17 Feb
8.44	Mike POWELL (USA)	Budapest (SC)	5 Feb 93	8.13	Zack BAZILE (USA)	Nashville (USA)	9 Feb
8.44	Luvo MANYONGA (RSA)	Birmingham	2 Mar 18	8.12	Paulo Sérgio DOS SANTOS OLIVEIRA (BRA)	ano do Sul (BRA)	17 Jan



SUMMARY



60 Metres Men - Heptathlon

NATIONAL INDOOR RECORD CORRECTED

RECORDS	RESULT	NAME	COUNTRY	AGE	VENUE	DATE	
World Hep. Indoor Best	WHIB	6.61 Chris HUFFINS	USA	27	Paris-Bercy (Palais Omnisports)	8 Mar 1997	
Championship Hep. Best	CHB	6.61 Chris HUFFINS	USA	27	Paris-Bercy (Palais Omnisports)	8 Mar 1997	
Area Indoor Record	AIR	National Indoor Record	NIR	Personal Best	PB	Season Best	SB

2 March 2018

RANK	PLACE	HEAT	LANE	BIB	NAME	COUNTRY	DATE of BIRTH	RESULT		
1	1	1	2		Damian WARNER	CAN	4 Nov 89	6.74	PB	977
2	1	2	7		Kevin MAYER	FRA	10 Feb 92	6.85	PB	936
3	2	2	6		Zachery ZIEMEK	USA	23 Feb 93	6.89	SB	922
4	3	2	5		Dominik DISTELBERGER	AUT	16 Mar 90	6.93		907
5	4	2	2		Oleksiy KASYANOV	UKR	26 Aug 85	6.95		900
6	5	2	4		Eelco SINTNICOLAAS	NED	7 Apr 87	6.96		897
7	6	2	3		Lindon VICTOR	GRN	23 Feb 93	6.98		889
8	2	1	7		Ruben GADO	FRA	13 Dec 93	6.99	SB	886
9	3	1	6		Jan DOLEŽAL	CZE	6 Jun 96	7.04		868
10	4	1	3		Kai KAZMIREK	GER	28 Jan 91	7.15	SB	830
11	5	1	5		Maicel UIBO	EST	27 Dec 92	7.20	SB	813
12	6	1	4		Kurt FELIX	GRN	4 Jul 88	7.21	SB	809



RESULTS



60 Metres Men - Heptathlon

NATIONAL INDOOR RECORD CORRECTED

RECORDS	RESULT	NAME	COUNTRY	AGE	VENUE	DATE	
World Hep. Indoor Best	WHIB	6.61 Chris HUFFINS	USA	27	Paris-Bercy (Palais Omnisports)	8 Mar 1997	
Championship Hep. Best	CHB	6.61 Chris HUFFINS	USA	27	Paris-Bercy (Palais Omnisports)	8 Mar 1997	
Area Indoor Record	AIR	National Indoor Record	NIR	Personal Best	PB	Season Best	SB

Heat 1

2

2 March 2018 09:59 START TIME

PLACE	NAME	COUNTRY	DATE of BIRTH	LANE	RESULT	REACTION	F _n	POINTS	TOTAL
1	Damian WARNER	CAN	4 Nov 89	2	6.74	PB	0.161	977	977
2	Ruben GADO	FRA	13 Dec 93	7	6.99	SB	0.122	886	886
3	Jan DOLEŽAL	CZE	6 Jun 96	6	7.04		0.152	868	868
4	Kai KAZMIREK	GER	28 Jan 91	3	7.15	SB	0.176	830	830
5	Maicel UIBO	EST	27 Dec 92	5	7.20	SB	0.230	813	813
6	Kurt FELIX	GRN	4 Jul 88	4	7.21	SB	0.153	809	809

Heat 2

2

2 March 2018 10:07 START TIME

PLACE	NAME	COUNTRY	DATE of BIRTH	LANE	RESULT	REACTION	F _n	POINTS	TOTAL
1	Kevin MAYER	FRA	10 Feb 92	7	6.85	PB	0.196	936	936
2	Zachery ZIEMEK	USA	23 Feb 93	6	6.89	SB	0.160	922	922
3	Dominik DISTELBERGER	AUT	16 Mar 90	5	6.93		0.132	907	907
4	Oleksiy KASYANOV	UKR	26 Aug 85	2	6.95		0.166 F1	900	900
5	Eelco SINTNICOLAAS	NED	7 Apr 87	4	6.96		0.165	897	897
6	Lindon VICTOR	GRN	23 Feb 93	3	6.98		0.171	889	889

HEPTATHLON SUMMARY AFTER 1 EVENT

RECORDS	RESULT	NAME	COUNTRY	AGE	VENUE	DATE
World Indoor Record WIR	6645	Ashton EATON	USA	24	Istanbul (Ataköy Arena)	10 Mar 2012
Championship Record CR	6645	Ashton EATON	USA	24	Istanbul (Ataköy Arena)	10 Mar 2012
World Leading WL	6071	Timothy DUCKWORTH	GBR	22	Clemson (USA)	20 Jan 2018

2-3 March 2018



PLACE	BIB	NAME	COUNTRY	POINTS	POINTS BEHIND LEADER	60 Metres	Long Jump	Shot Put	High Jump	60 Metres Hurdles	Pole Vault	1000 Metres
1		Damian WARNER	CAN	977		6.74						
						977 (1)						
2		Kevin MAYER	FRA	936	-41	6.85						
						936 (2)						
3		Zachery ZIEMEK	USA	922	-55	6.89						
						922 (3)						
4		Dominik DISTELBERGER	AUT	907	-70	6.93						
						907 (4)						
5		Oleksiy KASYANOV	UKR	900	-77	6.95						
						900 (5)						
6		Eelco SINTNICOLAAS	NED	897	-80	6.96						
						897 (6)						
7		Lindon VICTOR	GRN	889	-88	6.98						
						889 (7)						
8		Ruben GADO	FRA	886	-91	6.99						
						886 (8)						
9		Jan DOLEŽAL	CZE	868	-109	7.04						
						868 (9)						
10		Kai KAZMIREK	GER	830	-147	7.15						
						830 (10)						
11		Maicel UIBO	EST	813	-164	7.20						
						813 (11)						
12		Kurt FELIX	GRN	809	-168	7.21						
						809 (12)						



RESULTS



Long Jump Men - Heptathlon

RECORDS	RESULT	NAME	COUNTRY	AGE	VENUE	DATE	
World Hep. Indoor Best	WHIB	8.16 Ashton EATON	USA	24	Istanbul (Ataköy Arena)	9 Mar 2012	
Championship Hep. Best	CHB	8.16 Ashton EATON	USA	24	Istanbul (Ataköy Arena)	9 Mar 2012	
Area Indoor Record	AIR	National Indoor Record	NIR	Personal Best	PB	Season Best	SB

2 March 2018 10:40 START TIME

11:25 END TIME

PLACE	NAME	COUNTRY	DATE of BIRTH	ORDER	RESULT	1	2	3	POINTS	TOTAL
1	Kai KAZMIREK	GER	28 Jan 91	2	7.68 PB	7.08	7.68	7.18	980	1810
2	Kevin MAYER	FRA	10 Feb 92	11	7.55 PB	7.43	7.36	7.55	947	1883
3	Oleksiy KASYANOV	UKR	26 Aug 85	7	7.43	X	7.43	X	918	1818
4	Maicel UIBO	EST	27 Dec 92	6	7.41 PB	X	7.41	X	913	1726
5	Damian WARNER	CAN	4 Nov 89	1	7.39	7.11	7.39	X	908	1885
6	Dominik DISTELBERGER	AUT	16 Mar 90	8	7.35	6.99	7.08	7.35	898	1805
7	Ruben GADO	FRA	13 Dec 93	4	7.26	7.26	X	X	876	1762
8	Zachery ZIEMEK	USA	23 Feb 93	9	7.21 SB	7.09	6.96	7.21	864	1786
9	Eelco SINTNICOLAAS	NED	7 Apr 87	10	7.15 SB	6.94	7.01	7.15	850	1747
10	Jan DOLEŽAL	CZE	6 Jun 96	3	7.04	6.95	7.04	6.84	823	1691
11	Kurt FELIX	GRN	4 Jul 88	5	6.93	6.93	X	X	797	1606
12	Lindon VICTOR	GRN	23 Feb 93	12	5.55	X	X	5.55	492	1381





HEPTATHLON SUMMARY AFTER 2 EVENTS

RECORDS	RESULT	NAME	COUNTRY	AGE	VENUE	DATE
World Indoor Record WIR	6645	Ashton EATON	USA	24	Istanbul (Ataköy Arena)	10 Mar 2012
Championship Record CR	6645	Ashton EATON	USA	24	Istanbul (Ataköy Arena)	10 Mar 2012
World Leading WL	6071	Timothy DUCKWORTH	GBR	22	Clemson (USA)	20 Jan 2018

2-3 March 2018



PLACE	BIB	NAME	COUNTRY	POINTS	POINTS BEHIND LEADER	60 Metres	Long Jump	Shot Put	High Jump	60 Metres Hurdles	Pole Vault	1000 Metres
1		Damian WARNER	CAN	1885		6.74 977 (1)	7.39 908 (5) 1885 (1)					
2		Kevin MAYER	FRA	1883	-2	6.85 936 (2)	7.55 947 (2) 1883 (2)					
3		Oleksiy KASYANOV	UKR	1818	-67	6.95 900 (5)	7.43 918 (3) 1818 (3)					
4		Kai KAZMIREK	GER	1810	-75	7.15 830 (10)	7.68 980 (1) 1810 (4)					
5		Dominik DISTELBERGER	AUT	1805	-80	6.93 907 (4)	7.35 898 (6) 1805 (5)					
6		Zachery ZIEMEK	USA	1786	-99	6.89 922 (3)	7.21 864 (8) 1786 (6)					
7		Ruben GADO	FRA	1762	-123	6.99 886 (8)	7.26 876 (7) 1762 (7)					
8		Eelco SINTNICOLAAS	NED	1747	-138	6.96 897 (6)	7.15 850 (9) 1747 (8)					
9		Maicel UIBO	EST	1726	-159	7.20 813 (11)	7.41 913 (4) 1726 (9)					
10		Jan DOLEŽAL	CZE	1691	-194	7.04 868 (9)	7.04 823 (10) 1691 (10)					
11		Kurt FELIX	GRN	1606	-279	7.21 809 (12)	6.93 797 (11) 1606 (11)					
12		Lindon VICTOR	GRN	1381	-504	6.98 889 (7)	5.55 492 (12) 1381 (12)					



RESULTS



Shot Put Men - Heptathlon

RECORDS	RESULT	NAME	COUNTRY	AGE	VENUE	DATE	
World Hep. Indoor Best	WHIB	17.17	Aleksey DROZDOV	RUS	27	Doha (Aspire Dome) 12 Mar 2010	
Championship Hep. Best	CHB	17.17	Aleksey DROZDOV	RUS	27	Doha (Aspire Dome) 12 Mar 2010	
Area Indoor Record	AIR	National Indoor Record	NIR	Personal Best	PB	Season Best	SB

2 March 2018 11:59 START TIME

12:28 END TIME

PLACE	NAME	COUNTRY	DATE of BIRTH	ORDER	RESULT	1	2	3	POINTS	TOTAL
1	Kevin MAYER	FRA	10 Feb 92	12	15.67	X	14.49	15.67	831	2714
2	Lindon VICTOR	GRN	23 Feb 93	8	15.54 SB	X	15.54	X	823	2204
3	Damian WARNER	CAN	4 Nov 89	7	14.90 PB	14.90	X	13.89	784	2669
4	Jan DOLEŽAL	CZE	6 Jun 96	2	14.82 PB	14.17	14.82	14.16	779	2470
5	Kai KAZMIREK	GER	28 Jan 91	1	14.55 PB	X	13.54	14.55	762	2572
6	Kurt FELIX	GRN	4 Jul 88	5	14.39 SB	14.35	14.39	X	752	2358
7	Maicel UIBO	EST	27 Dec 92	10	14.30	14.30	14.01	14.19	747	2473
8	Oleksiy KASYANOV	UKR	26 Aug 85	6	14.16 SB	14.03	14.16	X	738	2556
9	Eelco SINTNICOLAAS	NED	7 Apr 87	4	14.09	14.09	14.00	14.02	734	2481
10	Ruben GADO	FRA	13 Dec 93	3	13.61 PB	13.61	13.12	13.17	704	2466
11	Zachery ZIEMEK	USA	23 Feb 93	9	13.48	12.52	13.45	13.48	697	2483
12	Dominik DISTELBERGER	AUT	16 Mar 90	11	13.04	12.46	12.21	13.04	670	2475



HEPTATHLON SUMMARY AFTER 3 EVENTS

RECORDS	RESULT	NAME	COUNTRY	AGE	VENUE	DATE
World Indoor Record WIR	6645	Ashton EATON	USA	24	Istanbul (Ataköy Arena)	10 Mar 2012
Championship Record CR	6645	Ashton EATON	USA	24	Istanbul (Ataköy Arena)	10 Mar 2012
World Leading WL	6071	Timothy DUCKWORTH	GBR	22	Clemson (USA)	20 Jan 2018

2-3 March 2018



PLACE	BIB	NAME	COUNTRY	POINTS	POINTS BEHIND LEADER	60 Metres	Long Jump	Shot Put	High Jump	60 Metres Hurdles	Pole Vault	1000 Metres
1		Kevin MAYER	FRA	2714		6.85 936 (2)	7.55 947 (2) 1883 (2)	15.67 831 (1) 2714 (1)				
2		Damian WARNER	CAN	2669	-45	6.74 977 (1)	7.39 908 (5) 1885 (1)	14.90 784 (3) 2669 (2)				
3		Kai KAZMIREK	GER	2572	-142	7.15 830 (10)	7.68 980 (1) 1810 (4)	14.55 762 (5) 2572 (3)				
4		Oleksiy KASYANOV	UKR	2556	-158	6.95 900 (5)	7.43 918 (3) 1818 (3)	14.16 738 (8) 2556 (4)				
5		Zachery ZIEMEK	USA	2483	-231	6.89 922 (3)	7.21 864 (8) 1786 (6)	13.48 697 (11) 2483 (5)				
6		Eelco SINTNICOLAAS	NED	2481	-233	6.96 897 (6)	7.15 850 (9) 1747 (8)	14.09 734 (9) 2481 (6)				
7		Dominik DISTELBERGER	AUT	2475	-239	6.93 907 (4)	7.35 898 (6) 1805 (5)	13.04 670 (12) 2475 (7)				
8		Maicel UIBO	EST	2473	-241	7.20 813 (11)	7.41 913 (4) 1726 (9)	14.30 747 (7) 2473 (8)				
9		Jan DOLEŽAL	CZE	2470	-244	7.04 868 (9)	7.04 823 (10) 1691 (10)	14.82 779 (4) 2470 (9)				
10		Ruben GADO	FRA	2466	-248	6.99 886 (8)	7.26 876 (7) 1762 (7)	13.61 704 (10) 2466 (10)				
11		Kurt FELIX	GRN	2358	-356	7.21 809 (12)	6.93 797 (11) 1606 (11)	14.39 752 (6) 2358 (11)				
12		Lindon VICTOR	GRN	2204	-510	6.98 889 (7)	5.55 492 (12) 1381 (12)	15.54 823 (2) 2204 (12)				



SUMMARY



High Jump Men - Heptathlon

RECORDS	RESULT	NAME	COUNTRY	AGE	VENUE	DATE	
World Hep. Indoor Best	WHIB	2.30 Aleksandr SHUSTOV	RUS	28	Belgorod	27 Feb 2012	
World Hep. Indoor Best	WHIB	2.30 Derek DROUIN	CAN	23	Geneva, OH	22 Feb 2013	
Championship Hep. Best	CHB	2.21 Andrei KRAUCHANKA	BLR	28	Sopot (Ergo Arena)	7 Mar 2014	
Area Indoor Record	AIR	National Indoor Record	NIR	Personal Best	PB	Season Best	SB

2 March 2018

RANK	PLACE	GROUP	BIB	NAME	COUNTRY	DATE of BIRTH	RESULT	
1	1	B		Maicel UIBO	EST	27 Dec 92	2.17	PB 963
2	1	A		Kai KAZMIREK	GER	28 Jan 91	2.05	SB 850
3	2	A		Zachery ZIEMEK	USA	23 Feb 93	2.02	822
4	3	A		Damian WARNER	CAN	4 Nov 89	2.02	PB 822
5	4	A		Kevin MAYER	FRA	10 Feb 92	2.02	SB 822
6	5	A		Oleksiy KASYANOV	UKR	26 Aug 85	2.02	SB 822
7	2	B		Jan DOLEŽAL	CZE	6 Jun 96	1.96	767
8	3	B		Ruben GADO	FRA	13 Dec 93	1.96	767
9	4	B		Dominik DISTELBERGER	AUT	16 Mar 90	1.93	740
10	6	A		Eelco SINTNICOLAAS	NED	7 Apr 87	1.90	SB 714
		B		Lindon VICTOR	GRN	23 Feb 93	NM	0
		B		Kurt FELIX	GRN	4 Jul 88	DNS	



RESULTS



High Jump Men - Heptathlon

RECORDS	RESULT	NAME	COUNTRY	AGE	VENUE	DATE			
World Hep. Indoor Best	WHIB	2.30	Aleksandr SHUSTOV	RUS	28	Belgorod 27 Feb 2012			
World Hep. Indoor Best	WHIB	2.30	Derek DROUIN	CAN	23	Geneva, OH 22 Feb 2013			
Championship Hep. Best	CHB	2.21	Andrei KRAUCHANKA	BLR	28	Sopot (Ergo Arena) 7 Mar 2014			
Area Indoor Record	AIR		National Indoor Record	NIR		Personal Best	PB	Season Best	SB

Group A

2 March 2018 19:44 START TIME

20:59 END TIME

PLACE	NAME	COUNTRY	DATE of BIRTH	ORDER	RESULT	1.81	1.84	1.87	1.90	1.93	1.96	1.99	2.02	2.05	2.08	POINTS	TOTAL
1	Kai KAZMIREK	GER	28 Jan 91	1	2.05 SB	-	-	-	-	0	-	XO	XO	XXO	XXX	850	3422
2	Zachery ZIEMEK	USA	23 Feb 93	6	2.02	-	-	-	-	-	0	0	0	XXX		822	3305
3	Damian WARNER	CAN	4 Nov 89	4	2.02 PB	-	-	-	0	0	0	0	XO	XXX		822	3491
4	Kevin MAYER	FRA	10 Feb 92	5	2.02 SB	-	-	-	-	0	-	XO	XO	XXX		822	3536
5	Oleksiy KASYANOV	UKR	26 Aug 85	3	2.02 SB	-	-	-	XO	0	0	XO	XO	XXX		822	3378
6	Eelco SINTNICOLAAS	NED	7 Apr 87	2	1.90 SB	0	-	0	0	XXX						714	3195

Group B

2 March 2018 19:46 START TIME

21:06 END TIME

PLACE	NAME	COUNTRY	DATE of BIRTH	ORDER	RESULT	1.81	1.84	1.87	1.90	1.93	1.96	1.99	2.02	2.05	2.08	2.11	POINTS	TOTAL
1	Maicel UIBO	EST	27 Dec 92	6	2.17 PB	2.14	2.17	2.20									963	3436
2	Jan DOLEŽAL	CZE	6 Jun 96	5	1.96	XXO	XO	XXX									767	3237
3	Ruben GADO	FRA	13 Dec 93	4	1.96	-	0	0	0	XO	XXO	XXX					767	3233
4	Dominik DISTELBERGER	AUT	16 Mar 90	2	1.93	-	XO	XO	0	XXO	XXX						740	3215
	Lindon VICTOR	GRN	23 Feb 93	1	NM	-	-	-	-	-	XXX						0	2204
	Kurt FELIX	GRN	4 Jul 88	3	DNS													0



HEPTATHLON SUMMARY AFTER 4 EVENTS

RECORDS	RESULT	NAME	COUNTRY	AGE	VENUE	DATE
World Indoor Record WIR	6645	Ashton EATON	USA	24	Istanbul (Ataköy Arena)	10 Mar 2012
Championship Record CR	6645	Ashton EATON	USA	24	Istanbul (Ataköy Arena)	10 Mar 2012
World Leading WL	6071	Timothy DUCKWORTH	GBR	22	Clemson (USA)	20 Jan 2018

2-3 March 2018



PLACE	BIB	NAME	COUNTRY	POINTS	POINTS BEHIND LEADER	60 Metres	Long Jump	Shot Put	High Jump	60 Metres Hurdles	Pole Vault	1000 Metres
1		Kevin MAYER	FRA	3536		6.85 936 (2)	7.55 947 (2) 1883 (2)	15.67 831 (1) 2714 (1)	2.02 822 (5) 3536 (1)			
2		Damian WARNER	CAN	3491	-45	6.74 977 (1)	7.39 908 (5) 1885 (1)	14.90 784 (3) 2669 (2)	2.02 822 (4) 3491 (2)			
3		Maicel UIBO	EST	3436	-100	7.20 813 (11)	7.41 913 (4) 1726 (9)	14.30 747 (7) 2473 (8)	2.17 963 (1) 3436 (3)			
4		Kai KAZMIREK	GER	3422	-114	7.15 830 (10)	7.68 980 (1) 1810 (4)	14.55 762 (5) 2572 (3)	2.05 850 (2) 3422 (4)			
5		Oleksiy KASYANOV	UKR	3378	-158	6.95 900 (5)	7.43 918 (3) 1818 (3)	14.16 738 (8) 2556 (4)	2.02 822 (6) 3378 (5)			
6		Zachery ZIEMEK	USA	3305	-231	6.89 922 (3)	7.21 864 (8) 1786 (6)	13.48 697 (11) 2483 (5)	2.02 822 (3) 3305 (6)			
7		Jan DOLEŽAL	CZE	3237	-299	7.04 868 (9)	7.04 823 (10) 1691 (10)	14.82 779 (4) 2470 (9)	1.96 767 (7) 3237 (7)			
8		Ruben GADO	FRA	3233	-303	6.99 886 (8)	7.26 876 (7) 1762 (7)	13.61 704 (10) 2466 (10)	1.96 767 (8) 3233 (8)			
9		Dominik DISTELBERGER	AUT	3215	-321	6.93 907 (4)	7.35 898 (6) 1805 (5)	13.04 670 (12) 2475 (7)	1.93 740 (9) 3215 (9)			
10		Eelco SINTNICOLAAS	NED	3195	-341	6.96 897 (6)	7.15 850 (9) 1747 (8)	14.09 734 (9) 2481 (6)	1.90 714 (10) 3195 (10)			
11		Lindon VICTOR	GRN	2204	-1332	6.98 889 (7)	5.55 492 (12) 1381 (12)	15.54 823 (2) 2204 (12)	NM 0 2204 (11)			
		Kurt FELIX	GRN	DNF		7.21 809 (12)	6.93 797 (11) 1606 (11)	14.39 752 (6) 2358 (11)	DNS			





RESULTS



Long Jump Men - Heptathlon

RECORDS	RESULT	NAME	COUNTRY	AGE	VENUE	DATE	
World Hep. Indoor Best	WHIB	8.16 Ashton EATON	USA	24	Istanbul (Ataköy Arena)	9 Mar 2012	
Championship Hep. Best	CHB	8.16 Ashton EATON	USA	24	Istanbul (Ataköy Arena)	9 Mar 2012	
Area Indoor Record	AIR	National Indoor Record	NIR	Personal Best	PB	Season Best	SB

2 March 2018 10:40 START TIME

11:25 END TIME

PLACE	NAME	COUNTRY	DATE of BIRTH	ORDER	RESULT	1	2	3	POINTS	TOTAL
1	Kai KAZMIREK	GER	28 Jan 91	2	7.68 PB	7.08	7.68	7.18	980	1810
2	Kevin MAYER	FRA	10 Feb 92	11	7.55 PB	7.43	7.36	7.55	947	1883
3	Oleksiy KASYANOV	UKR	26 Aug 85	7	7.43	X	7.43	X	918	1818
4	Maicel UIBO	EST	27 Dec 92	6	7.41 PB	X	7.41	X	913	1726
5	Damian WARNER	CAN	4 Nov 89	1	7.39	7.11	7.39	X	908	1885
6	Dominik DISTELBERGER	AUT	16 Mar 90	8	7.35	6.99	7.08	7.35	898	1805
7	Ruben GADO	FRA	13 Dec 93	4	7.26	7.26	X	X	876	1762
8	Zachery ZIEMEK	USA	23 Feb 93	9	7.21 SB	7.09	6.96	7.21	864	1786
9	Eelco SINTNICOLAAS	NED	7 Apr 87	10	7.15 SB	6.94	7.01	7.15	850	1747
10	Jan DOLEŽAL	CZE	6 Jun 96	3	7.04	6.95	7.04	6.84	823	1691
11	Kurt FELIX	GRN	4 Jul 88	5	6.93	6.93	X	X	797	1606
12	Lindon VICTOR	GRN	23 Feb 93	12	5.55	X	X	5.55	492	1381



RESULTS



60 Metres Women - Final

RECORDS	RESULT	NAME	COUNTRY	AGE	VENUE	DATE
World Indoor Record WIR	6.92	Irina PRIVALOVA	RUS	25	Madrid	11 Feb 1993
World Indoor Record WIR	6.92	Irina PRIVALOVA	RUS	27	Madrid	9 Feb 1995
Championship Record CR	6.95	Gail DEVERS	USA	27	Toronto (The Sky Dome)	12 Mar 1993
World Leading WL	6.97	Murielle AHOURE	CIV	31	Birmingham	2 Mar 2018
Area Indoor Record AIR	National Indoor Record NIR	Personal Best PB	Season Best SB			

2 March 2018 21:42 START TIME

PLACE	NAME	COUNTRY	DATE OF BIRTH	LANE	RESULT	REACTION	Fn
1	Murielle AHOURE	CIV	23 Aug 87	4	6.97	WL	0.162
2	Marie-Josée TA LOU	CIV	18 Nov 88	6	7.05 (.043)	PB	0.170
3	Mujinga KAMBUNDJI	SUI	17 Jun 92	5	7.05 (.048)		0.160
4	Elaine THOMPSON	JAM	28 Jun 92	3	7.08		0.174
5	Dafne SCHIPPERS	NED	15 Jun 92	2	7.10		0.170
6	Michelle-Lee AHYE	TTO	10 Apr 92	7	7.13	SB	0.138
7	Carolle ZAHI	FRA	12 Jun 94	1	7.19		0.157
8	Remona BURCHELL	JAM	15 Sep 91	8	7.50		0.169

ALL-TIME INDOOR TOP LIST				SEASON INDOOR TOP LIST			
RESULT	NAME	VENUE	DATE	RESULT	NAME	VENUE	2018
6.92	Irina PRIVALOVA (RUS)	Madrid	11 Feb 93	6.97	Murielle AHOURE (CIV)	Birmingham	2 Mar
6.95	Gail DEVERS (USA)	Toronto (The Sky Dome)	12 Mar 93	7.02	Javianne OLIVER (USA)	Albuquerque (USA)	18 Feb
6.95	Marion JONES (USA)	Maebashi	7 Mar 98	7.03	Mujinga KAMBUNDJI (SUI)	Magglingen (SUI)	17 Feb
6.96	Merlene OTTEY (JAM)	Madrid	14 Feb 92	7.05	Marie-Josée TA LOU (CIV)	Birmingham	2 Mar
6.96	Ekateríni THÁNOU (GRE)	Maebashi (Green Dome)	7 Mar 99	7.06	Tatiana PINTO (GER)	Dortmund (GER)	17 Feb
6.97	LaVerne JONES-FERRETTE (ISV)	Stgart (Schleyer Halle)	6 Feb 10	7.07	Elaine THOMPSON (JAM)	Birmingham	2 Mar
6.97	Murielle AHOURE (CIV)	Birmingham	2 Mar 18	7.08	Mikiah BRISCO (USA)	Albuquerque (USA)	3 Feb
6.98	Shelly-Ann FRASER-PRYCE (JAM)	Sopot (Ergo Arena)	9 Mar 14	7.08	Dina ASHER-SMITH (GBR)	Glasgow (GBR)	25 Feb
6.98	Elaine THOMPSON (JAM)	Birmingham (BarclayCard), GBR	18 Feb 17	7.09	Carina HORN (RSA)	Metz (FRA)	11 Feb
7.00	Nelli COOMAN (NED)	Madrid	23 Feb 86	7.09	Dafne SCHIPPERS (NED)	Apeldoorn (NED)	17 Feb
7.00	Veronica CAMPBELL-BROWN (JAM)	Maebashi (Aspire Dome)	14 Mar 10				
7.00	Dafne SCHIPPERS (NED)	Berlin (Mercedes-Benz Arena)	13 Feb 16				
7.00	Barbara PIERRE (USA)	Portland (Oregon Convention Center), OR	12 Mar 16				



RESULT PROGRESSION

60 Metres Women - Final



RECORDS	RESULT	NAME	COUNTRY	AGE	VENUE	DATE
World Indoor Record WIR	6.92	Irina PRIVALOVA	RUS	25	Madrid	11 Feb 1993
World Indoor Record WIR	6.92	Irina PRIVALOVA	RUS	27	Madrid	9 Feb 1995
Championship Record CR	6.95	Gail DEVERS	USA	27	Toronto (The Sky Dome)	12 Mar 1993
World Leading WL	6.97	Murielle AHOURE	CIV	31	Birmingham	2 Mar 2018
Area Indoor Record AIR		National Indoor Record NIR		Personal Best PB		Season Best SB

2 March 2018

RANK	BIB	NAME	COUNTRY	DATE of BIRTH	PHASE	HEAT	LANE	PLACE	RESULT
1		Murielle AHOURE	CIV	23 Aug 87	Final	1	4	1	6.97 WL
					Semi-Final	1	3	1	7.01 Q WL
					Round 1	5	8	2	7.12 Q
3		Mujinga KAMBUNDJI	SUI	17 Jun 92	Final	1	5	3	7.05
					Semi-Final	3	3	6	7.10 Q
					Round 1	4	4	3	7.15 Q
2		Marie-Josée TA LOU	CIV	18 Nov 88	Final	1	6	2	7.05 PB
					Semi-Final	2	5	3	7.08 Q
					Round 1	2	5	4	7.17 Q
4		Elaine THOMPSON	JAM	28 Jun 92	Final	1	3	4	7.08
					Semi-Final	1	6	2	7.07 Q SB
					Round 1	2	2	9	7.20 Q
5		Dafne SCHIPPERS	NED	15 Jun 92	Final	1	2	5	7.10
					Semi-Final	1	5	4	7.09 q SB
					Round 1	3	3	7	7.19 Q
6		Michelle-Lee AHYE	TTO	10 Apr 92	Final	1	7	6	7.13 SB
					Semi-Final	2	6	8	7.15 Q SB
					Round 1	1	5	12	7.23 Q
7		Carolle ZAH	FRA	12 Jun 94	Final	1	1	7	7.19
					Semi-Final	3	6	10	7.17 Q
					Round 1	4	5	1	7.11 Q PB
8		Remona BURCHELL	JAM	15 Sep 91	Final	1	8	8	7.50
					Semi-Final	2	4	8	7.15 Q
					Round 1	6	2	7	7.19 Q

ALL-TIME INDOOR TOP LIST				SEASON INDOOR TOP LIST			
RESULT	NAME	VENUE	DATE	RESULT	NAME	VENUE	2018
6.92	Irina PRIVALOVA (RUS)	Madrid	11 Feb 93	6.97	Murielle AHOURE (CIV)	Birmingham	2 Mar
6.95	Gail DEVERS (USA)	Toronto (The Sky Dome)	12 Mar 93	7.02	Javianne OLIVER (USA)	Albuquerque (USA)	18 Feb
6.95	Marion JONES (USA)	Maebashi	7 Mar 98	7.03	Mujinga KAMBUNDJI (SUI)	Magglingen (SUI)	17 Feb
6.96	Merlene OTTEY (JAM)	Madrid	14 Feb 92	7.05	Marie-Josée TA LOU (CIV)	Birmingham	2 Mar
6.96	Ekateríni THÁNOU (GRE)	Maebashi (Green Dome)	7 Mar 99	7.06	Tatjana PINTO (GER)	Dortmund (GER)	17 Feb
6.97	LaVerne JONES-FERRETTE (ISV)	ttgart (Schleyer Halle)	6 Feb 10	7.07	Elaine THOMPSON (JAM)	Birmingham	2 Mar
6.97	Murielle AHOURE (CIV)	Birmingham	2 Mar 18	7.08	Mikiah BRISCO (USA)	Albuquerque (USA)	3 Feb
6.98	Shelly-Ann FRASER-PRYCE (JAM)	Sopot (Ergo Arena)	9 Mar 14	7.08	Dina ASHER-SMITH (GBR)	Glasgow (GBR)	25 Feb
6.98	Elaine THOMPSON (JAM)	Birmingham (BarclayCard), GBR	18 Feb 17	7.09	Carina HORN (RSA)	Metz (FRA)	11 Feb
7.00	Nelli COOMAN (NED)	Madrid	23 Feb 86	7.09	Dafne SCHIPPERS (NED)	Apeldoorn (NED)	17 Feb
7.00	Veronica CAMPBELL-BROWN (JAM)	oha (Aspire Dome)	14 Mar 10				
7.00	Dafne SCHIPPERS (NED)	Berlin (Mercedes-Benz Arena)	13 Feb 16				
7.00	Barbara PIERRE (USA)	d (Oregon Convention Center), OR	12 Mar 16				



SUMMARY



60 Metres Women - Semi-Final

First 2 in each heat (Q) and the next 2 fastest (q) advance to the Final

RECORDS	RESULT	NAME	COUNTRY	AGE	VENUE	DATE
World Indoor Record WIR	6.92	Irina PRIVALOVA	RUS	25	Madrid	11 Feb 1993
World Indoor Record WIR	6.92	Irina PRIVALOVA	RUS	27	Madrid	9 Feb 1995
Championship Record CR	6.95	Gail DEVERS	USA	27	Toronto (The Sky Dome)	12 Mar 1993
World Leading WL	7.01	Murielle AHOURE	CIV	31	Birmingham	2 Mar 2018
Area Indoor Record AIR		National Indoor Record NIR		Personal Best PB		Season Best SB

2 March 2018

RANK	PLACE	HEAT	LANE	BIB	NAME	COUNTRY	DATE of BIRTH	RESULT	
1	1	1	3		Murielle AHOURE	CIV	23 Aug 87	7.01	Q WL
2	2	1	6		Elaine THOMPSON	JAM	28 Jun 92	7.07	Q SB
3	1	2	5		Marie-Josée TA LOU	CIV	18 Nov 88	7.08	Q
4	3	1	5		Dafne SCHIPPERS	NED	15 Jun 92	7.09	q SB
5	4	1	8		Javianne OLIVER	USA	26 Dec 94	7.10 (.092)	
6	1	3	3		Mujinga KAMBUNDJI	SUI	17 Jun 92	7.10 (.094)	Q
7	5	1	4		Asha PHILIP	GBR	25 Oct 90	7.13	
8	2	2	6		Michelle-Lee AHYE	TTO	10 Apr 92	7.15 (.145)	Q SB
8	2	2	4		Remona BURCHELL	JAM	15 Sep 91	7.15 (.145)	Q
10	2	3	6		Carolle ZAH	FRA	12 Jun 94	7.17	Q
11	3	3	4		Carina HORN	RSA	9 Mar 89	7.18 (.171)	
12	4	2	3		Tatjana PINTO	GER	2 Jul 92	7.18 (.172)	
13	4	3	5		Ezinne OKPARAEBO	NOR	3 Mar 88	7.19	
14	6	1	2		Kelly-Ann BAPTISTE	TTO	14 Oct 86	7.21	SB
15	5	3	8		Anna KIELBASINSKA	POL	26 Jun 90	7.23	PB
16	5	2	8		Ewa SWOBODA	POL	26 Jul 97	7.25	
17	6	3	1		Bianca WILLIAMS	GBR	18 Dec 93	7.26	PB
18	6	2	1		Crystal EMMANUEL	CAN	27 Nov 91	7.27	
19	7	2	7		Destiny CARTER	USA	9 Oct 92	7.28	
20	7	3	2		Anna BONGIORNI	ITA	15 Sep 93	7.30 (.294)	
21	7	1	7		Xiaojing LIANG	CHN	7 Apr 97	7.30 (.300)	
22	8	2	2		Klára SEIDLOVÁ	CZE	10 Mar 94	7.35	
23	8	1	1		Ajla DEL PONTE	SUI	15 Jul 96	7.40	
		3	7		Gayon EVANS	JAM	15 Jan 90	DNS	

ALL-TIME INDOOR TOP LIST				SEASON INDOOR TOP LIST			
RESULT	NAME	VENUE	DATE	RESULT	NAME	VENUE	2018
6.92	Irina PRIVALOVA (RUS)	Madrid	11 Feb 93	7.01	Murielle AHOURE (CIV)	Birmingham	2 Mar
6.95	Gail DEVERS (USA)	Toronto (The Sky Dome)	12 Mar 93	7.02	Javianne OLIVER (USA)	Albuquerque (USA)	18 Feb
6.95	Marion JONES (USA)	Maebashi	7 Mar 98	7.03	Mujinga KAMBUNDJI (SUI)	Magglingen (SUI)	17 Feb
6.96	Merlene OTTEY (JAM)	Madrid	14 Feb 92	7.06	Tatjana PINTO (GER)	Dortmund (GER)	17 Feb
6.96	Ekateríni THÁNOU (GRE)	Maebashi (Green Dome)	7 Mar 99	7.07	Marie-Josée TA LOU (CIV)	Metz (FRA)	11 Feb
6.97	LaVerne JONES-FERRETTE (ISV)	ttgart (Schleyer Halle)	6 Feb 10	7.07	Elaine THOMPSON (JAM)	Birmingham	2 Mar
6.98	Shelly-Ann FRASER-PRYCE (JAM)	Sopot (Ergo Arena)	9 Mar 14	7.08	Mikiah BRISCO (USA)	Albuquerque (USA)	3 Feb
6.98	Elaine THOMPSON (JAM)	irmingham (BarclayCard)	18 Feb 17	7.08	Dina ASHER-SMITH (GBR)	Glasgow (GBR)	25 Feb
6.99	Murielle AHOURE (CIV)	Birmingham (NIA)	16 Feb 13	7.09	Carina HORN (RSA)	Metz (FRA)	11 Feb
7.00	Nelli COOMAN (NED)	Madrid	23 Feb 86	7.09	Dafne SCHIPPERS (NED)	Apeldoorn (NED)	17 Feb
7.00	Veronica CAMPBELL-BROWN (JAM)	aha (Aspire Dome)	14 Mar 10				
7.00	Dafne THOMPSON (NED)	Berlin (Mercedes-Benz Arena)	13 Feb 16				
7.00	Barbara PIERRE (USA)	d (Oregon Convention Center), OR	12 Mar 16				



RESULTS



60 Metres Women - Semi-Final

First 2 in each heat (Q) and the next 2 fastest (q) advance to the Final

RECORDS	RESULT	NAME	COUNTRY	AGE	VENUE	DATE		
World Indoor Record	WIR	6.92	Irina PRIVALOVA	RUS	25	Madrid 11 Feb 1993		
World Indoor Record	WIR	6.92	Irina PRIVALOVA	RUS	27	Madrid 9 Feb 1995		
Championship Record	CR	6.95	Gail DEVERS	USA	27	Toronto (The Sky Dome) 12 Mar 1993		
World Leading	WL	7.01	Murielle AHOURE	CIV	31	Birmingham 2 Mar 2018		
Area Indoor Record	AIR		National Indoor Record	NIR	Personal Best	PB	Season Best	SB

Heat 1

3

2 March 2018 18:50 START TIME

PLACE	NAME	COUNTRY	DATE OF BIRTH	LANE	RESULT	REACTION	F _n
1	Murielle AHOURE	CIV	23 Aug 87	3	7.01	Q WL 0.144	
2	Elaine THOMPSON	JAM	28 Jun 92	6	7.07	Q SB 0.175	
3	Dafne SCHIPPERS	NED	15 Jun 92	5	7.09	q SB 0.148	
4	Javianne OLIVER	USA	26 Dec 94	8	7.10 (.092)	0.149	
5	Asha PHILIP	GBR	25 Oct 90	4	7.13	0.135	
6	Kelly-Ann BAPTISTE	TTO	14 Oct 86	2	7.21	SB 0.118	
7	Xiaojing LIANG	CHN	7 Apr 97	7	7.30 (.300)	0.140	
8	Ajla DEL PONTE	SUI	15 Jul 96	1	7.40	0.171	

Heat 2

3

2 March 2018 18:57 START TIME

PLACE	NAME	COUNTRY	DATE OF BIRTH	LANE	RESULT	REACTION	F _n
1	Marie-Josée TA LOU	CIV	18 Nov 88	5	7.08	Q 0.171	
2	Michelle-Lee AHYE	TTO	10 Apr 92	6	7.15 (.145)	Q SB 0.150	
2	Remona BURCHELL	JAM	15 Sep 91	4	7.15 (.145)	Q 0.162	
4	Tatjana PINTO	GER	2 Jul 92	3	7.18 (.172)	0.144	
5	Ewa SWOBODA	POL	26 Jul 97	8	7.25	0.181	
6	Crystal EMMANUEL	CAN	27 Nov 91	1	7.27	0.168	
7	Destiny CARTER	USA	9 Oct 92	7	7.28	0.148	
8	Klára SEIDLOVÁ	CZE	10 Mar 94	2	7.35	0.242	

Heat 3

3

2 March 2018 19:04 START TIME

PLACE	NAME	COUNTRY	DATE OF BIRTH	LANE	RESULT	REACTION	F _n
1	Mujinga KAMBUNDJI	SUI	17 Jun 92	3	7.10 (.094)	Q 0.141	
2	Carolle ZAHI	FRA	12 Jun 94	6	7.17	Q 0.157	
3	Carina HORN	RSA	9 Mar 89	4	7.18 (.171)	0.158	
4	Ezinne OKPARAEOBO	NOR	3 Mar 88	5	7.19	0.149	
5	Anna KIELBASINSKA	POL	26 Jun 90	8	7.23	PB 0.140	
6	Bianca WILLIAMS	GBR	18 Dec 93	1	7.26	PB 0.223	
7	Anna BONGIORNI	ITA	15 Sep 93	2	7.30 (.294)	0.146	
	Gayon EVANS	JAM	15 Jan 90	7	DNS		



RESULTS
60 Metres Women - Semi-Final

ALL-TIME INDOOR TOP LIST				SEASON INDOOR TOP LIST			
RESULT	NAME	VENUE	DATE	RESULT	NAME	VENUE	2018
6.92	Irina PRIVALOVA (RUS)	Madrid	11 Feb 93	7.01	Murielle AHOURE (CIV)	Birmingham	2 Mar
6.95	Gail DEVERS (USA)	Toronto (The Sky Dome)	12 Mar 93	7.02	Javianne OLIVER (USA)	Albuquerque (USA)	18 Feb
6.95	Marion JONES (USA)	Maebashi	7 Mar 98	7.03	Mujinga KAMBUNDJI (SUI)	Maglingen (SUI)	17 Feb
6.96	Mertene OTTEY (JAM)	Madrid	14 Feb 92	7.06	Tatjana PINTO (GER)	Dortmund (GER)	17 Feb
6.96	Ekateríni THÁNOU (GRE)	Maebashi (Green Dome)	7 Mar 99	7.07	Marie-Josée TA LOU (CIV)	Metz (FRA)	11 Feb
6.97	LaVerne JONES-FERRETTE (ISV)	ttgart (Schleyer Halle)	6 Feb 10	7.07	Elaine THOMPSON (JAM)	Birmingham	2 Mar
6.98	Shelly-Ann FRASER-PRYCE (JAM)	Sopot (Ergo Arena)	9 Mar 14	7.08	Mikiah BRISCO (USA)	Albuquerque (USA)	3 Feb
6.98	Elaine THOMPSON (JAM)	Birmingham (BarclayCard)	18 Feb 17	7.08	Dina ASHER-SMITH (GBR)	Glasgow (GBR)	25 Feb
6.99	Murielle AHOURE (CIV)	Birmingham (NIA)	16 Feb 13	7.09	Carina HORN (RSA)	Metz (FRA)	11 Feb
7.00	Nelli COOMAN (NED)	Madrid	23 Feb 86	7.09	Dafne SCHIPPERS (NED)	Apeldoorn (NED)	17 Feb
7.00	Veronica CAMPBELL-BROWN (JAM)	oha (Aspire Dome)	14 Mar 10				
7.00	Dafne SCHIPPERS (NED)	Berlin (Mercedes-Benz Arena)	13 Feb 16				
7.00	Barbara PIERRE (USA)	d (Oregon Convention Center), OR	12 Mar 16				



SUMMARY



60 Metres Women - Round 1

First 3 in each heat (Q) and the next 6 fastest (q) advance to the Semi-Finals

RECORDS	RESULT	NAME	COUNTRY	AGE	VENUE	DATE
World Indoor Record WIR	6.92	Irina PRIVALOVA	RUS	25	Madrid	11 Feb 1993
World Indoor Record WIR	6.92	Irina PRIVALOVA	RUS	27	Madrid	9 Feb 1995
Championship Record CR	6.95	Gail DEVERS	USA	27	Toronto (The Sky Dome)	12 Mar 1993
World Leading WL	7.02	Javianne OLIVER	USA	24	Albuquerque (USA)	18 Feb 2018
Area Indoor Record AIR		National Indoor Record NIR		Personal Best PB		Season Best SB

2 March 2018

RANK	PLACE	HEAT	LANE	BIB	NAME	COUNTRY	DATE of BIRTH	RESULT	
1	1	4	5		Carolle ZAHl	FRA	12 Jun 94	7.11	Q PB
2	1	5	8		Murielle AHOURÉ	CIV	23 Aug 87	7.12	Q
3	2	4	4		Mujinga KAMBUNDJI	SUI	17 Jun 92	7.15	Q
4	1	2	5		Marie-Josée TA LOU	CIV	18 Nov 88	7.17	Q
5	2	5	5		Asha PHILIP	GBR	25 Oct 90	7.18 (.173)	Q
6	1	6	4		Tatjana PINTO	GER	2 Jul 92	7.18 (.177)	Q
7	1	3	3		Dafne SCHIPPERS	NED	15 Jun 92	7.19 (.190)	Q
7	2	6	2		Remona BURCHELL	JAM	15 Sep 91	7.19 (.190)	Q
9	2	2	2		Elaine THOMPSON	JAM	28 Jun 92	7.20	Q
10	1	1	8		Ezinne OKPARAEO	NOR	3 Mar 88	7.22	Q
11	3	2	4		Anna KIELBASINSKA	POL	26 Jun 90	7.23 (.224)	Q PB
12	2	1	5		Michelle-Lee AHYE	TTO	10 Apr 92	7.23 (.226)	Q
13	2	3	8		Carina HORN	RSA	9 Mar 89	7.23 (.228)	Q
14	3	3	5		Xiaojing LIANG	CHN	7 Apr 97	7.24 (.233)	Q
15	3	6	1		Ewa SWOBODA	POL	26 Jul 97	7.24 (.234)	Q
16	4	6	3		Anna BONGIORNI	ITA	15 Sep 93	7.24 (.237)	q PB
17	3	5	1		Destiny CARTER	USA	9 Oct 92	7.24 (.239)	Q
18	5	6	5		Kelly-Ann BAPTISTE	TTO	14 Oct 86	7.25	q SB
19	4	3	4		Crystal EMMANUEL	CAN	27 Nov 91	7.26	q SB
20	3	1	3		Javianne OLIVER	USA	26 Dec 94	7.29	Q
21	5	3	7		Klára SEIDLOVÁ	CZE	10 Mar 94	7.30	q
22	4	1	2		Bianca WILLIAMS	GBR	18 Dec 93	7.31 (.302)	q
23	4	5	3		Ajla DEL PONTE	SUI	15 Jul 96	7.31 (.306)	q
24	4	2	6		Rosângela SANTOS	BRA	20 Dec 90	7.32	
25	3	4	6		Gayon EVANS	JAM	15 Jan 90	7.33	Q
26	4	4	8		Jamile SAMUEL	NED	24 Apr 92	7.34 (.332)	
27	5	4	3		Hrystyna STUY	UKR	3 Feb 88	7.34 (.337)	
28	5	2	1		Amy FOSTER	IRL	2 Oct 88	7.35 (.342)	
29	5	1	4		Yongli WEI	CHN	11 Oct 91	7.35 (.348)	
30	6	6	6		Andrea PURICA	VEN	21 Nov 95	7.36	
31	6	1	6		Krystsina TSIMANOUSKAYA	BLR	19 Nov 96	7.37	
32	6	2	3		Isidora JIMÉNEZ	CHI	10 Aug 93	7.38	
33	5	5	7		Vitoria Cristina ROSA	BRA	12 Jan 96	7.39 (.387)	
34	6	3	1		Lorène Dorcas BAZOLO	POR	4 May 83	7.39 (.389)	
35	6	5	2		Rafailía SPANOUDÁKI-HATZIRÍGA	GRE	7 Jun 94	7.40	
36	7	5	4		Mathilde U. KRAMER	DEN	15 Mar 93	7.43	PB
37	7	1	7		Ciara NEVILLE	IRL	14 Oct 99	7.47	
38	7	6	7		Flings OWUSU-AGYAPONG	GHA	16 Oct 88	7.49	
39	6	4	7		Tahesia HARRIGAN-SCOTT	IVB	15 Feb 82	7.50	
40	7	2	7		Jolene JACOBS	NAM	24 Mar 92	7.67	

SUMMARY
60 Metres Women - Round 1

2 March 2018

RANK	PLACE	HEAT	LANE	BIB	NAME	COUNTRY	DATE of BIRTH	RESULT
41	7	4	1		Yasmin KWADWO	GER	9 Nov 90	7.68
42	7	3	6		Im Lan LOI	MAC	6 Feb 98	7.69 NIR
43	8	2	8		Mazoon AL ALAWI	OMA	14 Nov 97	7.78 NIR
44	8	3	2		Cristina LLOVERA	AND	1 Oct 96	7.84
45	8	5	6		Patricia TAEA	COK	25 May 93	7.90 NIR
46	8	4	2		Kendi Marisela ROSALES MADRID	HON	3 Apr 90	8.18 PB
47	8	6	8		Zarinae SAPONG	NMI	27 Jan 98	8.54 PB

ALL-TIME INDOOR TOP LIST				SEASON INDOOR TOP LIST			
RESULT	NAME	VENUE	DATE	RESULT	NAME	VENUE	2018
6.92	Irina PRIVALOVA (RUS)	Madrid	11 Feb 93	7.02	Javianne OLIVER (USA)	Albuquerque (USA)	18 Feb
6.95	Gail DEVERS (USA)	Toronto (The Sky Dome)	12 Mar 93	7.03	Mujinga KAMBUNDJI (SUI)	Maglingen (SUI)	17 Feb
6.95	Marion JONES (USA)	Maebashi	7 Mar 98	7.06	Tatjana PINTO (GER)	Dortmund (GER)	17 Feb
6.96	Merlene OTTEY (JAM)	Madrid	14 Feb 92	7.07	Murielle AHOURÉ (CIV)	Houston (USA)	27 Jan
6.96	Ekateríni THÁNOU (GRE)	Maebashi (Green Dome)	7 Mar 99	7.07	Marie-Josée TA LOU (CIV)	Metz (FRA)	11 Feb
6.97	LaVerne JONES-FERRETTE (ISV)	ttgart (Schleyer Halle)	6 Feb 10	7.08	Mikiah BRISCO (USA)	Albuquerque (USA)	3 Feb
6.98	Shelly-Ann FRASER-PRYCE (JAM)	Sopot (Ergo Arena)	9 Mar 14	7.08	Dina ASHER-SMITH (GBR)	Glasgow (GBR)	25 Feb
6.98	Elaine THOMPSON (JAM)	Birmingham (BarclayCard), GBR	18 Feb 17	7.09	Carina HORN (RSA)	Metz (FRA)	11 Feb
6.99	Murielle AHOURÉ (CIV)	Birmingham (NIA), GBR	16 Feb 13	7.09	Dafne SCHIPPERS (NED)	Apeldoorn (NED)	17 Feb
7.00	Nelli COOMAN (NED)	Madrid	23 Feb 86	7.11	Gina LÜCKENKEMPER (GER)	Dortmund (GER)	21 Jan
7.00	Veronica CAMPBELL-BROWN (JAM)	oha (Aspire Dome)	14 Mar 10	7.11	Carolle ZAHI (FRA)	Birmingham	2 Mar
7.00	Dafne SCHIPPERS (NED)	Berlin (Mercedes-Benz Arena)	13 Feb 16				
7.00	Barbara PIERRE (USA)	d (Oregon Convention Center), OR	12 Mar 16				



RESULTS



60 Metres Women - Round 1

First 3 in each heat (Q) and the next 6 fastest (q) advance to the Semi-Finals

RECORDS	RESULT	NAME	COUNTRY	AGE	VENUE	DATE		
World Indoor Record	WIR	6.92	Irina PRIVALOVA	RUS	25	Madrid 11 Feb 1993		
World Indoor Record	WIR	6.92	Irina PRIVALOVA	RUS	27	Madrid 9 Feb 1995		
Championship Record	CR	6.95	Gail DEVERS	USA	27	Toronto (The Sky Dome) 12 Mar 1993		
World Leading	WL	7.02	Javianne OLIVER	USA	24	Albuquerque (USA) 18 Feb 2018		
Area Indoor Record	AIR		National Indoor Record	NIR	Personal Best	PB	Season Best	SB

Heat 1

6

2 March 2018 10:35 START TIME

PLACE	NAME	COUNTRY	DATE OF BIRTH	LANE	RESULT	REACTION	Fn
1	Ezinne OKPARAEBU	NOR	3 Mar 88	8	7.22	Q 0.156	
2	Michelle-Lee AHYE	TTO	10 Apr 92	5	7.23 (.226)	Q 0.168	
3	Javianne OLIVER	USA	26 Dec 94	3	7.29	Q 0.288	
4	Bianca WILLIAMS	GBR	18 Dec 93	2	7.31 (.302)	q 0.180	
5	Yongli WEI	CHN	11 Oct 91	4	7.35 (.348)	0.169	
6	Krystsina TSIMANOUSKAYA	BLR	19 Nov 96	6	7.37	0.155	
7	Ciara NEVILLE	IRL	14 Oct 99	7	7.47	0.140	

Heat 2

6

2 March 2018 10:42 START TIME

PLACE	NAME	COUNTRY	DATE OF BIRTH	LANE	RESULT	REACTION	Fn
1	Marie-Josée TA LOU	CIV	18 Nov 88	5	7.17	Q 0.190	
2	Elaine THOMPSON	JAM	28 Jun 92	2	7.20	Q 0.169	
3	Anna KIELBASINSKA	POL	26 Jun 90	4	7.23 (.224)	Q PB 0.150	
4	Rosângela SANTOS	BRA	20 Dec 90	6	7.32	0.166	
5	Amy FOSTER	IRL	2 Oct 88	1	7.35 (.342)	0.149	
6	Isidora JIMÉNEZ	CHI	10 Aug 93	3	7.38	0.167	
7	Jolene JACOBS	NAM	24 Mar 92	7	7.67	0.133	
8	Mazoon AL ALAWI	OMA	14 Nov 97	8	7.78	NIR 0.206	

Heat 3

6

2 March 2018 10:49 START TIME

PLACE	NAME	COUNTRY	DATE OF BIRTH	LANE	RESULT	REACTION	Fn
1	Dafne SCHIPPERS	NED	15 Jun 92	3	7.19 (.190)	Q 0.160	
2	Carina HORN	RSA	9 Mar 89	8	7.23 (.228)	Q 0.164	
3	Xiaojing LIANG	CHN	7 Apr 97	5	7.24 (.233)	Q 0.167	
4	Crystal EMMANUEL	CAN	27 Nov 91	4	7.26	q SB 0.162	
5	Klára SEIDLOVÁ	CZE	10 Mar 94	7	7.30	q 0.146	
6	Lorène Dorcas BAZOLO	POR	4 May 83	1	7.39 (.389)	0.188	
7	Im Lan LOI	MAC	6 Feb 98	6	7.69	NIR 0.174	
8	Cristina LLOVERA	AND	1 Oct 96	2	7.84	0.215	

Heat 4

6

2 March 2018 10:56 START TIME

PLACE	NAME	COUNTRY	DATE OF BIRTH	LANE	RESULT	REACTION	Fn
1	Carolle ZAHI	FRA	12 Jun 94	5	7.11	Q PB 0.154	
2	Mujinga KAMBUNDJI	SUI	17 Jun 92	4	7.15	Q 0.176	
3	Gayon EVANS	JAM	15 Jan 90	6	7.33	Q 0.160	
4	Jamile SAMUEL	NED	24 Apr 92	8	7.34 (.332)	0.152	
5	Hrystyna STUY	UKR	3 Feb 88	3	7.34 (.337)	0.162	
6	Tahesia HARRIGAN-SCOTT	IVB	15 Feb 82	7	7.50	0.175	
7	Yasmin KWADWO	GER	9 Nov 90	1	7.68	0.180	
8	Kendi Marisela ROSALES MADRID	HON	3 Apr 90	2	8.18	PB 0.283	

RESULTS
60 Metres Women - Round 1

Heat 5

6

2 March 2018 11:03 START TIME

PLACE	NAME	COUNTRY	DATE OF BIRTH	LANE	RESULT	REACTION	Fn
1	Murielle AHOURE	CIV	23 Aug 87	8	7.12	Q	0.161
2	Asha PHILIP	GBR	25 Oct 90	5	7.18 (.173)	Q	0.133
3	Destiny CARTER	USA	9 Oct 92	1	7.24 (.239)	Q	0.152
4	Ajla DEL PONTE	SUI	15 Jul 96	3	7.31 (.306)	q	0.126
5	Vitoria Cristina ROSA	BRA	12 Jan 96	7	7.39 (.387)		0.176
6	Rafailia SPANOUDAKI-HATZIRIGA	GRE	7 Jun 94	2	7.40		0.184
7	Mathilde U. KRAMER	DEN	15 Mar 93	4	7.43	PB	0.193
8	Patricia TAEA	COK	25 May 93	6	7.90	NIR	0.156

Heat 6

6

2 March 2018 11:10 START TIME

PLACE	NAME	COUNTRY	DATE OF BIRTH	LANE	RESULT	REACTION	Fn
1	Tatjana PINTO	GER	2 Jul 92	4	7.18 (.177)	Q	0.177
2	Remona BURCHELL	JAM	15 Sep 91	2	7.19 (.190)	Q	0.181
3	Ewa SWOBODA	POL	26 Jul 97	1	7.24 (.234)	Q	0.169
4	Anna BONGIORNI	ITA	15 Sep 93	3	7.24 (.237)	q PB	0.132
5	Kelly-Ann BAPTISTE	TTO	14 Oct 86	5	7.25	q SB	0.148
6	Andrea PURICA	VEN	21 Nov 95	6	7.36		0.157
7	Flings OWUSU-AGYAPONG	GHA	16 Oct 88	7	7.49		0.136
8	Zarinae SAPONG	NMI	27 Jan 98	8	8.54	PB	0.218

ALL-TIME INDOOR TOP LIST

RESULT	NAME	VENUE	DATE
6.92	Irina PRIVALOVA (RUS)	Madrid	11 Feb 93
6.95	Gail DEVERS (USA)	Toronto (The Sky Dome)	12 Mar 93
6.95	Marion JONES (USA)	Maebashi	7 Mar 98
6.96	Merlene OTTEY (JAM)	Madrid	14 Feb 92
6.96	Ekaterini THANOOU (GRE)	Maebashi (Green Dome)	7 Mar 99
6.97	LaVerne JONES-FERRETTE (ISV)	ttgart (Schleyer Halle)	6 Feb 10
6.98	Shelly-Ann FRASER-PRYCE (JAM)	Sopot (Ergo Arena)	9 Mar 14
6.98	Elaine THOMPSON (JAM)	Birmingham (BarclayCard)	18 Feb 17
6.99	Murielle AHOURE (CIV)	Birmingham (NIA)	16 Feb 13
7.00	Nelli COOMAN (NED)	Madrid	23 Feb 86
7.00	Veronica CAMPBELL-BROWN (JAM)	oha (Aspire Dome)	14 Mar 10
7.00	Dafne SCHIPPERS (NED)	Berlin (Mercedes-Benz Arena)	13 Feb 16
7.00	Barbara PIERRE (USA)	d (Oregon Convention Center), OR	12 Mar 16

SEASON INDOOR TOP LIST

RESULT	NAME	VENUE	2018
7.02	Javianne OLIVER (USA)	Albuquerque (USA)	18 Feb
7.03	Mujinga KAMBUNDJI (SUI)	Maglingen (SUI)	17 Feb
7.06	Tatjana PINTO (GER)	Dortmund (GER)	17 Feb
7.07	Murielle AHOURE (CIV)	Houston (USA)	27 Jan
7.07	Marie-Josée TA LOU (CIV)	Metz (FRA)	11 Feb
7.08	Mikiah BRISCO (USA)	Albuquerque (USA)	3 Feb
7.08	Dina ASHER-SMITH (GBR)	Glasgow (GBR)	25 Feb
7.09	Carina HORN (RSA)	Metz (FRA)	11 Feb
7.09	Dafne SCHIPPERS (NED)	Apeldoorn (NED)	17 Feb
7.11	Gina LÜCKENKEMPER (GER)	Dortmund (GER)	21 Jan
7.11	Carolle ZAHI (FRA)	Birmingham	2 Mar

SUMMARY



400 Metres Women - Semi-Final

First 2 in each heat (Q) advance to the Final

RECORDS	RESULT	NAME	COUNTRY	AGE	VENUE	DATE
World Indoor Record WIR	49.59	Jarmila KRATOCHVÍLOVÁ	TCH	31	Milano	7 Mar 1982
Championship Record CR	50.04	Olesya KRASNOMOVETS	RUS	27	Moskva (Olimpiyskiy Stadion)	12 Mar 2006
World Leading WL	50.52	Sydney MCLAUGHLIN	USA	19	College Station (USA)	25 Feb 2018
Area Indoor Record AIR	National Indoor Record NIR	Personal Best PB	Season Best SB			

2 March 2018

RANK	PLACE	HEAT	LANE	BIB	NAME	COUNTRY	DATE of BIRTH	RESULT	
1	1	1	5		Shakima WIMBLEY	USA	23 Apr 95	51.34	Q
2	1	3	5		Courtney OKOLO	USA	15 Mar 94	51.79	Q
3	2	1	4		Eilidh DOYLE	GBR	20 Feb 87	52.15	Q
4	2	3	6		Tovea JENKINS	JAM	27 Oct 92	52.42	Q
5	3	1	3		Agné ŠERKŠNIENE	LTU	18 Feb 88	52.62	NIR
6	1	2	3		Justyna SWIETY-ERSETIC	POL	3 Dec 92	52.63 (.621)	Q
7	2	2	6		Zoey CLARK	GBR	25 Oct 94	52.63 (.624)	Q
8	4	1	2		Anna YAROSHCHUK-RYZHYKOVA	UKR	24 Nov 89	52.74	PB
9	5	1	1		Alexandra BEZEKOVÁ	SVK	13 Aug 92	53.05	
10	3	2	4		Madiea GHAFOR	NED	9 Sep 92	53.14	
11	4	2	2		Raphaela Boaheng LUKUDO	ITA	29 Jul 94	53.18	
12	3	3	1		Phil HEALY	IRL	19 Nov 94	53.26	
13	4	3	2		Lada VONDROVÁ	CZE	6 Sep 99	53.32	
14	5	2	1		Nadine GONSKA	GER	23 Jan 90	53.45	
15	5	3	3		Iveta PUTALOVÁ	SVK	24 Mar 88	53.46	
		1	6		Léa SPRUNGER	SUI	5 Mar 90	DQ	163.3(a)
		3	4		Maria BELIMPASAKI	GRE	19 Jun 91	DQ	163.3(a)
		2	5		Stephenie Ann MCPHERSON	JAM	25 Nov 88	DQ	163.3(a)

NOTE IAAF Rule 163.3(a) - Lane infringement

ALL-TIME INDOOR TOP LIST				SEASON INDOOR TOP LIST			
RESULT	NAME	VENUE	DATE	RESULT	NAME	VENUE	2018
49.59	Jarmila KRATOCHVÍLOVÁ (TCH)	Milano	7 Mar 82	50.52	Sydney MCLAUGHLIN (USA)	College Station (USA)	25 Feb
49.68	Natalya NAZAROVA (RUS)	Moskva	18 Feb 04	50.62	Lynna IRBY (USA)	College Station (USA)	25 Feb
49.76	Tatána KOCEMBOVÁ (TCH)	Wien	2 Feb 84	51.16	Courtney OKOLO (USA)	Albuquerque (USA)	18 Feb
50.01	Sabine BUSCH (GER)	Wien	2 Feb 84	51.17	Shakima WIMBLEY (USA)	Albuquerque (USA)	18 Feb
50.02	Nicola SANDERS (GBR)	Birmingham (NIA), GBR	3 Mar 07	51.19	Phyllis FRANCIS (USA)	Albuquerque (USA)	18 Feb
50.04	Olesya KRASNOMOVETS (RUS)	Moskva	18 Feb 06	51.28	Léa SPRUNGER (SUI)	Torun (Arena)	15 Feb
50.15	Olga ZAYTSEVA (RUS)	Moskva	25 Jan 06	51.39	Georganne MOLINE (USA)	Lubbock (USA)	9 Feb
50.21	Vania STAMBOLOVA (BUL)	Moskva (Olimpiyskiy Stadion)	12 Mar 06	51.46	Quanera HAYES (USA)	Albuquerque (USA)	18 Feb
50.23	Irina PRIVALOVA (RUS)	Barcelona (Palau Sant Jordi)	12 Mar 95	51.53	Kendall ELLIS (USA)	Fayetteville (USA)	27 Jan
50.28	Petra SCHERSING (GDR)	Budapest (SC)	6 Mar 88	51.64	Sharrika BARNETT (USA)	Fayetteville (USA)	27 Jan



RESULTS



400 Metres Women - Semi-Final

First 2 in each heat (Q) advance to the Final

RECORDS	RESULT	NAME	COUNTRY	AGE	VENUE	DATE
World Indoor Record WIR	49.59	Jarmila KRATOCHVÍLOVÁ	TCH	31	Milano	7 Mar 1982
Championship Record CR	50.04	Olesya KRASNOMOVETS	RUS	27	Moskva (Olimpiyskiy Stadion)	12 Mar 2006
World Leading WL	50.52	Sydney MCLAUGHLIN	USA	19	College Station (USA)	25 Feb 2018
Area Indoor Record AIR		National Indoor Record NIR		Personal Best PB		Season Best SB

Heat 1

3

2 March 2018 20:32 START TIME

PLACE	NAME	COUNTRY	DATE of BIRTH	LANE	RESULT	REACTION	Fn
1	Shakima WIMBLEY	USA	23 Apr 95	5	51.34	Q 0.238	
2	Eilidh DOYLE	GBR	20 Feb 87	4	52.15	Q 0.158	
3	Agnė ŠERKŠNIENE	LTU	18 Feb 88	3	52.62	NIR 0.222	
4	Anna YAROSHCHUK-RYZHYKOVA	UKR	24 Nov 89	2	52.74	PB 0.189	
5	Alexandra BEZEKOVÁ	SVK	13 Aug 92	1	53.05	0.233	
	Léa SPRUNGER	SUI	5 Mar 90	6	DQ	163.3(a) 0.207	

NOTE IAAF Rule 163.3(a) - Lane infringement

INTERMEDIATE TIMES	200m	Shakima WIMBLEY	24.15
---------------------------	------	-----------------	-------

Heat 2

3

2 March 2018 20:39 START TIME

PLACE	NAME	COUNTRY	DATE of BIRTH	LANE	RESULT	REACTION	Fn
1	Justyna SWIETY-ERSETIC	POL	3 Dec 92	3	52.63 (.621)	Q 0.243	
2	Zoey CLARK	GBR	25 Oct 94	6	52.63 (.624)	Q 0.212	
3	Madiea GHAFOR	NED	9 Sep 92	4	53.14	0.208	
4	Raphaela Boaheng LUKUDO	ITA	29 Jul 94	2	53.18	0.184	
5	Nadine GONSKA	GER	23 Jan 90	1	53.45	0.206	
	Stephanie Ann MCPHERSON	JAM	25 Nov 88	5	DQ	163.3(a) 0.167	

NOTE IAAF Rule 163.3(a) - Lane infringement

INTERMEDIATE TIMES	200m	Stephanie Ann MCPHERSON	24.30
---------------------------	------	-------------------------	-------

Heat 3

3

2 March 2018 20:46 START TIME

PLACE	NAME	COUNTRY	DATE of BIRTH	LANE	RESULT	REACTION	Fn
1	Courtney OKOLO	USA	15 Mar 94	5	51.79	Q 0.288	
2	Tovea JENKINS	JAM	27 Oct 92	6	52.42	Q 0.225	
3	Phil HEALY	IRL	19 Nov 94	1	53.26	0.195	
4	Lada VONDROVÁ	CZE	6 Sep 99	2	53.32	0.235	
5	Iveta PUTALOVÁ	SVK	24 Mar 88	3	53.46	0.264	
	Maria BELIMPASAKI	GRE	19 Jun 91	4	DQ	163.3(a) 0.232	

NOTE IAAF Rule 163.3(a) - Lane infringement

INTERMEDIATE TIMES	200m	Maria BELIMPASAKI	24.43
---------------------------	------	-------------------	-------

ALL-TIME INDOOR TOP LIST				SEASON INDOOR TOP LIST			
RESULT	NAME	VENUE	DATE	RESULT	NAME	VENUE	2018
49.59	Jarmila KRATOCHVÍLOVÁ (TCH)	Milano	7 Mar 82	50.52	Sydney MCLAUGHLIN (USA)	College Station (USA)	25 Feb
49.68	Natalya NAZAROVA (RUS)	Moskva	18 Feb 04	50.62	Lynna IRBY (USA)	College Station (USA)	25 Feb
49.76	Tatána KOCEMBOVÁ (TCH)	Wien	2 Feb 84	51.16	Courtney OKOLO (USA)	Albuquerque (USA)	18 Feb
50.01	Sabine BUSCH (GER)	Wien	2 Feb 84	51.17	Shakima WIMBLEY (USA)	Albuquerque (USA)	18 Feb
50.02	Nicola SANDERS (GBR)	Birmingham (NIA), GBR	3 Mar 07	51.19	Phyllis FRANCIS (USA)	Albuquerque (USA)	18 Feb
50.04	Olesya KRASNOMOVETS (RUS)	Moskva	18 Feb 06	51.28	Léa SPRUNGER (SUI)	Torun (Arena)	15 Feb
50.15	Olga ZAYTSEVA (RUS)	Moskva	25 Jan 06	51.39	Georqanne MOLINE (USA)	Lubbock (USA)	9 Feb
50.21	Vania STAMBOLOVA (BUL)	Moskva (Olimpiyskiy Stadion)	12 Mar 06	51.46	Quanera HAYES (USA)	Albuquerque (USA)	18 Feb
50.23	Irina PRIVALOVA (RUS)	Barcelona (Palau Sant Jordi)	12 Mar 95	51.53	Kendall ELLIS (USA)	Fayetteville (USA)	27 Jan
50.28	Petra SCHERSING (GDR)	Budapest (SC)	6 Mar 88	51.64	Sharrika BARNETT (USA)	Fayetteville (USA)	27 Jan



SUMMARY



400 Metres Women - Round 1

First 2 in each heat (Q) and the next 6 fastest (q) advance to the Semi-Finals

RECORDS	RESULT	NAME	COUNTRY	AGE	VENUE	DATE
World Indoor Record WIR	49.59	Jarmila KRATOCHVÍLOVÁ	TCH	31	Milano	7 Mar 1982
Championship Record CR	50.04	Olesya KRASNOMOVETS	RUS	27	Moskva (Olimpiyskiy Stadion)	12 Mar 2006
World Leading WL	50.52	Sydney MCLAUGHLIN	USA	19	College Station (USA)	25 Feb 2018
Area Indoor Record AIR		National Indoor Record NIR		Personal Best PB		Season Best SB

2 March 2018

RANK	PLACE	HEAT	LANE	BIB	NAME	COUNTRY	DATE of BIRTH	RESULT	
1	1	1	5		Courtney OKOLO	USA	15 Mar 94	51.54	Q
2	1	5	4		Stephenie Ann MCPHERSON	JAM	25 Nov 88	52.18	Q SB
3	2	1	6		Maria BELIMPASAKI	GRE	19 Jun 91	52.27	Q PB
4	2	5	5		Eilidh DOYLE	GBR	20 Feb 87	52.31	Q
5	1	4	5		Shakima WIMBLEY	USA	23 Apr 95	52.43	Q
6	1	2	6		Léa SPRUNGER	SUI	5 Mar 90	52.46	Q
7	2	2	5		Madiea GHAFOOR	NED	9 Sep 92	52.54	Q
8	1	3	6		Zoey CLARK	GBR	25 Oct 94	52.75 (.749)	Q
9	3	5	6		Phil HEALY	IRL	19 Nov 94	52.75 (.750)	q
10	3	2	3		Nadine GONSKA	GER	23 Jan 90	52.77	q PB
11	4	5	3		Alexandra BEZEKOVÁ	SVK	13 Aug 92	52.78	q
12	2	4	3		Agné ŠERKŠNIENE	LTU	18 Feb 88	52.81	Q NIR
13	3	1	2		Anna YAROSHCHUK-RYZHYKOVA	UKR	24 Nov 89	52.96	q PB
14	3	4	2		Raphaela Boaheng LUKUDO	ITA	29 Jul 94	52.98	q PB
15	2	3	5		Justyna SWIETY-ERSETIC	POL	3 Dec 92	53.05 (.043)	Q
16	4	1	4		Lada VONDROVÁ	CZE	6 Sep 99	53.05 (.047)	q
17	4	4	4		Patrycja WYCISZKIEWICZ	POL	8 Jan 94	53.22	
18	3	3	1		Ayomide FOLORUNSO	ITA	17 Oct 96	53.24	
19	4	3	3		Kelsey BALKWILL	CAN	19 Sep 92	53.29	
20	4	2	4		Travia JONES	CAN	12 Jul 95	53.31	
21	1	6	5		Tovea JENKINS	JAM	27 Oct 92	53.39	Q
22	5	3	4		Svetlana GOLENDOVA	KAZ	25 Jul 93	53.44	
23	5	4	6		Anita HORVAT	SLO	7 Sep 96	53.52	
24	5	5	2		Tamara SALAŠKI	SRB	16 Oct 88	53.61	
25	5	2	1		Laura BUENO	ESP	25 May 93	53.66	
26	5	1	3		Elina MIKHINA	KAZ	16 Jul 94	53.90	
27	6	5	1		Grace CLAXTON	PUR	19 Aug 93	53.92	
28	2	6	4		Iveta PUTALOVÁ	SVK	24 Mar 88	53.97	Q
29	3	6	1		Cátia AZEVEDO	POR	9 Mar 94	54.17	
30	6	3	2		Kineke ALEXANDER	VIN	21 Feb 86	55.46	
31	4	6	2		Djénébou DANTÉ	MLI	7 Aug 89	57.85	SB
		6	3		Maja CIRIC	SRB	7 Nov 89	DQ	163.3(a)
		2	2		Miriama SENOKONOKO	FIJ	21 Jan 95	DQ	163.3(a)
		6	6		Patience Okon GEORGE	NGR	25 Nov 91	DNS	



SUMMARY
400 Metres Women - Round 1

2 March 2018

RANK	PLACE	HEAT	LANE	BIB	NAME	COUNTRY	DATE of BIRTH	RESULT
------	-------	------	------	-----	------	---------	---------------	--------

NOTE IAAF Rule 163.3(a) - Lane infringement

ALL-TIME INDOOR TOP LIST					SEASON INDOOR TOP LIST				
RESULT	NAME	VENUE	DATE		RESULT	NAME	VENUE	2018	
49.59	Jarmila KRATOCHVÍLOVÁ (TCH)	Milano	7 Mar 82		50.52	Sydney MCLAUGHLIN (USA)	College Station (USA)	25 Feb	
49.68	Natalya NAZAROVA (RUS)	Moskva	18 Feb 04		50.62	Lynna IRBY (USA)	College Station (USA)	25 Feb	
49.76	Tatána KOCEMBOVÁ (TCH)	Wien	2 Feb 84		51.16	Courtney OKOLO (USA)	Albuquerque (USA)	18 Feb	
50.01	Sabine BUSCH (GER)	Wien	2 Feb 84		51.17	Shakima WIMBLEY (USA)	Albuquerque (USA)	18 Feb	
50.02	Nicola SANDERS (GBR)	Birmingham (NIA), GBR	3 Mar 07		51.19	Phyllis FRANCIS (USA)	Albuquerque (USA)	18 Feb	
50.04	Olesya KRASNOMOVETS (RUS)	Moskva	18 Feb 06		51.28	Léa SPRUNGER (SUI)	Torun (Arena)	15 Feb	
50.15	Olga ZAYTSEVA (RUS)	Moskva	25 Jan 06		51.39	Georganne MOLINE (USA)	Lubbock (USA)	9 Feb	
50.21	Vania STAMBOLOVA (BUL)	Moskva (Olimpiyskiy Stadion)	12 Mar 06		51.46	Quanera HAYES (USA)	Albuquerque (USA)	18 Feb	
50.23	Irina PRIVALOVA (RUS)	Barcelona (Palau Sant Jordi)	12 Mar 95		51.53	Kendall ELLIS (USA)	Fayetteville (USA)	27 Jan	
50.28	Petra SCHERSING (GDR)	Budapest (SC)	6 Mar 88		51.64	Sharrika BARNETT (USA)	Fayetteville (USA)	27 Jan	



RESULTS



400 Metres Women - Round 1

First 2 in each heat (Q) and the next 6 fastest (q) advance to the Semi-Finals

RECORDS	RESULT	NAME	COUNTRY	AGE	VENUE	DATE
World Indoor Record WIR	49.59	Jarmila KRATOCHVÍLOVÁ	TCH	31	Milano	7 Mar 1982
Championship Record CR	50.04	Olesya KRASNOMOVETS	RUS	27	Moskva (Olimpiyskiy Stadion)	12 Mar 2006
World Leading WL	50.52	Sydney MCLAUGHLIN	USA	19	College Station (USA)	25 Feb 2018
Area Indoor Record AIR	National Indoor Record NIR	Personal Best PB	Season Best SB			

Heat 1

6

2 March 2018 12:10 START TIME

PLACE	NAME	COUNTRY	DATE of BIRTH	LANE	RESULT	REACTION	Fn
1	Courtney OKOLO	USA	15 Mar 94	5	51.54	Q 0.303	
2	Maria BELIMPASAKI	GRE	19 Jun 91	6	52.27	Q PB 0.230	
3	Anna YAROSHCHUK-RYZHYKOVA	UKR	24 Nov 89	2	52.96	q PB 0.174	
4	Lada VONDROVÁ	CZE	6 Sep 99	4	53.05 [0.47]	q 0.222	
5	Elina MIKHINA	KAZ	16 Jul 94	3	53.90	0.249	

INTERMEDIATE TIMES	200m	Maria BELIMPASAKI	24.18
--------------------	------	-------------------	-------

Heat 2

6

2 March 2018 12:17 START TIME

PLACE	NAME	COUNTRY	DATE of BIRTH	LANE	RESULT	REACTION	Fn
1	Léa SPRUNGER	SUI	5 Mar 90	6	52.46	Q 0.157	
2	Madiea GHAF00R	NED	9 Sep 92	5	52.54	Q 0.236	
3	Nadine GONSKA	GER	23 Jan 90	3	52.77	q PB 0.198	
4	Travia JONES	CAN	12 Jul 95	4	53.31	0.155	
5	Laura BUENO	ESP	25 May 93	1	53.66	0.177	
	Miriama SENOKONOKO	FIJ	21 Jan 95	2	DQ 163.3(a)	0.196	

NOTE IAAF Rule 163.3(a) - Lane infringement

INTERMEDIATE TIMES	200m	Léa SPRUNGER	24.49
--------------------	------	--------------	-------

Heat 3

6

2 March 2018 12:24 START TIME

PLACE	NAME	COUNTRY	DATE of BIRTH	LANE	RESULT	REACTION	Fn
1	Zoey CLARK	GBR	25 Oct 94	6	52.75 [0.749]	Q 0.225	
2	Justyna SWIETY-ERSETIC	POL	3 Dec 92	5	53.05 [0.43]	Q 0.255	
3	Ayomide FOLORUNSO	ITA	17 Oct 96	1	53.24	0.205	
4	Kelsey BALKWILL	CAN	19 Sep 92	3	53.29	0.224	
5	Svetlana GOLEDOVA	KAZ	25 Jul 93	4	53.44	0.361	
6	Kineke ALEXANDER	VIN	21 Feb 86	2	55.46	0.202	

INTERMEDIATE TIMES	200m	Zoey CLARK	24.44
--------------------	------	------------	-------

Heat 4

6

2 March 2018 12:31 START TIME

PLACE	NAME	COUNTRY	DATE of BIRTH	LANE	RESULT	REACTION	Fn
1	Shakima WIMBLEY	USA	23 Apr 95	5	52.43	Q 0.278	
2	Agnė ŠERKŠNIENE	LTU	18 Feb 88	3	52.81	Q NIR 0.208	
3	Raphaela Boaheng LUKUDO	ITA	29 Jul 94	2	52.98	q PB 0.185	
4	Patrycja WYCISZKIEWICZ	POL	8 Jan 94	4	53.22	0.237	
5	Anita HORVAT	SLO	7 Sep 96	6	53.52	0.282	

INTERMEDIATE TIMES	200m	Shakima WIMBLEY	24.23
--------------------	------	-----------------	-------

RESULTS
400 Metres Women - Round 1

Heat 5

6

2 March 2018 12:38 START TIME

PLACE	NAME	COUNTRY	DATE OF BIRTH	LANE	RESULT	REACTION	Fn
1	Stephanie Ann MCPHERSON	JAM	25 Nov 88	4	52.18	Q SB	0.240
2	Eilidh DOYLE	GBR	20 Feb 87	5	52.31	Q	0.178
3	Phil HEALY	IRL	19 Nov 94	6	52.75 (.750)	q	0.212
4	Alexandra BEZEKOVÁ	SVK	13 Aug 92	3	52.78	q	0.287
5	Tamara SALAŠKI	SRB	16 Oct 88	2	53.61		0.208
6	Grace CLAXTON	PUR	19 Aug 93	1	53.92		0.259

INTERMEDIATE TIMES	200m	Phil HEALY	24.03
---------------------------	------	------------	-------

Heat 6

6

2 March 2018 12:45 START TIME

PLACE	NAME	COUNTRY	DATE OF BIRTH	LANE	RESULT	REACTION	Fn
1	Tovea JENKINS	JAM	27 Oct 92	5	53.39	Q	0.252
2	Iveta PUTALOVÁ	SVK	24 Mar 88	4	53.97	Q	0.262
3	Cátia AZEVEDO	POR	9 Mar 94	1	54.17		0.270
4	Djénébou DANTÉ	MLI	7 Aug 89	2	57.85	SB	0.326
	Maja CIRIC	SRB	7 Nov 89	3	DQ 163.3(a)		0.234
	Patience Okon GEORGE	NGR	25 Nov 91	6	DNS		

NOTE	IAAF Rule 163.3(a) - Lane infringement
-------------	--

INTERMEDIATE TIMES	200m	Tovea JENKINS	25.48
---------------------------	------	---------------	-------

ALL-TIME INDOOR TOP LIST

RESULT	NAME	VENUE	DATE
49.59	Jarmila KRATOCHVÍLOVÁ (TCH)	Milano	7 Mar 82
49.68	Natalya NAZAROVA (RUS)	Moskva	18 Feb 04
49.76	Tatána KOCEMBOVÁ (TCH)	Wien	2 Feb 84
50.01	Sabine BUSCH (GER)	Wien	2 Feb 84
50.02	Nicola SANDERS (GBR)	Birmingham (NIA), GBR	3 Mar 07
50.04	Olesya KRASNOMOVETS (RUS)	Moskva	18 Feb 06
50.15	Olga ZAYTSEVA (RUS)	Moskva	25 Jan 06
50.21	Vania STAMBOLOVA (BUL)	Moskva (Olimpiyskiy Stadion)	12 Mar 06
50.23	Irina PRIVALOVA (RUS)	Barcelona (Palau Sant Jordi)	12 Mar 95
50.28	Petra SCHERSING (GDR)	Budapest (SC)	6 Mar 88

SEASON INDOOR TOP LIST

RESULT	NAME	VENUE	2018
50.52	Sydney MCLAUGHLIN (USA)	College Station (USA)	25 Feb
50.62	Lynna IRBY (USA)	College Station (USA)	25 Feb
51.16	Courtney OKOLO (USA)	Albuquerque (USA)	18 Feb
51.17	Shakima WIMBLEY (USA)	Albuquerque (USA)	18 Feb
51.19	Phyllis FRANCIS (USA)	Albuquerque (USA)	18 Feb
51.28	Léa SPRUNGER (SUI)	Torun (Arena)	15 Feb
51.39	Georganne MOLINE (USA)	Lubbock (USA)	9 Feb
51.46	Quanera HAYES (USA)	Albuquerque (USA)	18 Feb
51.53	Kendall ELLIS (USA)	Fayetteville (USA)	27 Jan
51.64	Sharrika BARNETT (USA)	Fayetteville (USA)	27 Jan



SUMMARY



1500 Metres Women - Round 1

First 2 in each heat (Q) and the next 3 fastest (q) advance to the Final

ATHL. BAHTA (SWE) ADVANCED TO THE FINAL BY REFEREE DECISION (RULE 163.2(a))

RECORDS	RESULT	NAME	COUNTRY	AGE	VENUE	DATE
World Indoor Record WIR	3:55.17	Genzebe DIBABA	ETH	23	Karlsruhe (Europahalle)	1 Feb 2014
Championship Record CR	3:59.75	Gelete BURKA	ETH	22	Valencia (Velódromo Luis Puig), ESP	9 Mar 2008
World Leading WL	3:57.45	Genzebe DIBABA	ETH	27	Karlsruhe (GER)	3 Feb 2018
Area Indoor Record AIR		National Indoor Record NIR		Personal Best PB		Season Best SB

2 March 2018

RANK	PLACE	HEAT	BIB	NAME	COUNTRY	DATE of BIRTH	RESULT	
1	1	3		Sifan HASSAN	NED	1 Jan 93	4:05.46	Q SB
2	2	3		Winy CHEBET	KEN	20 Dec 90	4:05.81	Q PB
3	3	3		Rababe ARAFI	MAR	12 Jan 91	4:06.12	q
4	4	3		Shelby HOULIHAN	USA	8 Feb 93	4:06.21	q PB
5	1	1		Genzebe DIBABA	ETH	8 Feb 91	4:06.25	Q
6	2	1		Laura MUIR	GBR	9 May 93	4:06.54	Q
7	3	1		Aisha PRAUGHT	JAM	14 Dec 89	4:07.51	q
8	1	2		Beatrice CHEPKOECH	KEN	6 Jul 91	4:09.12	Q
9	2	2		Colleen QUIGLEY	USA	20 Nov 92	4:09.31	Q PB
10	3	2		Kate VAN BUSKIRK	CAN	9 Jun 87	4:09.42	PB
11	4	2		Dominique SCOTT	RSA	24 Jun 92	4:09.80	
12	4	1		Marta PÉREZ	ESP	19 Apr 93	4:09.90	
13	5	1		Gabriela STAFFORD	CAN	13 Sep 95	4:09.94	PB
14	5	3		Dawit SEYAUM	ETH	27 Jul 96	4:10.20	
15	6	3		Linn NILSSON	SWE	15 Oct 90	4:10.36	
16	6	1		Diana SUJEW	GER	2 Nov 90	4:10.64	
17	7	1		Luiza GEGA	ALB	5 Nov 88	4:10.65	
18	7	3		Ciara MAGEEAN	IRL	12 Mar 92	4:11.81	
19	5	2		Hanna KLEIN	GER	6 Apr 93	4:12.11	
20	6	2		Eilish MCCOLGAN	GBR	25 Nov 90	4:13.32	
21	8	1		Simona VRZALOVÁ	CZE	7 Apr 88	4:14.11	
22	7	2		Malika AKKAOU	MAR	25 Dec 87	4:15.09	
23	8	3		Aníta HINRÍKSDÓTTÍR	ISL	13 Jan 96	4:15.73	
24	8	2		Meraf BAHTA	SWE	24 Jun 89	4:22.40	qR
25	9	2		Claudia Mihaela BOBOCEA	ROU	11 Jun 92	4:24.60	
		1		Eliane SAHOLINIRINA	MAD	20 Mar 82	DNF	

ALL-TIME INDOOR TOP LIST				SEASON INDOOR TOP LIST			
RESULT	NAME	VENUE	DATE	RESULT	NAME	VENUE	2018
3:55.17	Genzebe DIBABA (ETH)	Karlsruhe (Europahalle)	1 Feb 14	3:57.45	Genzebe DIBABA (ETH)	Karlsruhe (GER)	3 Feb
3:57.91	Abeba AREGAWI (SWE)	Stockholm (Globe Arena)	6 Feb 14	4:02.21	Beatrice CHEPKOECH (KEN)	Glasgow (GBR)	25 Feb
3:58.28	Elena SOBOLEVA (RUS)	Moskva	18 Feb 06	4:04.00	Konstanze KLOSTERHALFEN (GER)	Karlsruhe (GER)	3 Feb
3:59.75	Gelete BURKA (ETH)	Valencia (Velódromo Luis Puig), ESP	9 Mar 08	4:04.38	Dawit SEYAUM (ETH)	Boston (USA)	10 Feb
3:59.79	Maryam Yusuf JAMAL (BRN)	Velódromo Luis Puig), ESP	9 Mar 08	4:04.76	Rababe ARAFI (MAR)	Torun (Arena)	15 Feb
3:59.98	Regina JACOBS (USA)	Boston (Reggie Lewis), MA	1 Feb 03	4:04.89	Meraf BAHTA (SWE)	Torun (Arena)	15 Feb
4:00.27	Doina MELINTE (ROU)	East Rutherford, NJ	9 Feb 90	4:04.95	Aisha PRAUGHT (JAM)	Boston (USA)	10 Feb
4:00.28	Dawit SEYAUM (ETH)	Boston (BU), MA	28 Feb 16	4:05.04	Hellen OBIRI (KEN)	Torun (Arena)	15 Feb
4:00.46	Sifan HASSAN (NED)	Stockholm (Globe Arena)	19 Feb 15	4:05.36	Alemaz SAMUEL (ETH)	Torun (POL)	15 Feb
4:00.72	Natalya GORELOVA (RUS)	Moskva	27 Feb 03	4:05.37	Laura MUIR (GBR)	Glasgow (GBR)	10 Feb



RESULTS



1500 Metres Women - Round 1

First 2 in each heat (Q) and the next 3 fastest (q) advance to the Final

ATHL. BAHTA (SWE) ADVANCED TO THE FINAL BY REFEREE DECISION (RULE 163.2(a))

RECORDS	RESULT	NAME	COUNTRY	AGE	VENUE	DATE
World Indoor Record WIR	3:55.17	Genzebe DIBABA	ETH	23	Karlsruhe (Europahalle)	1 Feb 2014
Championship Record CR	3:59.75	Gelete BURKA	ETH	22	Valencia (Velódromo Luis Puig), ESP	9 Mar 2008
World Leading WL	3:57.45	Genzebe DIBABA	ETH	27	Karlsruhe (GER)	3 Feb 2018
Area Indoor Record AIR	National Indoor Record NIR	Personal Best PB	Season Best SB			

Heat 1

3

2 March 2018 19:42 START TIME

PLACE	NAME	COUNTRY	DATE of BIRTH	ORDER	RESULT	
1	Genzebe DIBABA	ETH	8 Feb 91	3	4:06.25	Q
2	Laura MUIR	GBR	9 May 93	7	4:06.54	Q
3	Aisha PRAUGHT	JAM	14 Dec 89	4	4:07.51	q
4	Marta PÉREZ	ESP	19 Apr 93	9	4:09.90	
5	Gabriela STAFFORD	CAN	13 Sep 95	6	4:09.94	PB
6	Diana SUJEW	GER	2 Nov 90	8	4:10.64	
7	Luiza GEGA	ALB	5 Nov 88	5	4:10.65	
8	Simona VRZALOVÁ	CZE	7 Apr 88	2	4:14.11	
	Eliane SAHOLINIRINA	MAD	20 Mar 82	1	DNF	

INTERMEDIATE TIMES	400m	Aisha PRAUGHT	1:07.38
	800m	Aisha PRAUGHT	2:15.74
	1200m	Genzebe DIBABA	3:20.04

Heat 2

3

2 March 2018 19:50 START TIME

PLACE	NAME	COUNTRY	DATE of BIRTH	ORDER	RESULT	
1	Beatrice CHEPKOECH	KEN	6 Jul 91	2	4:09.12	Q
2	Colleen QUIGLEY	USA	20 Nov 92	9	4:09.31	Q PB
3	Kate VAN BUSKIRK	CAN	9 Jun 87	4	4:09.42	PB
4	Dominique SCOTT	RSA	24 Jun 92	3	4:09.80	
5	Hanna KLEIN	GER	6 Apr 93	5	4:12.11	
6	Eilish MCCOLGAN	GBR	25 Nov 90	1	4:13.32	
7	Malika AKKAOUI	MAR	25 Dec 87	8	4:15.09	
8	Meraf BAHTA	SWE	24 Jun 89	7	4:22.40	qR
9	Claudia Mihaela BOBOCEA	ROU	11 Jun 92	6	4:24.60	

INTERMEDIATE TIMES	400m	Beatrice CHEPKOECH	1:06.04
	800m	Beatrice CHEPKOECH	2:14.85
	1200m	Beatrice CHEPKOECH	3:22.19

Heat 3

3

2 March 2018 19:59 START TIME

PLACE	NAME	COUNTRY	DATE of BIRTH	ORDER	RESULT	
1	Sifan HASSAN	NED	1 Jan 93	1	4:05.46	Q SB
2	Winy CHEBET	KEN	20 Dec 90	7	4:05.81	Q PB
3	Rababe ARAFI	MAR	12 Jan 91	3	4:06.12	q
4	Shelby HOULIHAN	USA	8 Feb 93	5	4:06.21	q PB
5	Dawit SEYAUM	ETH	27 Jul 96	8	4:10.20	
6	Linn NILSSON	SWE	15 Oct 90	2	4:10.36	
7	Ciara MAGEEAN	IRL	12 Mar 92	6	4:11.81	
8	Aníta HINRÍKSDÓTTÍR	ISL	13 Jan 96	4	4:15.73	

INTERMEDIATE TIMES	400m	Aníta HINRÍKSDÓTTÍR	1:05.39
	800m	Aníta HINRÍKSDÓTTÍR	2:12.49
	1200m	Dawit SEYAUM	3:19.14



RESULTS
1500 Metres Women - Round 1

ALL-TIME INDOOR TOP LIST				SEASON INDOOR TOP LIST			
RESULT	NAME	VENUE	DATE	RESULT	NAME	VENUE	2018
3:55.17	Genzebe DIBABA (ETH)	Karlsruhe (Europahalle)	1 Feb 14	3:57.45	Genzebe DIBABA (ETH)	Karlsruhe (GER)	3 Feb
3:57.91	Abeba AREGAWI (SWE)	Stockholm (Globe Arena)	6 Feb 14	4:02.21	Beatrice CHEPKOECH (KEN)	Glasgow (GBR)	25 Feb
3:58.28	Elena SOBOLEVA (RUS)	Moskva	18 Feb 06	4:04.00	Konstanze KLOSTERHALFEN (GER)	Karlsruhe (GER)	3 Feb
3:59.75	Gelete BURKA (ETH)	Valencia (Velódromo Luis Puig), ESP	9 Mar 08	4:04.38	Dawit SEYAUM (ETH)	Boston (USA)	10 Feb
3:59.79	Maryam Yusuf JAMAL (BRN)	Valódromo Luis Puig), ESP	9 Mar 08	4:04.76	Rababe ARAFI (MAR)	Torun (Arena)	15 Feb
3:59.98	Regina JACOBS (USA)	Boston (Reggie Lewis), MA	1 Feb 03	4:04.89	Meraf BAHTA (SWE)	Torun (Arena)	15 Feb
4:00.27	Doina MELINTE (ROU)	East Rutherford, NJ	9 Feb 90	4:04.95	Aisha PRAUGHT (JAM)	Boston (USA)	10 Feb
4:00.28	Dawit SEYAUM (ETH)	Boston (BU), MA	28 Feb 16	4:05.04	Hellen OBIRI (KEN)	Torun (Arena)	15 Feb
4:00.46	Sifan HASSAN (NED)	Stockholm (Globe Arena)	19 Feb 15	4:05.36	Alemaz SAMUEL (ETH)	Torun (POL)	15 Feb
4:00.72	Natalya GORELOVA (RUS)	Moskva	27 Feb 03	4:05.37	Laura MUIR (GBR)	Glasgow (GBR)	10 Feb



SUMMARY



60 Metres Hurdles Women - Round 1

First 4 in each heat (Q) and the next 4 fastest (q) advance to the Semi-Finals

RECORDS	RESULT	NAME	COUNTRY	AGE	VENUE	DATE
World Indoor Record WIR	7.68	Susanna KALLUR	SWE	27	Karlsruhe	10 Feb 2008
Championship Record CR	7.72	LoLo JONES	USA	28	Doha (Aspire Dome)	13 Mar 2010
World Leading WL	7.70	Sharika NELVIS	USA	28	Albuquerque (USA)	18 Feb 2018
Area Indoor Record AIR	National Indoor Record NIR	Personal Best PB	Season Best SB			

2 March 2018

RANK	PLACE	HEAT	LANE	BIB	NAME	COUNTRY	DATE of BIRTH	RESULT	
1	1	4	4		Kendra HARRISON	USA	18 Sep 92	7.77	Q
2	1	2	8		Isabelle PEDERSEN	NOR	27 Jan 92	7.93	Q PB
3	1	3	8		Devynne CHARLTON	BAH	26 Nov 95	7.95 (.945)	Q SB
4	1	5	6		Oluwatobiloba AMUSAN	NGR	23 Apr 97	7.95 (.947)	Q
5	2	5	5		Sally PEARSON	AUS	19 Sep 86	7.96 (.952)	Q SB
6	2	2	4		Christina MANNING	USA	29 May 90	7.96 (.956)	Q
7	1	1	8		Sharika NELVIS	USA	10 May 90	7.97 (.961)	Q
7	2	3	3		Cindy ROLEDER	GER	21 Aug 89	7.97 (.961)	Q
9	3	3	5		Nadine VISSER	NED	9 Feb 95	8.01	Q
10	2	1	5		Stephanie BENDRAT	AUT	5 Mar 91	8.06	Q
11	4	3	7		Elvira HERMAN	BLR	9 Jan 97	8.07	Q
12	3	5	4		Alina TALAY	BLR	14 May 89	8.11 (.101)	Q
13	2	4	6		Hanna PLOTITSYNA	UKR	1 Jan 87	8.11 (.103)	Q
14	3	1	7		Nooralotta NEZIRI	FIN	9 Nov 92	8.13	Q
15	3	2	7		Andrea IVANCEVIC	CRO	21 Aug 84	8.15	Q
16	3	4	3		Luca KOZÁK	HUN	1 Jun 96	8.16 (.153)	Q
17	4	5	3		Karolina KOLECZEK	POL	15 Jan 93	8.16 (.157)	Q SB
18	4	1	2		Eefje BOONS	NED	18 Jul 94	8.16 (.158)	Q
19	5	5	8		Ivana LONCAREK	CRO	8 Apr 91	8.16 (.159)	q
20	4	4	7		Lindsay LINDLEY	NGR	10 Jun 89	8.17	Q
21	5	3	4		Michelle JENNEKE	AUS	23 Jun 93	8.20 (.193)	q SB
22	5	4	2		Reetta HURSKA	FIN	15 May 95	8.20 (.194)	q
23	4	2	2		Eline BERINGS	BEL	28 May 86	8.20 (.195)	Q
24	6	5	7		Gréta KEREKES	HUN	9 Oct 92	8.20 (.199)	q
25	6	4	8		Angela WHYTE	CAN	22 May 80	8.21	SB
26	6	3	1		Marilyn NAWAWULOR	GBR	20 Sep 92	8.22	
27	5	2	5		Beate SCHROTT	AUT	15 Apr 88	8.27 (.265)	
28	5	1	6		Veronica BORSI	ITA	13 Jun 87	8.27 (.270)	
29	6	2	6		Megan MARRS	GBR	25 Sep 97	8.28	
30	7	3	2		Anamaria NESTERIUC	ROU	29 Nov 93	8.32	
31	7	5	2		Ricarda LOBE	GER	13 Apr 94	8.33	
32	6	1	3		Andrea VARGAS	CRC	28 May 96	8.34	
33	7	2	3		Elisa Maria DI LAZZARO	ITA	5 Jun 98	8.35	
34	8	3	6		Elin WESTERLUND	SWE	4 Feb 90	8.36	
35	7	4	5		Karel Elodie ZIKETH	CIV	23 Sep 91	8.43	
36	8	5	1		Mulern JEAN	HAI	25 Sep 92	8.51	SB
		1	4		Elisávét PESIRÍDOU	GRE	12 Feb 92	DNF	



SUMMARY
60 Metres Hurdles Women - Round 1

2 March 2018

RANK	PLACE	HEAT	LANE	BIB	NAME	COUNTRY	DATE of BIRTH	RESULT
------	-------	------	------	-----	------	---------	---------------	--------

ALL-TIME INDOOR TOP LIST				SEASON INDOOR TOP LIST			
RESULT	NAME	VENUE	DATE	RESULT	NAME	VENUE	2018
7.68	Susanna KALLUR (SWE)	Karlsruhe	10 Feb 08	7.70	Sharika NELVIS (USA)	Albuquerque (USA)	18 Feb
7.69	Ludmila ENGQUIST (URS)	Chelyabinsk	4 Feb 90	7.72	Kendra HARRISON (USA)	Clemson (USA)	9 Feb
7.70	Sharika NELVIS (USA)	Albuquerque (USA)	18 Feb 18	7.73	Christina MANNING (USA)	Albuquerque (USA)	18 Feb
7.72	LoLo JONES (USA)	Doha (Aspire Dome)	13 Mar 10	7.83	Pamela DUTKIEWICZ (GER)	Düsseldorf (GER)	6 Feb
7.72	Kendra HARRISON (USA)	Clemson (USA)	9 Feb 18	7.84	Cindy ROLEDER (GER)	Karlsruhe (GER)	3 Feb
7.73	Cornelia OSCHKENAT (GDR)	Wien	25 Feb 89	7.88	Alina TALAY (BLR)	Karlsruhe (GER)	3 Feb
7.73	Sally PEARSON (AUS)	Istanbul (Ataköy Arena)	10 Mar 12	7.88	Jasmin STOWERS (USA)	Albuquerque (USA)	18 Feb
7.73	Christina MANNING (USA)	Albuquerque (USA)	18 Feb 18	7.89	Oluwatobiloba AMUSAN (NGR)	Albuquerque (USA)	20 Jan
7.74	Yordanka DONKOVA (BUL)	Sofia	14 Feb 87	7.91	Nadine VISSER (NED)	Karlsruhe (GER)	3 Feb
7.74	Michelle FREEMAN (JAM)	Madrid	3 Feb 98	7.91	Queen HARRISON (USA)	Albuquerque (USA)	18 Feb
7.74	Gail DEVERS (USA)	Boston (Reggie Lewis), MA	1 Mar 03				



RESULTS



60 Metres Hurdles Women - Round 1

First 4 in each heat (Q) and the next 4 fastest (q) advance to the Semi-Finals

RECORDS	RESULT	NAME	COUNTRY	AGE	VENUE	DATE
World Indoor Record WIR	7.68	Susanna KALLUR	SWE	27	Karlsruhe	10 Feb 2008
Championship Record CR	7.72	LoLo JONES	USA	28	Doha (Aspire Dome)	13 Mar 2010
World Leading WL	7.70	Sharika NELVIS	USA	28	Albuquerque (USA)	18 Feb 2018
Area Indoor Record AIR		National Indoor Record NIR		Personal Best PB		Season Best SB

Heat 1

5

2 March 2018 18:04 START TIME

PLACE	NAME	COUNTRY	DATE of BIRTH	LANE	RESULT	REACTION	Fn
1	Sharika NELVIS	USA	10 May 90	8	7.97 (.961) Q	0.154	
2	Stephanie BENDRAT	AUT	5 Mar 91	5	8.06 Q	0.136	
3	Nooralotta NEZIRI	FIN	9 Nov 92	7	8.13 Q	0.159	
4	Eefje BOONS	NED	18 Jul 94	2	8.16 (.158) Q	0.169	
5	Veronica BORSI	ITA	13 Jun 87	6	8.27 (.270)	0.159	
6	Andrea VARGAS	CRC	28 May 96	3	8.34	0.267	
	Elisávet PESIRÍDOU	GRE	12 Feb 92	4	DNF		

Heat 2

5

2 March 2018 18:12 START TIME

PLACE	NAME	COUNTRY	DATE of BIRTH	LANE	RESULT	REACTION	Fn
1	Isabelle PEDERSEN	NOR	27 Jan 92	8	7.93 Q PB	0.172	
2	Christina MANNING	USA	29 May 90	4	7.96 (.956) Q	0.220	
3	Andrea IVANCEVIC	CRO	21 Aug 84	7	8.15 Q	0.164	
4	Eline BERINGS	BEL	28 May 86	2	8.20 (.195) Q	0.142	
5	Beate SCHROTT	AUT	15 Apr 88	5	8.27 (.265)	0.176	
6	Megan MARRS	GBR	25 Sep 97	6	8.28	0.197	
7	Elisa Maria DI LAZZARO	ITA	5 Jun 98	3	8.35	0.170	

Heat 3

5

2 March 2018 18:21 START TIME

PLACE	NAME	COUNTRY	DATE of BIRTH	LANE	RESULT	REACTION	Fn
1	Devynne CHARLTON	BAH	26 Nov 95	8	7.95 (.945) Q SB	0.160	
2	Cindy ROLEDER	GER	21 Aug 89	3	7.97 (.961) Q	0.139	
3	Nadine VISSER	NED	9 Feb 95	5	8.01 Q	0.157	
4	Elvira HERMAN	BLR	9 Jan 97	7	8.07 Q	0.154	
5	Michelle JENNEKE	AUS	23 Jun 93	4	8.20 (.193) q SB	0.142	
6	Marilyn NAWULOR	GBR	20 Sep 92	1	8.22	0.153	
7	Anamaria NESTERIUC	ROU	29 Nov 93	2	8.32	0.143	
8	Elin WESTERLUND	SWE	4 Feb 90	6	8.36	0.157	

Heat 4

5

2 March 2018 18:28 START TIME

PLACE	NAME	COUNTRY	DATE of BIRTH	LANE	RESULT	REACTION	Fn
1	Kendra HARRISON	USA	18 Sep 92	4	7.77 Q	0.134	
2	Hanna PLOTITSYNA	UKR	1 Jan 87	6	8.11 (.103) Q	0.151	
3	Luca KOZÁK	HUN	1 Jun 96	3	8.16 (.153) Q	0.185	
4	Lindsay LINDLEY	NGR	10 Jun 89	7	8.17 Q	0.162	
5	Reetta HURSKA	FIN	15 May 95	2	8.20 (.194) q	0.136	
6	Angela WHYTE	CAN	22 May 80	8	8.21 SB	0.133	
7	Karel Elodie ZIKETH	CIV	23 Sep 91	5	8.43	0.203	



RESULTS
60 Metres Hurdles Women - Round 1

Heat 5

5

2 March 2018 18:36 START TIME

PLACE	NAME	COUNTRY	DATE of BIRTH	LANE	RESULT	REACTION	Fn
1	Oluwatobiloba AMUSAN	NGR	23 Apr 97	6	7.95 (.947) Q		0.162
2	Sally PEARSON	AUS	19 Sep 86	5	7.96 (.952) Q	SB	0.133
3	Alina TALAY	BLR	14 May 89	4	8.11 (.101) Q		0.265
4	Karolina KOLECZEK	POL	15 Jan 93	3	8.16 (.157) Q	SB	0.148
5	Ivana LONCAREK	CRO	8 Apr 91	8	8.16 (.159) q		0.185
6	Gréta KERÉKES	HUN	9 Oct 92	7	8.20 (.199) q		0.139
7	Ricarda LOBE	GER	13 Apr 94	2	8.33		0.174
8	Mulern JEAN	HAI	25 Sep 92	1	8.51	SB	0.168

ALL-TIME INDOOR TOP LIST

RESULT	NAME	VENUE	DATE
7.68	Susanna KALLUR (SWE)	Karlsruhe	10 Feb 08
7.69	Ludmila ENGQUIST (URS)	Chelyabinsk	4 Feb 90
7.70	Sharika NELVIS (USA)	Albuquerque (USA)	18 Feb 18
7.72	LoLo JONES (USA)	Doha (Aspire Dome)	13 Mar 10
7.72	Kendra HARRISON (USA)	Clemson (USA)	9 Feb 18
7.73	Cornelia OSCHKENAT (GDR)	Wien	25 Feb 89
7.73	Sally PEARSON (AUS)	Istanbul (Ataköy Arena)	10 Mar 12
7.73	Christina MANNING (USA)	Albuquerque (USA)	18 Feb 18
7.74	Yordanka DONKOVA (BUL)	Sofia	14 Feb 87
7.74	Michelle FREEMAN (JAM)	Madrid	3 Feb 98
7.74	Gail DEVERS (USA)	Boston (Reggie Lewis), MA	1 Mar 03

SEASON INDOOR TOP LIST

RESULT	NAME	VENUE	2018
7.70	Sharika NELVIS (USA)	Albuquerque (USA)	18 Feb
7.72	Kendra HARRISON (USA)	Clemson (USA)	9 Feb
7.73	Christina MANNING (USA)	Albuquerque (USA)	18 Feb
7.83	Pamela DUTKIEWICZ (GER)	Düsseldorf (GER)	6 Feb
7.84	Cindy ROLEDER (GER)	Karlsruhe (GER)	3 Feb
7.88	Alina TALAY (BLR)	Karlsruhe (GER)	3 Feb
7.88	Jasmin STOWERS (USA)	Albuquerque (USA)	18 Feb
7.89	Oluwatobiloba AMUSAN (NGR)	Albuquerque (USA)	20 Jan
7.91	Nadine VISSER (NED)	Karlsruhe (GER)	3 Feb
7.91	Queen HARRISON (USA)	Albuquerque (USA)	18 Feb



RESULTS

Shot Put Women - Final



RECORDS	RESULT	NAME	COUNTRY	AGE	VENUE	DATE
World Indoor Record WIR	22.50	Helena FIBINGEROVÁ	TCH	28	Jablonec nad Nisou	19 Feb 1977
Championship Record CR	20.67	Valerie ADAMS	NZL	30	Sopot (Ergo Arena)	8 Mar 2014
World Leading WL	19.62	Anita MÁRTON	HUN	29	Birmingham	2 Mar 2018
Area Indoor Record AIR		National Indoor Record NIR		Personal Best PB		Season Best SB

2 March 2018 20:09 START TIME

21:31 END TIME

PLACE	NAME	COUNTRY	DATE of BIRTH	ORDER	RESULT	1	2	3	ORDER	4	5	6
1	Anita MÁRTON	HUN	15 Jan 89	13	19.62 WL	18.29	18.30	19.48	8	X	18.96	19.62
2	Danniel THOMAS-DODD	JAM	11 Nov 92	14	19.22 NIR	18.92	18.95	19.22	7	X	18.86	19.07
3	Lijiao GONG	CHN	24 Jan 89	15	19.08 SB	X	18.98	X	6	18.83	18.81	19.08
4	Yang GAO	CHN	1 Mar 93	2	18.77 PB	18.45	18.77	18.41	5	18.70	18.20	18.51
5	Paulina GUBA	POL	14 May 91	12	18.54	18.53	X	18.16	4	18.31	18.54	
6	Aliona DUBITSKAYA	BLR	25 Jan 90	9	18.21 SB	X	X	18.21	3	X	X	
7	Yaniuvís LÓPEZ	CUB	1 Feb 86	7	18.19 PB	17.81	18.05	X	1	18.04	18.19	
8	Jeneva STEVENS	USA	28 Oct 89	4	18.18	15.90	18.18	18.00	2	17.64	X	
9	Cleopatra BOREL	TTO	10 Mar 79	11	17.80	17.33	17.80	17.49				
10	Brittany CREW	CAN	6 Mar 94	10	17.61	X	17.61	16.13				
11	Yuliya LEANTSUIK	BLR	31 Jan 84	6	17.44	X	17.44	17.15				
12	Daniella HILL	USA	16 May 91	8	17.26	17.22	17.26	X				
13	Fanny ROOS	SWE	2 Jan 95	5	17.23	17.19	17.23	X				
14	Dimitriana SURDU	MDA	12 Apr 94	1	17.22	17.15	17.22	X				
15	Radoslava MAVRODIEVA	BUL	13 Mar 87	3	16.33	16.33	X	X				

ALL-TIME INDOOR TOP LIST				SEASON INDOOR TOP LIST			
RESULT	NAME	VENUE	DATE	RESULT	NAME	VENUE	2018
22.50	Helena FIBINGEROVÁ (TCH)	Jablonec nad Nisou	19 Feb 77	19.62	Anita MÁRTON (HUN)	Birmingham	2 Mar
22.14	Natalya LISOVSKAYA (URS)	Penza	7 Feb 87	19.22	Danniel THOMAS-DODD (JAM)	Birmingham	2 Mar
21.60	Valentina FEDYUSHINA (URS)	Simferopol	28 Dec 91	19.20	Maqqie EWEN (USA)	Albuquerque (USA)	10 Feb
21.59	Ilona BRIESENICK (GDR)	Berlin (DH)	24 Jan 79	19.08	Lijiao GONG (CHN)	Birmingham	2 Mar
21.46	Claudia LOSCH (FRG)	Zweibrücken	4 Feb 86	18.77	Paulina GUBA (POL)	Torun (POL)	17 Feb
21.26	Ines MÜLLER (GDR)	Berlin (DH)	24 Feb 85	18.77	Yang GAO (CHN)	Birmingham	2 Mar
21.26	Natalya AKHRIMENKO (URS)	Leningrad	24 Jan 87	18.55	Jeneva STEVENS (USA)	Montreal (CAN)	10 Feb
21.23	Marqitta PUFE (GDR)	Senftenberg	26 Feb 78	18.28	Irina TARASOVA (RUS)	Moskva (RUS)	4 Feb
21.15	Irina KORZHANENKO (RUS)	Moskva	18 Feb 99	18.21	Aliona DUBITSKAYA (BLR)	Birmingham	2 Mar
21.10	Xinmei SUI (CHN)	Beijing	3 Mar 90	18.20	Brittany CREW (CAN)	Montreal (CAN)	10 Feb

SUMMARY



60 Metres Hurdles Women - Pentathlon

NATIONAL INDOOR RECORD CORRECTED

RECORDS	RESULT	NAME	COUNTRY	AGE	VENUE	DATE	
World Pen. Indoor Best	WPIB	7.91 Jessica ENNIS-HILL	GBR	26	Istanbul (Ataköy Arena)	9 Mar 2012	
Championship Pen. Best	CPB	7.91 Jessica ENNIS-HILL	GBR	26	Istanbul (Ataköy Arena)	9 Mar 2012	
Area Indoor Record	AIR	National Indoor Record	NIR	Personal Best	PB	Season Best	SB

2 March 2018

RANK	PLACE	HEAT	LANE	BIB	NAME	COUNTRY	DATE of BIRTH	RESULT	
1	1	2	3		Erica BOUGARD	USA	26 Jul 93	8.07	1113
2	2	2	5		Kendell WILLIAMS	USA	14 Jun 95	8.08	SB 1111
3	3	2	6		Katerina CACHOVÁ	CZE	26 Feb 90	8.20	1084
4	4	2	7		Antoinette NANA DJIMOU	FRA	2 Aug 85	8.29	SB 1064
5	1	1	3		Ivona DADIC	AUT	29 Dec 93	8.32	PB 1057
6	5	2	4		Katarina JOHNSON-THOMPSON	GBR	9 Jan 93	8.36	SB 1048
7	6	2	2		Xénia KRIZSÁN	HUN	13 Jan 93	8.38	SB 1044
8	2	1	4		Lecabela QUARESMA	POR	26 Dec 89	8.51	SB 1015
9	3	1	5		Caroline AGNOU	SUI	26 May 96	8.56	1004
10	4	1	2		Yorgelis RODRÍGUEZ	CUB	25 Jan 95	8.57	PB 1002
11	5	1	6		Eliška KLUCINOVÁ	CZE	14 Apr 88	8.65	984
12	6	1	7		Alina SHUKH	UKR	12 Feb 99	8.85	PB 941

RESULTS



60 Metres Hurdles Women - Pentathlon

NATIONAL INDOOR RECORD CORRECTED

RECORDS	RESULT	NAME	COUNTRY	AGE	VENUE	DATE
World Pen. Indoor Best WPiB	7.91	Jessica ENNIS-HILL	GBR	26	Istanbul (Ataköy Arena)	9 Mar 2012
Championship Pen. Best CPB	7.91	Jessica ENNIS-HILL	GBR	26	Istanbul (Ataköy Arena)	9 Mar 2012
Area Indoor Record AiR		National Indoor Record NiR		Personal Best PB		Season Best SB

Heat 1

2

2 March 2018 10:20 START TIME

PLACE	NAME	COUNTRY	DATE of BIRTH	LANE	RESULT	REACTION	F _n	POINTS	TOTAL
1	Ivona DADIC	AUT	29 Dec 93	3	8.32	PB	0.208	1057	1057
2	Lecabela QUARESMA	POR	26 Dec 89	4	8.51	SB	0.175	1015	1015
3	Caroline AGNOU	SUI	26 May 96	5	8.56		0.259	1004	1004
4	Yorgelis RODRÍGUEZ	CUB	25 Jan 95	2	8.57	PB	0.160	1002	1002
5	Eliška KLUCINOVÁ	CZE	14 Apr 88	6	8.65		0.135	984	984
6	Alina SHUKH	UKR	12 Feb 99	7	8.85	PB	0.184	941	941

Heat 2

2


2 March 2018 10:28 START TIME

PLACE	NAME	COUNTRY	DATE of BIRTH	LANE	RESULT	REACTION	F _n	POINTS	TOTAL
1	Erica BOUGARD	USA	26 Jul 93	3	8.07		0.134	1113	1113
2	Kendell WILLIAMS	USA	14 Jun 95	5	8.08	SB	0.136	1111	1111
3	Katerina CACHOVÁ	CZE	26 Feb 90	6	8.20		0.156	1084	1084
4	Antoinette NANA DJIMOU	FRA	2 Aug 85	7	8.29	SB	0.144	1064	1064
5	Katarina JOHNSON-THOMPSON	GBR	9 Jan 93	4	8.36	SB	0.199	1048	1048
6	Xénia KRIZSÁN	HUN	13 Jan 93	2	8.38	SB	0.164	1044	1044

PENTATHLON SUMMARY AFTER 1 EVENT

RECORDS	RESULT	NAME	COUNTRY	AGE	VENUE	DATE
World Indoor Record WIR	5013	Natallia DOBRYNSKA	UKR	30	Istanbul (Ataköy Arena)	9 Mar 2012
Championship Record CR	5013	Natallia DOBRYNSKA	UKR	30	Istanbul (Ataköy Arena)	9 Mar 2012
World Leading WL	4760	Erica BOUGARD	USA	25	Albuquerque (USA)	16 Feb 2018

2 March 2018



PLACE	BIB	NAME	COUNTRY	POINTS	POINTS BEHIND LEADER	60 Metres Hurdles	High Jump	Shot Put	Long Jump	800 Metres
1		Erica BOUGARD	USA	1113		8.07 1113 (1)				
2		Kendell WILLIAMS	USA	1111	-2	8.08 1111 (2)				
3		Katerina CACHOVÁ	CZE	1084	-29	8.20 1084 (3)				
4		Antoinette NANA DJIMOU	FRA	1064	-49	8.29 1064 (4)				
5		Ivona DADIC	AUT	1057	-56	8.32 1057 (5)				
6		Katarina JOHNSON-THOMPSON	GBR	1048	-65	8.36 1048 (6)				
7		Xénia KRIZSÁN	HUN	1044	-69	8.38 1044 (7)				
8		Lecabela QUARESMA	POR	1015	-98	8.51 1015 (8)				
9		Caroline AGNOU	SUI	1004	-109	8.56 1004 (9)				
10		Yorgelis RODRÍGUEZ	CUB	1002	-111	8.57 1002 (10)				
11		Eliška KLUCINOVÁ	CZE	984	-129	8.65 984 (11)				
12		Alina SHUKH	UKR	941	-172	8.85 941 (12)				



SUMMARY



High Jump Women - Pentathlon

RECORDS	RESULT	NAME	COUNTRY	AGE	VENUE	DATE	
World Pen. Indoor Best	WPIB	1.99 Tia HELLEBAUT	BEL	30	Valencia (Velódromo Luis Puig), ESP	7 Mar 2008	
Championship Pen. Best	CPB	1.99 Tia HELLEBAUT	BEL	30	Valencia (Velódromo Luis Puig), ESP	7 Mar 2008	
Area Indoor Record	AIR	National Indoor Record	NIR	Personal Best	PB	Season Best	SB

2 March 2018

RANK	PLACE	GROUP	BIB	NAME	COUNTRY	DATE of BIRTH	RESULT	
1	1	A		Katarina JOHNSON-THOMPSON	GBR	9 Jan 93	1.91	1119
2	2	A		Yorgelis RODRÍGUEZ	CUB	25 Jan 95	1.88	PB 1080
3	3	A		Erica BOUGARD	USA	26 Jul 93	1.85	1041
4	4	A		Eliška KLUCINOVÁ	CZE	14 Apr 88	1.82	1003
5	5	A		Alina SHUKH	UKR	12 Feb 99	1.82	1003
6	1	B		Xénia KRIZSÁN	HUN	13 Jan 93	1.82	PB 1003
6	6	A		Ivona DADIC	AUT	29 Dec 93	1.82	SB 1003
8	2	B		Kendell WILLIAMS	USA	14 Jun 95	1.76	928
9	3	B		Lecabela QUARESMA	POR	26 Dec 89	1.76	SB 928
10	4	B		Caroline AGNOU	SUI	26 May 96	1.73	891
11	5	B		Katerina CACHOVÁ	CZE	26 Feb 90	1.70	855
12	6	B		Antoinette NANA DJIMOU	FRA	2 Aug 85	1.70	855



RESULTS



High Jump Women - Pentathlon

RECORDS	RESULT	NAME	COUNTRY	AGE	VENUE	DATE	
World Pen. Indoor Best	WPIB	1.99	Tia HELLEBAUT	BEL	30	Valencia (Velódromo Luis Puig), ESP	7 Mar 2008
Championship Pen. Best	CPB	1.99	Tia HELLEBAUT	BEL	30	Valencia (Velódromo Luis Puig), ESP	7 Mar 2008
Area Indoor Record	AIR	National Indoor Record	NIR	Personal Best	PB	Season Best	SB

Group A 2 March 2018 11:54 START TIME
12:53 END TIME

PLACE	NAME	COUNTRY	DATE of BIRTH	ORDER	RESULT	1.64	1.67	1.70	1.73	1.76	1.79	1.82	1.85	1.88	1.91	1.94	POINTS	TOTAL
1	Katarina JOHNSON-THOMPSON	GBR	9 Jan 93	6	1.91	-	-	-	-	-	-	0	0	XO	XO	XXX	1119	2167
2	Yorgelis RODRÍGUEZ	CUB	25 Jan 95	4	1.88	PB	-	-	-	0	0	0	0	XO	XXX		1080	2082
3	Erica BOUGARD	USA	26 Jul 93	3	1.85		-	-	0	-	0	0	XO	XXX			1041	2154
4	Eliška KLUCINOVÁ	CZE	14 Apr 88	1	1.82		-	-	0	0	0	0	XXX				1003	1987
5	Alina SHUKH	UKR	12 Feb 99	5	1.82		-	-	0	XO	XO	0	XXX				1003	1944
6	Ivona DADIC	AUT	29 Dec 93	2	1.82	SB	-	0	0	0	XO	XO	XXO	XXX			1003	2060

Group B 2 March 2018 11:57 START TIME
12:55 END TIME

PLACE	NAME	COUNTRY	DATE of BIRTH	ORDER	RESULT	1.64	1.67	1.70	1.73	1.76	1.79	1.82	1.85				POINTS	TOTAL
1	Xénia KRIZSÁN	HUN	13 Jan 93	3	1.82	PB	0	-	0	0	0	XXO	XXO	XXX			1003	2047
2	Kendell WILLIAMS	USA	14 Jun 95	4	1.76		-	0	0	0	XO	XXX					928	2039
3	Lecabela QUARESMA	POR	26 Dec 89	6	1.76	SB	0	0	0	XXO	XO	XXX					928	1943
4	Caroline AGNOU	SUI	26 May 96	5	1.73		0	0	XO	XO	XXX						891	1895
5	Katerina CACHOVÁ	CZE	26 Feb 90	1	1.70		XXO	0	0	XXX							855	1939
6	Antoinette NANA DJIMOU	FRA	2 Aug 85	2	1.70		0	0	XO	XXX							855	1919





PENTATHLON SUMMARY AFTER 2 EVENTS

RECORDS	RESULT	NAME	COUNTRY	AGE	VENUE	DATE
World Indoor Record WIR	5013	Natallia DOBRYNSKA	UKR	30	Istanbul (Ataköy Arena)	9 Mar 2012
Championship Record CR	5013	Natallia DOBRYNSKA	UKR	30	Istanbul (Ataköy Arena)	9 Mar 2012
World Leading WL	4760	Erica BOUGARD	USA	25	Albuquerque (USA)	16 Feb 2018

2 March 2018



PLACE	BIB	NAME	COUNTRY	POINTS	POINTS BEHIND LEADER	60 Metres Hurdles	High Jump	Shot Put	Long Jump	800 Metres
1		Katarina JOHNSON-THOMPSON	GBR	2167		8.36 1048 (6)	1.91 1119 (1) 2167 (1)			
2		Erica BOUGARD	USA	2154	-13	8.07 1113 (1)	1.85 1041 (3) 2154 (2)			
3		Yorgelis RODRÍGUEZ	CUB	2082	-85	8.57 1002 (10)	1.88 1080 (2) 2082 (3)			
4		Ivona DADIC	AUT	2060	-107	8.32 1057 (5)	1.82 1003 (6) 2060 (4)			
5		Xénia KRIZSÁN	HUN	2047	-120	8.38 1044 (7)	1.82 1003 (6) 2047 (5)			
6		Kendell WILLIAMS	USA	2039	-128	8.08 1111 (2)	1.76 928 (8) 2039 (6)			
7		Eliška KLUCINOVÁ	CZE	1987	-180	8.65 984 (11)	1.82 1003 (4) 1987 (7)			
8		Alina SHUKH	UKR	1944	-223	8.85 941 (12)	1.82 1003 (5) 1944 (8)			
9		Lecabela QUARESMA	POR	1943	-224	8.51 1015 (8)	1.76 928 (9) 1943 (9)			
10		Katerina CACHOVÁ	CZE	1939	-228	8.20 1084 (3)	1.70 855 (11) 1939 (10)			
11		Antoinette NANA DJIMOU	FRA	1919	-248	8.29 1064 (4)	1.70 855 (12) 1919 (11)			
12		Caroline AGNOU	SUI	1895	-272	8.56 1004 (9)	1.73 891 (10) 1895 (12)			





RESULTS



Shot Put Women - Pentathlon

RECORDS	RESULT	NAME	COUNTRY	AGE	VENUE	DATE
World Pen. Indoor Best WPIB	20.27	Eva WILMS	FRG	25	Berlin	30 Jan 1977
Championship Pen. Best CPB	17.18	Natallia DOBRYNSKA	UKR	26	Valencia (Velódromo Luis Puig), ESP	7 Mar 2008
Area Indoor Record AIR	National Indoor Record NIR	Personal Best PB	Season Best SB			

2 March 2018 13:29 START TIME

13:55 END TIME

PLACE	NAME	COUNTRY	DATE of BIRTH	ORDER	RESULT	1	2	3	POINTS	TOTAL
1	Antoinette NANA DJIMOU	FRA	2 Aug 85	10	15.52 PB	X	15.52	14.21	896	2815
2	Caroline AGNOU	SUI	26 May 96	4	14.92 PB	13.76	14.18	14.92	856	2751
3	Eliška KLUCINOVÁ	CZE	14 Apr 88	7	14.76 SB	14.56	14.28	14.76	845	2832
4	Ivona DADIC	AUT	29 Dec 93	6	14.27 PB	14.27	13.77	14.05	812	2872
5	Yorgelis RODRÍGUEZ	CUB	25 Jan 95	1	14.15 SB	X	13.90	14.15	804	2886
6	Lecabela QUARESMA	POR	26 Dec 89	8	14.12 SB	13.85	13.44	14.12	802	2745
7	Alina SHUKH	UKR	12 Feb 99	3	14.08 SB	14.08	13.73	X	799	2743
8	Xénia KRIZSÁN	HUN	13 Jan 93	11	13.88	13.88	13.50	13.40	786	2833
9	Katarina JOHNSON-THOMPSON	GBR	9 Jan 93	12	12.68 PB	12.68	12.00	11.99	706	2873
10	Erica BOUGARD	USA	26 Jul 93	5	12.31	11.89	11.85	12.31	682	2836
11	Katerina CACHOVÁ	CZE	26 Feb 90	2	12.18	11.17	12.07	12.18	673	2612
12	Kendell WILLIAMS	USA	14 Jun 95	9	12.13	X	11.58	12.13	670	2709



PENTATHLON SUMMARY AFTER 3 EVENTS

RECORDS	RESULT	NAME	COUNTRY	AGE	VENUE	DATE
World Indoor Record WIR	5013	Natallia DOBRYNSKA	UKR	30	Istanbul (Ataköy Arena)	9 Mar 2012
Championship Record CR	5013	Natallia DOBRYNSKA	UKR	30	Istanbul (Ataköy Arena)	9 Mar 2012
World Leading WL	4760	Erica BOUGARD	USA	25	Albuquerque (USA)	16 Feb 2018

2 March 2018



PLACE	BIB	NAME	COUNTRY	POINTS	POINTS BEHIND LEADER	60 Metres Hurdles	High Jump	Shot Put	Long Jump	800 Metres
1		Yorgelis RODRÍGUEZ	CUB	2886		8.57 1002 (10)	1.88 1080 (2) 2082 (3)	14.15 804 (5) 2886 (1)		
2		Katarina JOHNSON-THOMPSON	GBR	2873	-13	8.36 1048 (6)	1.91 1119 (1) 2167 (1)	12.68 706 (9) 2873 (2)		
3		Ivona DADIC	AUT	2872	-14	8.32 1057 (5)	1.82 1003 (6) 2060 (4)	14.27 812 (4) 2872 (3)		
4		Erica BOUGARD	USA	2836	-50	8.07 1113 (1)	1.85 1041 (3) 2154 (2)	12.31 682 (10) 2836 (4)		
5		Xénia KRIZSÁN	HUN	2833	-53	8.38 1044 (7)	1.82 1003 (6) 2047 (5)	13.88 786 (8) 2833 (5)		
6		Eliška KLUCINOVÁ	CZE	2832	-54	8.65 984 (11)	1.82 1003 (4) 1987 (7)	14.76 845 (3) 2832 (6)		
7		Antoinette NANA DJIMOU	FRA	2815	-71	8.29 1064 (4)	1.70 855 (12) 1919 (11)	15.52 896 (1) 2815 (7)		
8		Caroline AGNOU	SUI	2751	-135	8.56 1004 (9)	1.73 891 (10) 1895 (12)	14.92 856 (2) 2751 (8)		
9		Lecabela QUARESMA	POR	2745	-141	8.51 1015 (8)	1.76 928 (9) 1943 (9)	14.12 802 (6) 2745 (9)		
10		Alina SHUKH	UKR	2743	-143	8.85 941 (12)	1.82 1003 (5) 1944 (8)	14.08 799 (7) 2743 (10)		
11		Kendell WILLIAMS	USA	2709	-177	8.08 1111 (2)	1.76 928 (8) 2039 (6)	12.13 670 (12) 2709 (11)		
12		Katerina CACHOVÁ	CZE	2612	-274	8.20 1084 (3)	1.70 855 (11) 1939 (10)	12.18 673 (11) 2612 (12)		

RESULTS



Long Jump Women - Pentathlon

RECORDS	RESULT	NAME	COUNTRY	AGE	VENUE	DATE	
World Pen. Indoor Best	WPIB	6.89	Katarina JOHNSON-THOMPSON	GBR	22	Praha (O2 Arena) 6 Mar 2015	
Championship Pen. Best	CPB	6.69	Natallia SAZANOVICH	BLR	28	Lisboa (Atlantic Pavillion) 9 Mar 2001	
Area Indoor Record	AIR	National Indoor Record	NIR	Personal Best	PB	Season Best	SB

2 March 2018 18:00 START TIME

18:41 END TIME


PLACE	NAME	COUNTRY	DATE of BIRTH	ORDER	RESULT	1	2	3	POINTS	TOTAL
1	Katarina JOHNSON-THOMPSON	GBR	9 Jan 93	7	6.50	6.50	6.43	6.50	1007	3880
2	Ivona DADIC	AUT	29 Dec 93	9	6.40 SB	6.29	6.29	6.40	975	3847
3	Kendell WILLIAMS	USA	14 Jun 95	6	6.30	6.14	6.30	6.21	943	3652
4	Eliška KLUCINOVÁ	CZE	14 Apr 88	11	6.20	6.02	6.20	5.88	912	3744
5	Erica BOUGARD	USA	26 Jul 93	4	6.18	X	6.06	6.18	905	3741
6	Yorgelis RODRÍGUEZ	CUB	25 Jan 95	8	6.15	X	6.15	X	896	3782
7	Antoinette NANA DJIMOU	FRA	2 Aug 85	10	6.13	6.04	6.11	6.13	890	3705
8	Alina SHUKH	UKR	12 Feb 99	2	6.09	5.75	X	6.09	877	3620
9	Xénia KRIZSÁN	HUN	13 Jan 93	1	6.09	X	6.09	X	877	3710
10	Lecabela QUARESMA	POR	26 Dec 89	3	6.01 SB	6.01	X	X	853	3598
11	Caroline AGNOU	SUI	26 May 96	12	5.96	5.67	5.87	5.96	837	3588
12	Katerina CACHOVÁ	CZE	26 Feb 90	5	5.94	X	5.80	5.94	831	3443



PENTATHLON SUMMARY AFTER 4 EVENTS

RECORDS	RESULT	NAME	COUNTRY	AGE	VENUE	DATE
World Indoor Record WIR	5013	Natallia DOBRYNSKA	UKR	30	Istanbul (Ataköy Arena)	9 Mar 2012
Championship Record CR	5013	Natallia DOBRYNSKA	UKR	30	Istanbul (Ataköy Arena)	9 Mar 2012
World Leading WL	4760	Erica BOUGARD	USA	25	Albuquerque (USA)	16 Feb 2018

2 March 2018



PLACE	BIB	NAME	COUNTRY	POINTS	POINTS BEHIND LEADER	60 Metres Hurdles	High Jump	Shot Put	Long Jump	800 Metres
1		Katarina JOHNSON-THOMPSON	GBR	3880		8.36 1048 (6)	1.91 2167 (1)	12.68 2873 (2)	6.50 3880 (1)	
2		Ivona DADIC	AUT	3847	-33	8.32 1057 (5)	1.82 2060 (4)	14.27 2872 (3)	6.40 3847 (2)	
3		Yorgelis RODRÍGUEZ	CUB	3782	-98	8.57 1002 (10)	1.88 2082 (3)	14.15 2886 (1)	6.15 3782 (3)	
4		Eliška KLUCINOVÁ	CZE	3744	-136	8.65 984 (11)	1.82 1987 (7)	14.76 2832 (6)	6.20 3744 (4)	
5		Erica BOUGARD	USA	3741	-139	8.07 1113 (1)	1.85 2154 (2)	12.31 2836 (4)	6.18 3741 (5)	
6		Xénia KRIZSÁN	HUN	3710	-170	8.38 1044 (7)	1.82 2047 (5)	13.88 2833 (5)	6.09 3710 (6)	
7		Antoinette NANA DJIMOU	FRA	3705	-175	8.29 1064 (4)	1.70 1919 (11)	15.52 2815 (7)	6.13 3705 (7)	
8		Kendell WILLIAMS	USA	3652	-228	8.08 1111 (2)	1.76 2039 (6)	12.13 2709 (11)	6.30 3652 (8)	
9		Alina SHUKH	UKR	3620	-260	8.85 941 (12)	1.82 1944 (8)	14.08 2743 (10)	6.09 3620 (9)	
10		Lecabela QUARESMA	POR	3598	-282	8.51 1015 (8)	1.76 1943 (9)	14.12 2745 (9)	6.01 3598 (10)	
11		Caroline AGNOU	SUI	3588	-292	8.56 1004 (9)	1.73 1895 (12)	14.92 2751 (8)	5.96 3588 (11)	
12		Katerina CACHOVÁ	CZE	3443	-437	8.20 1084 (3)	1.70 1939 (10)	12.18 2612 (12)	5.94 3443 (12)	

RESULTS



800 Metres Women - Pentathlon

RECORDS	RESULT	NAME	COUNTRY	AGE	VENUE	DATE
World Pen. Indoor Best WPIB	2:04.42	Ester GOOSSENS	NED	25	Frankfurt (Kalbach)	9 Feb 1997
Championship Pen. Best CPB	2:08.09	Jessica ENNIS-HILL	GBR	26	Istanbul (Ataköy Arena)	9 Mar 2012
Area Indoor Record AIR		National Indoor Record NIR		Personal Best PB		Season Best SB

2 March 2018 20:18 START TIME

PLACE	NAME	COUNTRY	DATE of BIRTH	LANE	RESULT		POINTS	TOTAL
1	Katarina JOHNSON-THOMPSON	GBR	9 Jan 93	12	2:16.63	SB	870	4750
2	Yorgelis RODRÍGUEZ	CUB	25 Jan 95	10	2:17.70	SB	855	4637
3	Ivona DADIC	AUT	29 Dec 93	11	2:17.82		853	4700
4	Xénia KRIZSÁN	HUN	13 Jan 93	7	2:18.12		849	4559
5	Alina SHUKH	UKR	12 Feb 99	4	2:18.36		846	4466
6	Katerina CACHOVÁ	CZE	26 Feb 90	1	2:18.90		839	4282
7	Eliška KLUCINOVÁ	CZE	14 Apr 88	9	2:19.16		835	4579
8	Erica BOUGARD	USA	26 Jul 93	8	2:19.51		830	4571
9	Lecabela QUARESMA	POR	26 Dec 89	3	2:19.85	SB	826	4424
10	Caroline AGNOU	SUI	26 May 96	2	2:21.08		809	4397
11	Kendell WILLIAMS	USA	14 Jun 95	5	2:24.60		762	4414
	Antoinette NANA DJIMOU	FRA	2 Aug 85	6	DNF		0	3705

INTERMEDIATE TIMES	200m	Ivona DADIC	31.81
	400m	Ivona DADIC	1:07.41
	600m	Katarina JOHNSON-THOMPSON	1:43.22

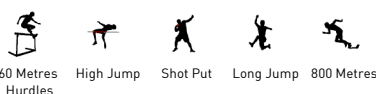




PENTATHLON FINAL RESULTS

RECORDS	RESULT NAME	COUNTRY	AGE	VENUE	DATE
World Indoor Record WIR	5013 Natallia DOBRYNSKA	UKR	30	Istanbul (Ataköy Arena)	9 Mar 2012
Championship Record CR	5013 Natallia DOBRYNSKA	UKR	30	Istanbul (Ataköy Arena)	9 Mar 2012
World Leading WL	4760 Erica BOUGARD	USA	25	Albuquerque (USA)	16 Feb 2018

2 March 2018



PLACE	BIB	NAME	COUNTRY	POINTS	POINTS BEHIND LEADER	60 Metres Hurdles	High Jump	Shot Put	Long Jump	800 Metres
1		Katarina JOHNSON-THOMPSON	GBR	4750		8.36 1048 (6)	1.91 1119 (1) 2167 (1)	12.68 706 (9) 2873 (2)	6.50 1007 (1) 3880 (1)	2:16.63 870 (1) 4750 (1)
2		Ivona DADIC	AUT	4700	-50	8.32 1057 (5)	1.82 1003 (6) 2060 (4)	14.27 812 (4) 2872 (3)	6.40 975 (2) 3847 (2)	2:17.82 853 (3) 4700 (2)
3		Yorgelis RODRÍGUEZ	CUB	4637	-113	8.57 1002 (10)	1.88 1080 (2) 2082 (3)	14.15 804 (5) 2886 (1)	6.15 896 (6) 3782 (3)	2:17.70 855 (2) 4637 (3)
4		Eliška KLUCINOVÁ	CZE	4579	-171	8.65 984 (11)	1.82 1003 (4) 1987 (7)	14.76 845 (3) 2832 (6)	6.20 912 (4) 3744 (4)	2:19.16 835 (7) 4579 (4)
5		Erica BOUGARD	USA	4571	-179	8.07 1113 (1)	1.85 1041 (3) 2154 (2)	12.31 682 (10) 2836 (4)	6.18 905 (5) 3741 (5)	2:19.51 830 (8) 4571 (5)
6		Xénia KRIZSÁN	HUN	4559	-191	8.38 1044 (7)	1.82 1003 (6) 2047 (5)	13.88 786 (8) 2833 (5)	6.09 877 (9) 3710 (6)	2:18.12 849 (4) 4559 (6)
7		Alina SHUKH	UKR	4466	-284	8.85 941 (12)	1.82 1003 (5) 1944 (8)	14.08 799 (7) 2743 (10)	6.09 877 (8) 3620 (9)	2:18.36 846 (5) 4466 (7)
8		Lecabela QUARESMA	POR	4424	-326	8.51 1015 (8)	1.76 928 (9) 1943 (9)	14.12 802 (6) 2745 (9)	6.01 853 (10) 3598 (10)	2:19.85 826 (9) 4424 (8)
9		Kendell WILLIAMS	USA	4414	-336	8.08 1111 (2)	1.76 928 (8) 2039 (6)	12.13 670 (12) 2709 (11)	6.30 943 (3) 3652 (8)	2:24.60 762 (11) 4414 (9)
10		Caroline AGNOU	SUI	4397	-353	8.56 1004 (9)	1.73 891 (10) 1895 (12)	14.92 856 (2) 2751 (8)	5.96 837 (11) 3588 (11)	2:21.08 809 (10) 4397 (10)
11		Katerina CACHOVÁ	CZE	4282	-468	8.20 1084 (3)	1.70 855 (11) 1939 (10)	12.18 673 (11) 2612 (12)	5.94 831 (12) 3443 (12)	2:18.90 839 (6) 4282 (11)
12		Antoinette NANA DJIMOU	FRA	3705	-1045	8.29 1064 (4)	1.70 855 (12) 1919 (11)	15.52 896 (1) 2815 (7)	6.13 890 (7) 3705 (7)	DNF 0 3705 (12)





MEDAL TABLE

After Day 2 (2 March 2018), 7 of 26 Events

PLACE	COUNTRY	TOTAL	W	M	X	GOLD				SILVER				BRONZE				
						TOTAL	W	M	X	TOTAL	W	M	X	TOTAL	W	M	X	
1	CIV IVORY COAST	2	2			1	1			1	1							
2	CUB CUBA	2	1	1		1		1					1	1				
	GBR GREAT BRITAIN & N.I.	2	2			1	1						1	1				
4	ETH ETHIOPIA	1	1			1	1											
	HUN HUNGARY	1	1			1	1											
6	USA UNITED STATES	2	1	1					1	1			1		1			
7	AUT AUSTRIA	1	1						1	1								
	JAM JAMAICA	1	1						1	1								
	NED NETHERLANDS	1	1						1	1								
	QAT QATAR	1		1					1		1							
	RSA SOUTH AFRICA	1		1					1		1							
12	GER GERMANY	1		1									1		1			
	ITA ITALY	1	1										1	1				
	CHN PR OF CHINA	1	1										1	1				
	SUI SWITZERLAND	1	1										1	1				



RECORDS SET

After Day 2 (2 March 2018), 7 of 26 Events

Men

Men Total

0	0	1	1	7
---	---	---	---	---

400 Metres

202	HUSILLOS Óscar - ESP	45.69	sf	2					NIR
106	RASMIJN Michael Anthony - ARU	49.20	h	1					NIR
435	MAEL Tikie Terry - VAN	49.92	h	2					NIR
314	NAAIL Mohamed - MDV	49.98	h	4					NIR
320	RAMÍREZ Kelvin Delvin - NCA	49.88	h	2					NIR

800 Metres

194	MOHAMED Hamada - EGY	1:47.65	h	1					NIR
-----	----------------------	---------	---	---	--	--	--	--	------------

Long Jump

167	ECHEVARRÍA Juan Miguel - CUB	8.46	f					WL	
359	MANYONGA Luvo - RSA	8.44	f						AIR NIR

Women

Women Total

0	0	3	1	9
---	---	---	---	---

60 Metres

645	AHOURÉ Murielle - CIV	6.97	f					WL	AIR	NIR
645	AHOURÉ Murielle - CIV	7.01	sf	1				WL		
801	AL ALAWI Mazoon - OMA	7.78	h	2						NIR
649	TAEA Patricia - COK	7.90	h	5						NIR
774	LOI Im Lan - MAC	7.69	h	3						NIR

400 Metres

772	ŠERKŠNIENE Agné - LTU	52.62	sf	1						NIR
772	ŠERKŠNIENE Agné - LTU	52.81	h	4						NIR

Shot Put

728	MÁRTON Anita - HUN	19.62	f					WL		NIR
756	THOMAS-DODD Dannel - JAM	19.22	f							NIR

Pentathlon

654	RODRÍGUEZ Yorgelis - CUB	4637								NIR
-----	--------------------------	------	--	--	--	--	--	--	--	------------

MEN + WOMEN Total

0	0	4	2	16
---	---	---	---	----



PLACING TABLE

After Day 2 (2 March 2018), 7 of 26 Events

PLACE	POINTS	COUNTRY	Gold	Silver	Bronze	Fourth	Fifth	Sixth	Seventh	Eighth
1	35	USA UNITED STATES		1	1	2	2		1	2
2	19	GBR GREAT BRITAIN & N.I.	1		1	1				
3	18	CHN PR OF CHINA			1	1	1	1		
4	16	CUB CUBA	1		1				1	
5	15	CIV IVORY COAST	1	1						
6	13	JAM JAMAICA		1		1				1
7	11	ETH ETHIOPIA	1					1		
	11	HUN HUNGARY	1					1		
	11	NED NETHERLANDS		1			1			
10	10	RSA SOUTH AFRICA		1				1		
11	8	GER GERMANY			1				1	
	8	POL POLAND					2			
	8	UKR UKRAINE					1		2	
14	7	AUT AUSTRIA		1						
	7	CZE CZECH REPUBLIC				1			1	
	7	QAT QATAR		1						
17	6	BLR BELARUS						2		
	6	ITA ITALY			1					
	6	SUI SWITZERLAND			1					
20	5	KEN KENYA				1				
21	3	BAH BAHAMAS						1		
	3	BUL BULGARIA						1		
	3	TTO TRINIDAD AND TOBAGO						1		
24	2	FRA FRANCE							1	
	2	SWE SWEDEN							1	
26	1	POR PORTUGAL								1
	1	ESP SPAIN								1

