

# RESULTS

## 100 Metres Men - Final



RECORDS	RESULT NAME	COUNTRY	AGE	VENUE	DATE
World Record <b>WR</b>	<b>9.58</b> Usain BOLT	JAM	23	Berlin (Olympiastadion)	16 Aug 2009
Championships Record <b>CR</b>	<b>9.58</b> Usain BOLT	JAM	23	Berlin (Olympiastadion)	16 Aug 2009
World Leading <b>WL</b>	<b>9.76</b> Christian COLEMAN	USA	23	Doha	28 Sep 2019
Area Record <b>AR</b>	National Record <b>NR</b>	Personal Best <b>PB</b>	Season Best <b>SB</b>		

28 September 2019 22:18 START TIME

TEMPERATURE 74 % HUMIDITY

+0.6m/s WIND

PLACE	NAME	COUNTRY	DATE OF BIRTH	LANE	RESULT	REACTION	Fn
1	<b>Christian COLEMAN</b>	USA	6 Mar 96	4	<b>9.76</b>	<b>WL</b>	0.128
2	<b>Justin GATLIN</b>	USA	10 Feb 82	3	<b>9.89</b>		0.148
3	<b>Andre DE GRASSE</b>	CAN	10 Nov 94	6	<b>9.90</b>	<b>PB</b>	0.140
4	<b>Akani SIMBINE</b>	RSA	21 Sep 93	5	<b>9.93</b>	<b>SB</b>	0.117
5	<b>Yohan BLAKE</b>	JAM	26 Dec 89	8	<b>9.97</b>		0.142
6	<b>Zharnel HUGHES</b>	GBR	13 Jul 95	7	<b>10.03</b>		0.119
7	<b>Filippo TORTU</b>	ITA	15 Jun 98	2	<b>10.07</b>	<b>SB</b>	0.158
8	<b>Aaron BROWN</b>	CAN	27 May 92	9	<b>10.08</b>		0.155

ALL-TIME TOP LIST				SEASON TOP LIST			
RESULT	NAME	VENUE	DATE	RESULT	NAME	VENUE	2019
9.58	Usain BOLT (JAM)	Berlin (Olympiastadion)	16 Aug 09	9.76	Christian COLEMAN (USA)	Doha	28 Sep
9.69	Tyson GAY (USA)	Shanghai	20 Sep 09	9.86	Noah LYLES (USA)	Shanghai (CHN)	18 May
9.69	Yohan BLAKE (JAM)	Lausanne (Pontaise)	23 Aug 12	9.86	Divine ODUDURU (NGR)	Austin, TX (USA)	7 Jun
9.72	Asafa POWELL (JAM)	Lausanne (Pontaise)	2 Sep 08	9.87	Justin GATLIN (USA)	Palo Alto, CA (USA)	30 Jun
9.74	Justin GATLIN (USA)	Doha (Hamad Bin Suhaim)	15 May 15	9.90	Andre DE GRASSE (CAN)	Doha	28 Sep
9.76	Christian COLEMAN (USA)	Doha	28 Sep 19	9.93	Cravon GILLESPIE (USA)	Austin, TX (USA)	7 Jun
9.78	Nesta CARTER (JAM)	Rieti (Guidobaldi)	29 Aug 10	9.93	Arthur CISSÉ (CIV)	Leverkusen (GER)	24 Jul
9.79	Maurice GREENE (USA)	Athina	16 Jun 99	9.93	Akani SIMBINE (RSA)	Doha	28 Sep
9.80	Steve MULLINGS (JAM)	Eugene (Hayward Field), OR	4 Jun 11	9.95	Zharnel HUGHES (GBR)	London (GBR)	20 Jul
9.82	Richard THOMPSON (TTO)	Port of Spain	21 Jun 14	9.96	Yohan BLAKE (JAM)	Kingston (JAM)	21 Jun
				9.96	Aaron BROWN (CAN)	Montreal (CAN)	26 Jul
				9.96	Raymond EKEVWO (NGR)	Prince Moulay Abdellah, Rabat (MAR)	27 Aug

# RESULT PROGRESSION



## 100 Metres Men - Final

RECORDS	RESULT NAME	COUNTRY	AGE	VENUE	DATE
World Record <b>WR</b>	<b>9.58</b> Usain BOLT	JAM	23	Berlin (Olympiastadion)	16 Aug 2009
Championships Record <b>CR</b>	<b>9.58</b> Usain BOLT	JAM	23	Berlin (Olympiastadion)	16 Aug 2009
World Leading <b>WL</b>	<b>9.76</b> Christian COLEMAN	USA	23	Doha	28 Sep 2019
Area Record <b>AR</b>	National Record <b>NR</b>	Personal Best <b>PB</b>	Season Best <b>SB</b>		

28 September 2019

RANK	BIB	NAME	COUNTRY	DATE of BIRTH	PHASE	HEAT	LANE	PLACE	RESULT	WIND
1		Christian COLEMAN	USA	6 Mar 96	Final	1	4	1	<b>9.76</b> <b>WL</b>	+0.6
					Semi-Final	1	5	1	<b>9.88 Q</b>	-0.3
					Round 1	6	4	1	<b>9.98 Q</b>	+0.1
2		Justin GATLIN	USA	10 Feb 82	Final	1	3	2	<b>9.89</b>	+0.6
					Semi-Final	2	5	6	<b>10.09 q</b>	-0.1
					Round 1	2	9	3	<b>10.06 Q</b>	-0.8
3		Andre DE GRASSE	CAN	10 Nov 94	Final	1	6	3	<b>9.90</b> <b>PB</b>	+0.6
					Semi-Final	2	7	4	<b>10.07 Q</b>	-0.1
					Round 1	2	7	10	<b>10.13 Q</b>	-0.8
4		Akani SIMBINE	RSA	21 Sep 93	Final	1	5	4	<b>9.93</b> <b>SB</b>	+0.6
					Semi-Final	3	6	2	<b>10.01 Q</b>	+0.8
					Round 1	1	6	2	<b>10.01 Q</b>	-0.3
5		Yohan BLAKE	JAM	26 Dec 89	Final	1	8	5	<b>9.97</b>	+0.6
					Semi-Final	2	4	5	<b>10.09 Q</b>	-0.1
					Round 1	4	4	4	<b>10.07 Q</b>	-0.3
6		Zharnel HUGHES	GBR	13 Jul 95	Final	1	7	6	<b>10.03</b>	+0.6
					Semi-Final	3	4	3	<b>10.05 Q</b>	+0.8
					Round 1	3	4	7	<b>10.08 Q</b>	-0.8
7		Filippo TORTU	ITA	15 Jun 98	Final	1	2	7	<b>10.07</b> <b>SB</b>	+0.6
					Semi-Final	3	9	7	<b>10.11 q</b>	+0.8
					Round 1	5	7	19	<b>10.20 Q</b>	-0.3
8		Aaron BROWN	CAN	27 May 92	Final	1	9	8	<b>10.08</b>	+0.6
					Semi-Final	1	4	10	<b>10.12 Q</b>	-0.3
					Round 1	1	3	14	<b>10.16 Q</b>	-0.3

ALL-TIME TOP LIST				SEASON TOP LIST			
RESULT	NAME	VENUE	DATE	RESULT	NAME	VENUE	2019
9.58	Usain BOLT (JAM)	Berlin (Olympiastadion)	16 Aug 09	9.76	Christian COLEMAN (USA)	Doha	28 Sep
9.69	Tyson GAY (USA)	Shanghai	20 Sep 09	9.86	Noah LYLES (USA)	Shanghai (CHN)	18 May
9.69	Yohan BLAKE (JAM)	Lausanne (Pontaise)	23 Aug 12	9.86	Divine ODUDURU (NGR)	Austin, TX (USA)	7 Jun
9.72	Asafa POWELL (JAM)	Lausanne (Pontaise)	2 Sep 08	9.87	Justin GATLIN (USA)	Palo Alto, CA (USA)	30 Jun
9.74	Justin GATLIN (USA)	Doha (Hamad Bin Suhaim)	15 May 15	9.90	Andre DE GRASSE (CAN)	Doha	28 Sep
9.76	Christian COLEMAN (USA)	Doha	28 Sep 19	9.93	Cravon GILLESPIE (USA)	Austin, TX (USA)	7 Jun
9.78	Nesta CARTER (JAM)	Rieti (Guidobaldi)	29 Aug 10	9.93	Arthur CISSÉ (CIV)	Leverkusen (GER)	24 Jul
9.79	Maurice GREENE (USA)	Athina	16 Jun 99	9.93	Akani SIMBINE (RSA)	Doha	28 Sep
9.80	Steve MULLINGS (JAM)	Eugene (Hayward Field), OR	4 Jun 11	9.95	Zharnel HUGHES (GBR)	London (GBR)	20 Jul
9.82	Richard THOMPSON (TTO)	Port of Spain	21 Jun 14	9.96	Yohan BLAKE (JAM)	Kingston (JAM)	21 Jun
				9.96	Aaron BROWN (CAN)	Montreal (CAN)	26 Jul
				9.96	Raymond EKEVWO (NGR)	Prince Moulay Abdellah, Rabat (MAR)	27 Aug



## SUMMARY



### 100 Metres Men - Semi-Final

First 2 in each heat (Q) and the next 2 fastest (q) advance to the Final

RECORDS	RESULT	NAME	COUNTRY	AGE	VENUE	DATE
World Record <b>WR</b>	9.58	Usain BOLT	JAM	23	Berlin (Olympiastadion)	16 Aug 2009
Championships Record <b>CR</b>	9.58	Usain BOLT	JAM	23	Berlin (Olympiastadion)	16 Aug 2009
World Leading <b>WL</b>	9.81	Christian COLEMAN	USA	23	Palo Alto, CA (USA)	30 Jun 2019
Area Record <b>AR</b>		National Record <b>NR</b>		Personal Best <b>PB</b>		Season Best <b>SB</b>

28 September 2019

RANK	PLACE	HEAT	LANE	BIB	NAME	COUNTRY	DATE of BIRTH	RESULT		WIND
1	1	1	5		Christian COLEMAN	USA	6 Mar 96	<b>9.88</b>	<b>Q</b>	-0.3
2	1	3	6		Akani SIMBINE	RSA	21 Sep 93	<b>10.01</b>	<b>Q</b>	+0.8
3	2	3	4		Zharnel HUGHES	GBR	13 Jul 95	<b>10.05</b>	<b>Q</b>	+0.8
4	1	2	7		Andre DE GRASSE	CAN	10 Nov 94	<b>10.07</b>	<b>Q</b>	-0.1
5	2	2	4		Yohan BLAKE	JAM	26 Dec 89	<b>10.09</b> (.086)	<b>Q</b>	-0.1
6	3	2	5		Justin GATLIN	USA	10 Feb 82	<b>10.09</b> (.087)	<b>q</b>	-0.1
7	3	3	9		Filippo TORTU	ITA	15 Jun 98	<b>10.11</b> (.101)	<b>q</b>	+0.8
8	4	3	2		Tyquendo TRACEY	JAM	10 Jun 93	<b>10.11</b> (.102)		+0.8
9	5	3	7		Michael RODGERS	USA	24 Apr 85	<b>10.12</b> (.111)		+0.8
10	2	1	4		Aaron BROWN	CAN	27 May 92	<b>10.12</b> (.119)	<b>Q</b>	-0.3
11	3	1	8		Adam GEMILI	GBR	6 Oct 93	<b>10.13</b>		-0.3
12	4	1	6		Paulo André CAMILO DE OLIVEIRA	BRA	20 Aug 98	<b>10.14</b> (.139)		-0.3
12	4	2	9		Zhenye XIE	CHN	17 Aug 93	<b>10.14</b> (.139)		-0.1
14	5	1	9		Abdul Hakim SANI BROWN	JPN	6 Mar 99	<b>10.15</b>		-0.3
15	6	3	3		Yoshihide KIRYU	JPN	15 Dec 95	<b>10.16</b> (.151)		+0.8
16	7	3	5		Jimmy VICAUT	FRA	27 Feb 92	<b>10.16</b> (.153)		+0.8
17	6	1	2		Taymir BURNET	NED	1 Oct 92	<b>10.18</b>		-0.3
18	5	2	6		Raymond EKEVWO	NGR	23 Mar 99	<b>10.20</b> (.193)		-0.1
19	7	1	7		Lamont Marcell JACOBS	ITA	26 Sep 94	<b>10.20</b> (.199)		-0.3
20	6	2	2		Ojie EDOBURUN	GBR	2 Jun 96	<b>10.22</b>		-0.1
21	8	1	3		Bingtian SU	CHN	29 Aug 89	<b>10.23</b>		-0.3
22	7	2	3		Yuki KOIKE	JPN	13 May 95	<b>10.28</b> (.272)		-0.1
23	8	2	8		Emmanuel MATADI	LBR	15 Apr 91	<b>10.28</b> (.274)		-0.1
24	8	3	8		Arthur CISSÉ	CIV	29 Dec 96	<b>10.34</b>		+0.8

ALL-TIME TOP LIST				SEASON TOP LIST			
RESULT	NAME	VENUE	DATE	RESULT	NAME	VENUE	2019
9.58	Usain BOLT (JAM)	Berlin (Olympiastadion)	16 Aug 09	9.81	Christian COLEMAN (USA)	Palo Alto, CA (USA)	30 Jun
9.69	Tyson GAY (USA)	Shanghai	20 Sep 09	9.86	Noah LYLES (USA)	Shanghai (CHN)	18 May
9.69	Yohan BLAKE (JAM)	Lausanne (Pontaise)	23 Aug 12	9.86	Divine ODUDURU (NGR)	Austin, TX (USA)	7 Jun
9.72	Asafa POWELL (JAM)	Lausanne (Pontaise)	2 Sep 08	9.87	Justin GATLIN (USA)	Palo Alto, CA (USA)	30 Jun
9.74	Justin GATLIN (USA)	Doha (Hamad Bin Suhaim)	15 May 15	9.93	Cravon GILLESPIE (USA)	Austin, TX (USA)	7 Jun
9.78	Nesta CARTER (JAM)	Rieti (Guidobaldi)	29 Aug 10	9.93	Akani SIMBINE (RSA)	London (GBR)	20 Jul
9.79	Maurice GREENE (USA)	Athína	16 Jun 99	9.93	Arthur CISSÉ (CIV)	Leverkusen (GER)	24 Jul
9.79	Christian COLEMAN (USA)	Bruxelles (BEL)	31 Aug 18	9.95	Zharnel HUGHES (GBR)	London (GBR)	20 Jul
9.80	Steve MULLINGS (JAM)	Eugene (Hayward Field), OR	4 Jun 11	9.96	Yohan BLAKE (JAM)	Kingston (JAM)	21 Jun
9.82	Richard THOMPSON (TTO)	Port of Spain	21 Jun 14	9.96	Aaron BROWN (CAN)	Montreal (CAN)	26 Jul
				9.96	Raymond EKEVWO (NGR)	Prince Moulay Abdellah, Rabat (MAR)	27 Aug

# RESULTS



## 100 Metres Men - Semi-Final

First 2 in each heat (Q) and the next 2 fastest (q) advance to the Final

RECORDS	RESULT NAME	COUNTRY	AGE	VENUE	DATE
World Record <b>WR</b>	<b>9.58 Usain BOLT</b>	JAM	23	Berlin (Olympiastadion)	16 Aug 2009
Championships Record <b>CR</b>	<b>9.58 Usain BOLT</b>	JAM	23	Berlin (Olympiastadion)	16 Aug 2009
World Leading <b>WL</b>	<b>9.81 Christian COLEMAN</b>	USA	23	Palo Alto, CA (USA)	30 Jun 2019
Area Record <b>AR</b>	National Record <b>NR</b>	Personal Best <b>PB</b>	Season Best <b>SB</b>		

<b>Heat 1</b>	<b>3</b>	<b>28 September 2019</b>	<b>18:45</b> START TIME	<b>25° C</b> TEMPERATURE	<b>74 %</b> HUMIDITY	<b>-0.3m/s</b> WIND
---------------	----------	--------------------------	-------------------------	--------------------------	----------------------	---------------------

PLACE	NAME	COUNTRY	DATE OF BIRTH	LANE	RESULT	REACTION	Fn
1	<b>Christian COLEMAN</b>	USA	6 Mar 96	5	<b>9.88</b>	<b>Q</b>	0.157
2	<b>Aaron BROWN</b>	CAN	27 May 92	4	<b>10.12</b> (.119)	<b>Q</b>	0.161
3	<b>Adam GEMILI</b>	GBR	6 Oct 93	8	<b>10.13</b>		0.159
4	<b>Paulo André CAMILO DE OLIVEIRA</b>	BRA	20 Aug 98	6	<b>10.14</b> (.139)		0.156
5	<b>Abdul Hakim SANI BROWN</b>	JPN	6 Mar 99	9	<b>10.15</b>		0.206
6	<b>Taymir BURNET</b>	NED	1 Oct 92	2	<b>10.18</b>		0.156
7	<b>Lamont Marcell JACOBS</b>	ITA	26 Sep 94	7	<b>10.20</b> (.199)		0.180
8	<b>Bingtian SU</b>	CHN	29 Aug 89	3	<b>10.23</b>		0.189

<b>Heat 2</b>	<b>3</b>	<b>28 September 2019</b>	<b>18:53</b> START TIME	<b>25° C</b> TEMPERATURE	<b>74 %</b> HUMIDITY	<b>-0.1m/s</b> WIND
---------------	----------	--------------------------	-------------------------	--------------------------	----------------------	---------------------

PLACE	NAME	COUNTRY	DATE OF BIRTH	LANE	RESULT	REACTION	Fn
1	<b>Andre DE GRASSE</b>	CAN	10 Nov 94	7	<b>10.07</b>	<b>Q</b>	0.197
2	<b>Yohan BLAKE</b>	JAM	26 Dec 89	4	<b>10.09</b> (.086)	<b>Q</b>	0.171
3	<b>Justin GATLIN</b>	USA	10 Feb 82	5	<b>10.09</b> (.087)	<b>q</b>	0.198
4	<b>Zhenye XIE</b>	CHN	17 Aug 93	9	<b>10.14</b> (.139)		0.188
5	<b>Raymond EKEVWO</b>	NGR	23 Mar 99	6	<b>10.20</b> (.193)		0.240
6	<b>Ojie EDOBURUN</b>	GBR	2 Jun 96	2	<b>10.22</b>		0.133
7	<b>Yuki KOIKE</b>	JPN	13 May 95	3	<b>10.28</b> (.272)		0.185
8	<b>Emmanuel MATADI</b>	LBR	15 Apr 91	8	<b>10.28</b> (.274)		0.175

<b>Heat 3</b>	<b>3</b>	<b>28 September 2019</b>	<b>19:01</b> START TIME	<b>25° C</b> TEMPERATURE	<b>74 %</b> HUMIDITY	<b>+0.8m/s</b> WIND
---------------	----------	--------------------------	-------------------------	--------------------------	----------------------	---------------------

PLACE	NAME	COUNTRY	DATE OF BIRTH	LANE	RESULT	REACTION	Fn
1	<b>Akani SIMBINE</b>	RSA	21 Sep 93	6	<b>10.01</b>	<b>Q</b>	0.132
2	<b>Zharnel HUGHES</b>	GBR	13 Jul 95	4	<b>10.05</b>	<b>Q</b>	0.113
3	<b>Filippo TORTU</b>	ITA	15 Jun 98	9	<b>10.11</b> (.101)	<b>q</b>	0.217
4	<b>Tyquendo TRACEY</b>	JAM	10 Jun 93	2	<b>10.11</b> (.102)		0.143
5	<b>Michael RODGERS</b>	USA	24 Apr 85	7	<b>10.12</b> (.111)		0.153
6	<b>Yoshihide KIRYU</b>	JPN	15 Dec 95	3	<b>10.16</b> (.151)		0.125
7	<b>Jimmy VICAUT</b>	FRA	27 Feb 92	5	<b>10.16</b> (.153)		0.184
8	<b>Arthur CISSÉ</b>	CIV	29 Dec 96	8	<b>10.34</b>		0.175

ALL-TIME TOP LIST				SEASON TOP LIST			
RESULT	NAME	VENUE	DATE	RESULT	NAME	VENUE	2019
9.58	Usain BOLT (JAM)	Berlin (Olympiastadion)	16 Aug 09	9.81	Christian COLEMAN (USA)	Palo Alto, CA (USA)	30 Jun
9.69	Tyson GAY (USA)	Shanghai	20 Sep 09	9.86	Noah LYLES (USA)	Shanghai (CHN)	18 May
9.69	Yohan BLAKE (JAM)	Lausanne (Pontaise)	23 Aug 12	9.86	Divine ODUDURU (NGR)	Austin, TX (USA)	7 Jun
9.72	Asafa POWELL (JAM)	Lausanne (Pontaise)	2 Sep 08	9.87	Justin GATLIN (USA)	Palo Alto, CA (USA)	30 Jun
9.74	Justin GATLIN (USA)	Doha (Hamad Bin Suhaim)	15 May 15	9.93	Cravon GILLESPIE (USA)	Austin, TX (USA)	7 Jun
9.78	Nesta CARTER (JAM)	Rieti (Guidobaldi)	29 Aug 10	9.93	Akani SIMBINE (RSA)	London (GBR)	20 Jul
9.79	Maurice GREENE (USA)	Athina	16 Jun 99	9.93	Arthur CISSÉ (CIV)	Leverkusen (GER)	24 Jul
9.79	Christian COLEMAN (USA)	Bruxelles (BEL)	31 Aug 18	9.95	Zharnel HUGHES (GBR)	London (GBR)	20 Jul
9.80	Steve MULLINGS (JAM)	Eugene (Hayward Field), OR	4 Jun 11	9.96	Yohan BLAKE (JAM)	Kingston (JAM)	21 Jun
9.82	Richard THOMPSON (TTO)	Port of Spain	21 Jun 14	9.96	Aaron BROWN (CAN)	Montreal (CAN)	26 Jul
				9.96	Raymond EKEVWO (NGR)	Prince Moulay Abdellah, Rabat (MAR)	27 Aug





# SUMMARY



## 100 Metres Men - Round 1

First 3 in each heat (Q) and the next 6 fastest (q) advance to the Semi-Finals

RECORDS	RESULT	NAME	COUNTRY	AGE	VENUE	DATE
World Record <b>WR</b>	9.58	Usain BOLT	JAM	23	Berlin (Olympiastadion)	16 Aug 2009
Championships Record <b>CR</b>	9.58	Usain BOLT	JAM	23	Berlin (Olympiastadion)	16 Aug 2009
World Leading <b>WL</b>	9.81	Christian COLEMAN	USA	23	Palo Alto, CA (USA)	30 Jun 2019
Area Record <b>AR</b>		National Record <b>NR</b>		Personal Best <b>PB</b>		Season Best <b>SB</b>

27 September 2019

RANK	PLACE	HEAT	LANE	BIB	NAME	COUNTRY	DATE of BIRTH	RESULT	WIND
1	1	6	4		Christian COLEMAN	USA	6 Mar 96	<b>9.98</b>	<b>Q</b>
2	1	1	6		Akani SIMBINE	RSA	21 Sep 93	<b>10.01</b>	<b>Q</b> -0.3
3	1	2	9		Justin GATLIN	USA	10 Feb 82	<b>10.06</b>	<b>Q</b> -0.8
4	1	4	4		Yohan BLAKE	JAM	26 Dec 89	<b>10.07</b> (.064)	<b>Q</b> -0.3
5	2	6	7		Lamont Marcell JACOBS	ITA	26 Sep 94	<b>10.07</b> (.068)	<b>Q</b>
6	2	4	5		Jimmy VICAUT	FRA	27 Feb 92	<b>10.08</b> (.071)	<b>Q</b> -0.3
7	1	3	4		Zharnel HUGHES	GBR	13 Jul 95	<b>10.08</b> (.077)	<b>Q</b> -0.8
8	3	6	5		Abdul Hakim SANI BROWN	JPN	6 Mar 99	<b>10.09</b>	<b>Q</b>
9	1	5	2		Paulo André CAMILO DE OLIVEIRA	BRA	20 Aug 98	<b>10.11</b>	<b>Q</b> -0.3
10	2	2	7		Andre DE GRASSE	CAN	10 Nov 94	<b>10.13</b>	<b>Q</b> -0.8
11	2	3	8		Raymond EKEVWO	NGR	23 Mar 99	<b>10.14</b> (.134)	<b>Q</b> -0.8
12	2	5	6		Michael RODGERS	USA	24 Apr 85	<b>10.14</b> (.136)	<b>Q</b> -0.3
13	3	4	7		Arthur CISSÉ	CIV	29 Dec 96	<b>10.14</b> (.138)	<b>Q</b> -0.3
14	2	1	3		Aaron BROWN	CAN	27 May 92	<b>10.16</b>	<b>Q</b> -0.3
15	4	4	3		Yoshihide KIRYU	JPN	15 Dec 95	<b>10.18</b>	<b>q</b> -0.3
16	3	3	5		Emmanuel MATADI	LBR	15 Apr 91	<b>10.19</b> (.185)	<b>Q</b> -0.8
16	3	1	7		Zhenye XIE	CHN	17 Aug 93	<b>10.19</b> (.185)	<b>Q</b> -0.3
18	3	2	4		Adam GEMILI	GBR	6 Oct 93	<b>10.19</b> (.187)	<b>Q</b> -0.8
19	3	5	7		Filippo TORTU	ITA	15 Jun 98	<b>10.20</b>	<b>Q</b> -0.3
20	4	1	9		Taymir BURNET	NED	1 Oct 92	<b>10.21</b> (.202)	<b>q</b> -0.3
20	4	5	8		Yuki KOIKE	JPN	13 May 95	<b>10.21</b> (.202)	<b>q</b> -0.3
22	5	4	8		Bingtian SU	CHN	29 Aug 89	<b>10.21</b> (.208)	<b>q</b> -0.3
23	4	2	6		Tyquendo TRACEY	JAM	10 Jun 93	<b>10.21</b> (.209)	<b>q</b> -0.8
24	5	1	5		Ojie EDOBURUN	GBR	2 Jun 96	<b>10.23</b> (.222)	<b>q</b> -0.3
25	6	1	8		Christopher BELCHER	USA	29 Jan 94	<b>10.23</b> (.230)	-0.3
26	5	2	8		Edward OSEI-NKETIA	NZL	8 May 01	<b>10.24</b> (.231)	-0.8
27	5	5	5		Hassan TAFTIAN	IRI	4 May 93	<b>10.24</b> (.236)	-0.3
28	4	3	7		Simon MAGAKWE	RSA	14 May 86	<b>10.25</b> (.241)	-0.8
29	6	5	4		Thando DLODLO	RSA	22 Apr 99	<b>10.25</b> (.243)	-0.3
30	4	6	3		Rodrigo DO NASCIMENTO	BRA	26 Sep 94	<b>10.25</b> (.244)	
31	5	6	6		Mario BURKE	BAR	18 Mar 97	<b>10.31</b>	
32	6	4	9		Kukyoung KIM	KOR	19 Apr 91	<b>10.32</b>	-0.3
33	5	3	6		Cejhae GREENE	ANT	6 Oct 95	<b>10.33</b>	-0.8
34	6	3	3		Joseph Paul AMOAH	GHA	12 Jan 97	<b>10.36</b> (.355)	-0.8
35	6	6	2		Lalu Muhammad ZOHRI	INA	1 Jul 00	<b>10.36</b> (.356)	
36	7	3	9		Zhouzheng XU	CHN	26 Dec 95	<b>10.37</b> (.361)	-0.8
37	7	1	4		Kemar HYMAN	CAY	11 Oct 89	<b>10.37</b> (.368)	-0.3
38	7	6	8		Alex WILSON	SUI	19 Sep 90	<b>10.38</b> (.373)	
39	8	3	2		Ebrima CAMARA	GAM	18 Sep 96	<b>10.38</b> (.375)	-0.8
40	6	2	5		Rohan BROWNING	AUS	31 Dec 97	<b>10.40</b>	-0.8

**SUMMARY**  
**100 Metres Men - Round 1**

27 September 2019

RANK	PLACE	HEAT	LANE	BIB	NAME	COUNTRY	DATE of BIRTH	RESULT	WIND
41	7	4	6		Vitor Hugo DOS SANTOS	BRA	1 Feb 96	<b>10.42</b>	-0.3
42	7	2	3		Usheoritse ITSEKIRI	NGR	31 Jan 98	<b>10.46</b>	-0.8
43	8	1	2		Ratu Banuve TABAKAUCORO	FIJ	4 Sep 92	<b>10.56</b>	-0.3
44	8	4	2		Hakeem HUGGINS	SKN	21 Jan 97	<b>10.62</b>	-0.3
45	7	5	9		Owaab BARROW	QAT	20 Aug 01	<b>12.82</b>	-0.3
		5	3		Divine ODUDURU	NGR	7 Oct 96	<b>DNS</b>	-0.3
		2	2		Jonathan BARDOTTIER	MRI	7 Feb 92	<b>DNS</b>	-0.8
		6	9		Ngan NGOC NGHIA	VIE	20 Jul 98	<b>DNS</b>	

ALL-TIME TOP LIST				SEASON TOP LIST			
RESULT	NAME	VENUE	DATE	RESULT	NAME	VENUE	2019
9.58	Usain BOLT (JAM)	Berlin (Olympiastadion)	16 Aug 09	9.81	Christian COLEMAN (USA)	Palo Alto, CA (USA)	30 Jun
9.69	Tyson GAY (USA)	Shanghai	20 Sep 09	9.86	Noah LYLES (USA)	Shanghai (CHN)	18 May
9.69	Yohan BLAKE (JAM)	Lausanne (Pontaise)	23 Aug 12	9.86	Divine ODUDURU (NGR)	Austin, TX (USA)	7 Jun
9.72	Asafa POWELL (JAM)	Lausanne (Pontaise)	2 Sep 08	9.87	Justin GATLIN (USA)	Palo Alto, CA (USA)	30 Jun
9.74	Justin GATLIN (USA)	Doha (Hamad Bin Suhaim)	15 May 15	9.93	Cravon GILLESPIE (USA)	Austin, TX (USA)	7 Jun
9.78	Nesta CARTER (JAM)	Rieti (Guidobaldi)	29 Aug 10	9.93	Akani SIMBINE (RSA)	London (GBR)	20 Jul
9.79	Maurice GREENE (USA)	Athina	16 Jun 99	9.93	Arthur CISSÉ (CIV)	Leverkusen (GER)	24 Jul
9.79	Christian COLEMAN (USA)	Bruxelles (BEL)	31 Aug 18	9.95	Zharnel HUGHES (GBR)	London (GBR)	20 Jul
9.80	Steve MULLINGS (JAM)	Eugene (Hayward Field), OR	4 Jun 11	9.96	Yohan BLAKE (JAM)	Kingston (JAM)	21 Jun
9.82	Richard THOMPSON (TTO)	Port of Spain	21 Jun 14	9.96	Aaron BROWN (CAN)	Montreal (CAN)	26 Jul
				9.96	Raymond EKEVWO (NGR)	Prince Moulay Abdellah, Rabat (MAR)	27 Aug

# RESULTS



## 100 Metres Men - Round 1

First 3 in each heat (Q) and the next 6 fastest (q) advance to the Semi-Finals

RECORDS	RESULT NAME	COUNTRY	AGE	VENUE	DATE
World Record <b>WR</b>	<b>9.58 Usain BOLT</b>	JAM	23	Berlin (Olympiastadion)	16 Aug 2009
Championships Record <b>CR</b>	<b>9.58 Usain BOLT</b>	JAM	23	Berlin (Olympiastadion)	16 Aug 2009
World Leading <b>WL</b>	<b>9.81 Christian COLEMAN</b>	USA	23	Palo Alto, CA (USA)	30 Jun 2019
Area Record <b>AR</b>	National Record <b>NR</b>	Personal Best <b>PB</b>	Season Best <b>SB</b>		

**Heat 1** 6 27 September 2019 18:05 START TIME 25° C TEMPERATURE 67 % HUMIDITY -0.3m/s WIND

PLACE	NAME	COUNTRY	DATE OF BIRTH	LANE	RESULT	REACTION	Fn
1	<b>Akani SIMBINE</b>	RSA	21 Sep 93	6	<b>10.01</b>	<b>Q</b> 0.136	
2	<b>Aaron BROWN</b>	CAN	27 May 92	3	<b>10.16</b>	<b>Q</b> 0.155	
3	<b>Zhenye XIE</b>	CHN	17 Aug 93	7	<b>10.19</b> (.185)	<b>Q</b> 0.169	
4	<b>Taymir BURNET</b>	NED	1 Oct 92	9	<b>10.21</b> (.202)	<b>q</b> 0.146	
5	<b>Ojie EDOBURUN</b>	GBR	2 Jun 96	5	<b>10.23</b> (.222)	<b>q</b> 0.146	
6	<b>Christopher BELCHER</b>	USA	29 Jan 94	8	<b>10.23</b> (.230)	0.165	
7	<b>Kemar HYMAN</b>	CAY	11 Oct 89	4	<b>10.37</b> (.368)	0.145	
8	<b>Ratu Banuve TABAKAUCORO</b>	FIJ	4 Sep 92	2	<b>10.56</b>	0.128	

**Heat 2** 6 27 September 2019 18:13 START TIME 25° C TEMPERATURE 67 % HUMIDITY -0.8m/s WIND

PLACE	NAME	COUNTRY	DATE OF BIRTH	LANE	RESULT	REACTION	Fn
1	<b>Justin GATLIN</b>	USA	10 Feb 82	9	<b>10.06</b>	<b>Q</b> 0.176	
2	<b>Andre DE GRASSE</b>	CAN	10 Nov 94	7	<b>10.13</b>	<b>Q</b> 0.138	
3	<b>Adam GEMILI</b>	GBR	6 Oct 93	4	<b>10.19</b> (.187)	<b>Q</b> 0.163	
4	<b>Tyquendo TRACEY</b>	JAM	10 Jun 93	6	<b>10.21</b> (.209)	<b>q</b> 0.135	
5	<b>Edward OSEI-NKETIA</b>	NZL	8 May 01	8	<b>10.24</b> (.231)	0.132	
6	<b>Rohan BROWNING</b>	AUS	31 Dec 97	5	<b>10.40</b>	0.124	
7	<b>Usheoritse ITSEKIRI</b>	NGR	31 Jan 98	3	<b>10.46</b>	0.170	
8	<b>Jonathan BARDOTTIER</b>	MRI	7 Feb 92	2	<b>DNS</b>		

**Heat 3** 6 27 September 2019 18:21 START TIME 25° C TEMPERATURE 67 % HUMIDITY -0.8m/s WIND

PLACE	NAME	COUNTRY	DATE OF BIRTH	LANE	RESULT	REACTION	Fn
1	<b>Zharnel HUGHES</b>	GBR	13 Jul 95	4	<b>10.08</b> (.077)	<b>Q</b> 0.138	
2	<b>Raymond EKEVWO</b>	NGR	23 Mar 99	8	<b>10.14</b> (.134)	<b>Q</b> 0.162	
3	<b>Emmanuel MATADI</b>	LBR	15 Apr 91	5	<b>10.19</b> (.185)	<b>Q</b> 0.137	
4	<b>Simon MAGAKWE</b>	RSA	14 May 86	7	<b>10.25</b> (.241)	0.154	
5	<b>Cejhae GREENE</b>	ANT	6 Oct 95	6	<b>10.33</b>	0.158	
6	<b>Joseph Paul AMOAH</b>	GHA	12 Jan 97	3	<b>10.36</b> (.355)	0.140	
7	<b>Zhouzheng XU</b>	CHN	26 Dec 95	9	<b>10.37</b> (.361)	0.172	
8	<b>Ebrima CAMARA</b>	GAM	18 Sep 96	2	<b>10.38</b> (.375)	0.142	

**Heat 4** 6 27 September 2019 18:29 START TIME 25° C TEMPERATURE 67 % HUMIDITY -0.3m/s WIND

PLACE	NAME	COUNTRY	DATE OF BIRTH	LANE	RESULT	REACTION	Fn
1	<b>Yohan BLAKE</b>	JAM	26 Dec 89	4	<b>10.07</b> (.064)	<b>Q</b> 0.166	
2	<b>Jimmy VICAUT</b>	FRA	27 Feb 92	5	<b>10.08</b> (.071)	<b>Q</b> 0.154	
3	<b>Arthur CISSÉ</b>	CIV	29 Dec 96	7	<b>10.14</b> (.138)	<b>Q</b> 0.130	
4	<b>Yoshihide KIRYU</b>	JPN	15 Dec 95	3	<b>10.18</b>	<b>q</b> 0.121	
5	<b>Bingtian SU</b>	CHN	29 Aug 89	8	<b>10.21</b> (.208)	<b>q</b> 0.129	
6	<b>Kukyoung KIM</b>	KOR	19 Apr 91	9	<b>10.32</b>	0.149	
7	<b>Vitor Hugo DOS SANTOS</b>	BRA	1 Feb 96	6	<b>10.42</b>	0.149	
8	<b>Hakeem HUGGINS</b>	SKN	21 Jan 97	2	<b>10.62</b>	0.141	

**RESULTS**  
**100 Metres Men - Round 1**

**Heat 5** **6** 27 September 2019 18:37 START TIME 25° C TEMPERATURE 67 % HUMIDITY  -0.3m/s WIND

PLACE	NAME	COUNTRY	DATE of BIRTH	LANE	RESULT	REACTION	Fn
1	<b>Paulo André CAMILO DE OLIVEIRA</b>	BRA	20 Aug 98	2	<b>10.11</b>	<b>Q</b>	0.143
2	<b>Michael RODGERS</b>	USA	24 Apr 85	6	<b>10.14</b> (.136)	<b>Q</b>	0.161
3	<b>Filippo TORTU</b>	ITA	15 Jun 98	7	<b>10.20</b>	<b>Q</b>	0.181
4	<b>Yuki KOIKE</b>	JPN	13 May 95	8	<b>10.21</b> (.202)	<b>q</b>	0.158
5	<b>Hassan TAFTIAN</b>	IRI	4 May 93	5	<b>10.24</b> (.236)		0.167
6	<b>Thando DLODLO</b>	RSA	22 Apr 99	4	<b>10.25</b> (.243)		0.150
7	<b>Owaab BARROW</b>	QAT	20 Aug 01	9	<b>12.82</b>		0.142
	<b>Divine ODUDURU</b>	NGR	7 Oct 96	3	<b>DNS</b>		

**Heat 6** **6** 27 September 2019 18:45 START TIME 25° C TEMPERATURE 67 % HUMIDITY  m/s WIND

PLACE	NAME	COUNTRY	DATE of BIRTH	LANE	RESULT	REACTION	Fn
1	<b>Christian COLEMAN</b>	USA	6 Mar 96	4	<b>9.98</b>	<b>Q</b>	0.148
2	<b>Lamont Marcell JACOBS</b>	ITA	26 Sep 94	7	<b>10.07</b> (.068)	<b>Q</b>	0.154
3	<b>Abdul Hakim SANI BROWN</b>	JPN	6 Mar 99	5	<b>10.09</b>	<b>Q</b>	0.175
4	<b>Rodrigo DO NASCIMENTO</b>	BRA	26 Sep 94	3	<b>10.25</b> (.244)		0.142
5	<b>Mario BURKE</b>	BAR	18 Mar 97	6	<b>10.31</b>		0.134
6	<b>Lalu Muhammad ZOHRI</b>	INA	1 Jul 00	2	<b>10.36</b> (.356)		0.193
7	<b>Alex WILSON</b>	SUI	19 Sep 90	8	<b>10.38</b> (.373)		0.106
	<b>Ngan NGOC NGHIA</b>	VIE	20 Jul 98	9	<b>DNS</b>		

ALL-TIME TOP LIST				SEASON TOP LIST			
RESULT	NAME	VENUE	DATE	RESULT	NAME	VENUE	2019
9.58	Usain BOLT (JAM)	Berlin (Olympiastadion)	16 Aug 09	9.81	Christian COLEMAN (USA)	Palo Alto, CA (USA)	30 Jun
9.69	Tyson GAY (USA)	Shanghai	20 Sep 09	9.86	Noah LYLES (USA)	Shanghai (CHN)	18 May
9.69	Yohan BLAKE (JAM)	Lausanne (Pontaise)	23 Aug 12	9.86	Divine ODUDURU (NGR)	Austin, TX (USA)	7 Jun
9.72	Asafa POWELL (JAM)	Lausanne (Pontaise)	2 Sep 08	9.87	Justin GATLIN (USA)	Palo Alto, CA (USA)	30 Jun
9.74	Justin GATLIN (USA)	Doha (Hamad Bin Suhaim)	15 May 15	9.93	Cravon GILLESPIE (USA)	Austin, TX (USA)	7 Jun
9.78	Nesta CARTER (JAM)	Rieti (Guidobaldi)	29 Aug 10	9.93	Akani SIMBINE (RSA)	London (GBR)	20 Jul
9.79	Maurice GREENE (USA)	Athina	16 Jun 99	9.93	Arthur CISSÉ (CIV)	Leverkusen (GER)	24 Jul
9.79	Christian COLEMAN (USA)	Bruxelles (BEL)	31 Aug 18	9.95	Zharnel HUGHES (GBR)	London (GBR)	20 Jul
9.80	Steve MULLINGS (JAM)	Eugene (Hayward Field), OR	4 Jun 11	9.96	Yohan BLAKE (JAM)	Kingston (JAM)	21 Jun
9.82	Richard THOMPSON (TTO)	Port of Spain	21 Jun 14	9.96	Aaron BROWN (CAN)	Montreal (CAN)	26 Jul
				9.96	Raymond EKEVWO (NGR)	Prince Moulay Abdellah, Rabat (MAR)	27 Aug



## SUMMARY



### 100 Metres Men - Preliminary Round

First 1 in each heat (Q) and the next 5 fastest (q) advance to the 1st Round

RECORDS	RESULT	NAME	COUNTRY	AGE	VENUE	DATE
World Record <b>WR</b>	9.58	Usain BOLT	JAM	23	Berlin (Olympiastadion)	16 Aug 2009
Championships Record <b>CR</b>	9.58	Usain BOLT	JAM	23	Berlin (Olympiastadion)	16 Aug 2009
World Leading <b>WL</b>	9.81	Christian COLEMAN	USA	23	Palo Alto, CA (USA)	30 Jun 2019
Area Record <b>AR</b>		National Record <b>NR</b>		Personal Best <b>PB</b>		Season Best <b>SB</b>

27 September 2019

RANK	PLACE	HEAT	LANE	BIB	NAME	COUNTRY	DATE OF BIRTH	RESULT	WIND
1	1	1	2		Taymir BURNET	NED	1 Oct 92	10.23	Q +0.1
2	1	2	6		Kukeyoung KIM	KOR	19 Apr 91	10.32	Q +0.4
3	1	3	9		Zhouzheng XU	CHN	26 Dec 95	10.35	Q +0.3
4	1	4	5		Ebrima CAMARA	GAM	18 Sep 96	10.36	Q 0.0
5	2	1	5		Hakeem HUGGINS	SKN	21 Jan 97	10.49	q +0.1
6	2	4	4		Ratu Banuve TABAKAUCORO	FIJ	4 Sep 92	10.56	q 0.0
7	2	3	6		Jonathan BARDOTTIER	MRI	7 Feb 92	10.61	q +0.3
8	3	1	7		Owaab BARROW	QAT	20 Aug 01	10.64	q <b>PB</b> +0.1
9	2	2	4		Ngan NGOC NGHIA	VIE	20 Jul 98	10.67	q <b>SB</b> +0.4
10	3	2	5		Yendountien TIEBEKABE	TOG	18 Jan 91	10.69	+0.4
11	3	4	2		Stern Noel LIFFA	MAW	17 Jul 00	10.72	<b>NR</b> 0.0
12	3	3	8		Melique GARCIA	HON	28 Jun 92	10.76	+0.3
13	4	2	8		Brandon JONES	BIZ	19 Jul 87	10.88	+0.4
14	4	3	7		Rossene MPINGO	COD	31 Aug 97	10.98	<b>PB</b> +0.3
15	4	4	9		Jonah HARRIS	NRU	16 Jan 99	11.01	0.0
16	4	1	8		Ronald Lawrence FOTOFILI	TGA	6 Jul 98	11.06	+0.1
17	5	1	4		Saymon RIJO MORRIS	AIA	2 Nov 00	11.11	<b>PB</b> +0.1
18	5	2	9		Paul MA'UNIKENI	SOL	14 Apr 00	11.29	<b>SB</b> +0.4
19	5	3	3		Scott James FITI	FSM	17 Jul 95	11.34	+0.3
20	5	4	6		Cheick CAMARA	GUI	16 Apr 98	11.38	<b>PB</b> 0.0
21	6	1	3		Said GILANI	AFG	5 Feb 96	11.45	<b>SB</b> +0.1
22	6	3	5		Bleu Michael PEREZ	GUM	29 Sep 96	11.48	<b>SB</b> +0.3
23	6	2	7		Tirioro Kamoriki WILLIE	KIR	15 Aug 99	11.57	+0.4
24	6	4	3		Dinesh Kumar DHAKAL	BHU	5 May 96	11.64	<b>NR</b> 0.0
25	7	4	7		Nainoa Soto THOMPSON	ASA	14 Mar 97	11.66	0.0
26	8	4	8		Adrian Justin Jimena ILILAU	PLW	21 Apr 00	11.67	0.0
27	7	1	9		Tikove PIIRA	COK	1 Apr 00	11.81	+0.1
28	7	3	4		Don MOTELLANG	MHL	27 Jul 98	11.89	<b>PB</b> +0.3
29	8	1	6		Alpha DIAGANA	MTN	5 Nov 93	12.30	<b>PB</b> +0.1
		2	3		Ahmed ALI	SUD	15 Nov 93	DNS	+0.4

#### ALL-TIME TOP LIST

RESULT	NAME	VENUE	DATE
9.58	Usain BOLT (JAM)	Berlin (Olympiastadion)	16 Aug 09
9.69	Tyson GAY (USA)	Shanghai	20 Sep 09
9.69	Yohan BLAKE (JAM)	Lausanne (Pontaise)	23 Aug 12
9.72	Asafa POWELL (JAM)	Lausanne (Pontaise)	2 Sep 08
9.74	Justin GATLIN (USA)	Doha (Hamad Bin Suhaim)	15 May 15
9.78	Nesta CARTER (JAM)	Rieti (Guidobaldi)	29 Aug 10
9.79	Maurice GREENE (USA)	Athina	16 Jun 99
9.79	Christian COLEMAN (USA)	Bruxelles (BEL)	31 Aug 18
9.80	Steve MULLINGS (JAM)	Eugene (Hayward Field), OR	4 Jun 11
9.82	Richard THOMPSON (TTO)	Port of Spain	21 Jun 14

#### SEASON TOP LIST

RESULT	NAME	VENUE	2019
9.81	Christian COLEMAN (USA)	Palo Alto, CA (USA)	30 Jun
9.86	Noah LYLES (USA)	Shanghai (CHN)	18 May
9.86	Divine ODUDURU (NGR)	Austin, TX (USA)	7 Jun
9.87	Justin GATLIN (USA)	Palo Alto, CA (USA)	30 Jun
9.93	Cravon GILLESPIE (USA)	Austin, TX (USA)	7 Jun
9.93	Akani SIMBINE (RSA)	London (GBR)	20 Jul
9.93	Arthur CISSÉ (CIV)	Leverkusen (GER)	24 Jul
9.95	Zharnel HUGHES (GBR)	London (GBR)	20 Jul
9.96	Yohan BLAKE (JAM)	Kingston (JAM)	21 Jun
9.96	Aaron BROWN (CAN)	Montreal (CAN)	26 Jul
9.96	Raymond EKEVWO (NGR)	Prince Moulay Abdellah, Rabat (MAR)	27 Aug

# RESULTS



## 100 Metres Men - Preliminary Round

First 1 in each heat (Q) and the next 5 fastest (q) advance to the 1st Round

RECORDS	RESULT NAME	COUNTRY	AGE	VENUE	DATE
World Record <b>WR</b>	<b>9.58 Usain BOLT</b>	JAM	23	Berlin (Olympiastadion)	16 Aug 2009
Championships Record <b>CR</b>	<b>9.58 Usain BOLT</b>	JAM	23	Berlin (Olympiastadion)	16 Aug 2009
World Leading <b>WL</b>	<b>9.81 Christian COLEMAN</b>	USA	23	Palo Alto, CA (USA)	30 Jun 2019
Area Record <b>AR</b>	National Record <b>NR</b>	Personal Best <b>PB</b>	Season Best <b>SB</b>		

**Heat 1** 4 27 September 2019 16:35 START TIME 36° C TEMPERATURE 67 % HUMIDITY +0.1m/s WIND

PLACE	NAME	COUNTRY	DATE OF BIRTH	LANE	RESULT	REACTION	Fn
1	<b>Taymir BURNET</b>	NED	1 Oct 92	2	<b>10.23</b>	<b>Q</b>	0.154
2	<b>Hakeem HUGGINS</b>	SKN	21 Jan 97	5	<b>10.49</b>	<b>q</b>	0.163
3	<b>Owaab BARROW</b>	QAT	20 Aug 01	7	<b>10.64</b>	<b>q</b> <b>PB</b>	0.156
4	<b>Ronald Lawrence FOTOFILI</b>	TGA	6 Jul 98	8	<b>11.06</b>		0.174
5	<b>Saymon RIJO MORRIS</b>	AIA	2 Nov 00	4	<b>11.11</b>	<b>PB</b>	0.151
6	<b>Said GILANI</b>	AFG	5 Feb 96	3	<b>11.45</b>	<b>SB</b>	0.146
7	<b>Tikove PIIRA</b>	COK	1 Apr 00	9	<b>11.81</b>		0.164
8	<b>Alpha DIAGANA</b>	MTN	5 Nov 93	6	<b>12.30</b>	<b>PB</b>	0.167

**Heat 2** 4 27 September 2019 16:43 START TIME 35° C TEMPERATURE 67 % HUMIDITY +0.4m/s WIND

PLACE	NAME	COUNTRY	DATE OF BIRTH	LANE	RESULT	REACTION	Fn
1	<b>Kukyong KIM</b>	KOR	19 Apr 91	6	<b>10.32</b>	<b>Q</b>	0.139
2	<b>Ngan NGOC NGHIA</b>	VIE	20 Jul 98	4	<b>10.67</b>	<b>q</b> <b>SB</b>	0.204
3	<b>Yendoutien TIEBEKABE</b>	TOG	18 Jan 91	5	<b>10.69</b>		0.132
4	<b>Brandon JONES</b>	BIZ	19 Jul 87	8	<b>10.88</b>		0.205
5	<b>Paul MA'UNIKENI</b>	SOL	14 Apr 00	9	<b>11.29</b>	<b>SB</b>	0.185
6	<b>Tirioro Kamoriki WILLIE</b>	KIR	15 Aug 99	7	<b>11.57</b>		0.172
	<b>Ahmed ALI</b>	SUD	15 Nov 93	3	<b>DNS</b>		

**Heat 3** 4 27 September 2019 16:51 START TIME 35° C TEMPERATURE 67 % HUMIDITY +0.3m/s WIND

PLACE	NAME	COUNTRY	DATE OF BIRTH	LANE	RESULT	REACTION	Fn
1	<b>Zhouzheng XU</b>	CHN	26 Dec 95	9	<b>10.35</b>	<b>Q</b>	0.164
2	<b>Jonathan BARDOTTIER</b>	MRI	7 Feb 92	6	<b>10.61</b>	<b>q</b>	0.176
3	<b>Melique GARCIA</b>	HON	28 Jun 92	8	<b>10.76</b>		0.122
4	<b>Rossene MPINGO</b>	COD	31 Aug 97	7	<b>10.98</b>	<b>PB</b>	0.126
5	<b>Scott James FITI</b>	FSM	17 Jul 95	3	<b>11.34</b>		0.173
6	<b>Bleu Michael PEREZ</b>	GUM	29 Sep 96	5	<b>11.48</b>	<b>SB</b>	0.147
7	<b>Don MOTELLANG</b>	MHL	27 Jul 98	4	<b>11.89</b>	<b>PB</b>	0.157

**Heat 4** 4 27 September 2019 16:59 START TIME 35° C TEMPERATURE 67 % HUMIDITY 0.0m/s WIND

PLACE	NAME	COUNTRY	DATE OF BIRTH	LANE	RESULT	REACTION	Fn
1	<b>Ebrima CAMARA</b>	GAM	18 Sep 96	5	<b>10.36</b>	<b>Q</b>	0.136
2	<b>Ratu Banuve TABAKAUCORO</b>	FIJ	4 Sep 92	4	<b>10.56</b>	<b>q</b>	0.133
3	<b>Stern Noel LIFFA</b>	MAW	17 Jul 00	2	<b>10.72</b>	<b>NR</b>	0.220
4	<b>Jonah HARRIS</b>	NRU	16 Jan 99	9	<b>11.01</b>		0.111
5	<b>Cheick CAMARA</b>	GUI	16 Apr 98	6	<b>11.38</b>	<b>PB</b>	0.186
6	<b>Dinesh Kumar DHAKAL</b>	BHU	5 May 96	3	<b>11.64</b>	<b>NR</b>	0.195
7	<b>Nainoa Soto THOMPSON</b>	ASA	14 Mar 97	7	<b>11.66</b>		0.166
8	<b>Adrian Justin Jimena ILILAU</b>	PLW	21 Apr 00	8	<b>11.67</b>		0.180

**RESULTS**  
**100 Metres Men - Preliminary Round**

ALL-TIME TOP LIST				SEASON TOP LIST			
RESULT	NAME	VENUE	DATE	RESULT	NAME	VENUE	2019
9.58	Usain BOLT (JAM)	Berlin (Olympiastadion)	16 Aug 09	9.81	Christian COLEMAN (USA)	Palo Alto, CA (USA)	30 Jun
9.69	Tyson GAY (USA)	Shanghai	20 Sep 09	9.86	Noah LYLES (USA)	Shanghai (CHN)	18 May
9.69	Yohan BLAKE (JAM)	Lausanne (Pontaise)	23 Aug 12	9.86	Divine ODUDURU (NGR)	Austin, TX (USA)	7 Jun
9.72	Asafa POWELL (JAM)	Lausanne (Pontaise)	2 Sep 08	9.87	Justin GATLIN (USA)	Palo Alto, CA (USA)	30 Jun
9.74	Justin GATLIN (USA)	Doha (Hamad Bin Suhaim)	15 May 15	9.93	Cravon GILLESPIE (USA)	Austin, TX (USA)	7 Jun
9.78	Nesta CARTER (JAM)	Rieti (Guidobaldi)	29 Aug 10	9.93	Akani SIMBINE (RSA)	London (GBR)	20 Jul
9.79	Maurice GREENE (USA)	Athína	16 Jun 99	9.93	Arthur CISSÉ (CIV)	Leverkusen (GER)	24 Jul
9.79	Christian COLEMAN (USA)	Bruxelles (BEL)	31 Aug 18	9.95	Zharnel HUGHES (GBR)	London (GBR)	20 Jul
9.80	Steve MULLINGS (JAM)	Eugene (Hayward Field), OR	4 Jun 11	9.96	Yohan BLAKE (JAM)	Kingston (JAM)	21 Jun
9.82	Richard THOMPSON (TTO)	Port of Spain	21 Jun 14	9.96	Aaron BROWN (CAN)	Montreal (CAN)	26 Jul
				9.96	Raymond EKEVWO (NGR)	Prince Moulay Abdellah, Rabat (MAR)	27 Aug



# SUMMARY



## 200 Metres Men - Round 1

First 3 in each heat (Q) and the next 3 fastest (q) advance to the Semi-Finals

ANDRE EWERS REINSTATED BY THE JURY OF APPEAL

RECORDS	RESULT	NAME	COUNTRY	AGE	VENUE	DATE
World Record <b>WR</b>	19.19	Usain BOLT	JAM	23	Berlin (Olympiastadion)	20 Aug 2009
Championships Record <b>CR</b>	19.19	Usain BOLT	JAM	23	Berlin (Olympiastadion)	20 Aug 2009
World Leading <b>WL</b>	19.50	Noah LYLES	USA	22	Lausanne (Pontaise)	5 Jul 2019
Area Record <b>AR</b>		National Record <b>NR</b>		Personal Best <b>PB</b>		Season Best <b>SB</b>

29 September 2019

RANK	PLACE	HEAT	LANE	BIB	NAME	COUNTRY	DATE OF BIRTH	RESULT		WIND
1	1	1	7		Adam GEMILI	GBR	6 Oct 93	20.06	Q	<b>SB</b> +0.5
2	1	3	4		Alex QUIÑÓNEZ	ECU	11 Aug 89	20.08	Q	+0.8
3	1	5	4		Aaron BROWN	CAN	27 May 92	20.10	Q	+1.0
4	2	5	5		Miguel FRANCIS	GBR	28 Mar 95	20.11	Q	+1.0
5	1	4	6		Kyle GREAU	TTO	26 Apr 88	20.19	Q	+0.7
6	1	2	4		Zhenye XIE	CHN	17 Aug 93	20.20 (.199)	Q	+0.5
7	1	6	7		Andre DE GRASSE	CAN	10 Nov 94	20.20 (.200)	Q	+0.9
8	1	7	8		Jereem RICHARDS	TTO	13 Jan 94	20.23 (.229)	Q	+0.2
8	2	3	8		Yohan BLAKE	JAM	26 Dec 89	20.23 (.229)	Q	<b>SB</b> +0.8
10	2	2	3		Zharnel HUGHES	GBR	13 Jul 95	20.24	Q	<b>SB</b> +0.5
11	2	7	3		Noah LYLES	USA	18 Jul 97	20.26	Q	+0.2
12	2	1	2		Ramil GULIYEV	TUR	29 May 90	20.27	Q	+0.5
13	2	6	9		Clarence MUNYAI	RSA	20 Feb 98	20.29	Q	+0.9
14	3	2	5		Anaso JOBODWANA	RSA	30 Jul 92	20.35	Q	<b>SB</b> +0.5
15	3	5	6		Rasheed DWYER	JAM	29 Jan 89	20.37 (.365)	Q	+1.0
16	3	1	6		Taymir BURNET	NED	1 Oct 92	20.37 (.370)	Q	+0.5
17	3	7	2		Brendon RODNEY	CAN	9 Apr 92	20.38	Q	+0.2
18	3	6	6		Serhiy SMELYK	UKR	19 Apr 87	20.39	Q	+0.9
19	4	1	9		Divine ODUDURU	NGR	7 Oct 96	20.40 (.392)	q	+0.5
20	3	3	6		Alex WILSON	SUI	19 Sep 90	20.40 (.396)	Q	+0.8
21	4	7	7		Andre EWERS	JAM	7 Jun 95	20.41	q	+0.2
22	4	5	3		Eseosa DESALU	ITA	19 Feb 94	20.43	q	+1.0
23	4	3	7		Aldemir JUNIOR	BRA	8 Jun 92	20.44		+0.8
24	4	2	8		Yuki KOIKE	JPN	13 May 95	20.46		+0.5
25	2	4	2		Yancarlos MARTÍNEZ	DOM	8 Jul 92	20.47	Q	+0.7
26	5	2	7		Fahhad Mohammed ALSUBAIE	KSA	4 Feb 94	20.51		+0.5
27	3	4	4		Reynier MENA	CUB	21 Nov 96	20.52	Q	+0.7
28	4	6	3		Sydney SIAME	ZAM	7 Oct 97	20.58		+0.9
29	4	4	7		Jeremy DODSON	SAM	30 Aug 87	20.60		+0.7
30	5	6	4		Kirara SHIRAIISHI	JPN	31 May 96	20.62 (.613)		+0.9
31	5	5	8		Jun YAMASHITA	JPN	23 Aug 97	20.62 (.620)		+1.0
32	5	7	6		Mouhamadou FALL	FRA	25 Feb 92	20.63		+0.2
33	5	4	3		Bernardo BALOYES	COL	6 Jan 94	20.64		+0.7
34	6	6	8		Steven MÜLLER	GER	15 Sep 90	20.69		+0.9
35	6	7	4		Guy MAGANGA GORRA	GAB	18 Mar 93	20.74		+0.2
36	5	1	5		Paulo André CAMILO DE OLIVEIRA	BRA	20 Aug 98	20.75 (.745)		+0.5
37	6	5	7		Abdelaziz MOHAMED	QAT	20 Oct 01	20.75 (.750)		<b>SB</b> +1.0
38	5	3	2		Chun-Han YANG	TPE	1 Jan 97	20.80		+0.8
39	6	3	5		Noureddine HADID	LBN	28 Jan 93	20.84		<b>NR</b> +0.8
40	7	6	5		Sibusiso MATSENJWA	SWZ	2 May 88	20.85		+0.9

**SUMMARY**  
**200 Metres Men - Round 1**

**ANDRE EWERS REINSTATED BY THE JURY OF APPEAL**

29 September 2019

RANK	PLACE	HEAT	LANE	BIB	NAME	COUNTRY	DATE of BIRTH	RESULT	WIND
41	6	4	8		Emmanuel ESEME	CMR	17 Aug 93	<b>20.87</b>	+0.7
42	7	3	9		Antonio INFANTINO	ITA	22 Mar 91	<b>20.89</b>	+0.8
43	6	1	8		Rodney ROWE	USA	17 Mar 97	<b>20.92</b>	+0.5
44	7	5	9		Emmanuel AROWOLO	NGR	8 Jul 97	<b>21.07</b>	+1.0
45	7	1	3		Fodé SISSOKO	MLI	9 Oct 96	<b>21.30</b>	+0.5
46	7	4	5		Kenneth BEDNAREK	USA	14 Oct 98	<b>21.50</b>	+0.7
47	6	2	6		José Andrés SALAZAR	ESA	11 Jan 97	<b>21.64</b>	+0.5
48	7	2	9		Muhd Noor Firdaus AR RASYID	BRU	22 Oct 96	<b>21.99</b>	+0.5
49	8	6	2		Ahmed AL YAARI	YEM	16 Jan 00	<b>22.37</b>	NR +0.9
50	8	3	3		Gregory BRADAI	PYF	20 Jun 93	<b>22.79</b>	SB +0.8
			1	4	Terrance JONES	BAH	8 Jan 02	<b>DQ</b>	163.3(a) +0.5
			5	2	Jeffrey VANAN	SUR	21 Dec 92	<b>DQ</b>	163.3(a) +1.0
			7	5	Alonso EDWARD	PAN	8 Dec 89	<b>DNS</b>	+0.2

**NOTE** IAAF Rule 163.3(a) - Lane infringement

ALL-TIME TOP LIST				SEASON TOP LIST			
RESULT	NAME	VENUE	DATE	RESULT	NAME	VENUE	2019
19.19	Usain BOLT (JAM)	Berlin (Olympiastadion)	20 Aug 09	19.50	Noah LYLES (USA)	Lausanne (Pontaise)	5 Jul
19.26	Yohan BLAKE (JAM)	Bruxelles (Boudewijnstadion)	16 Sep 11	19.70	Michael NORMAN (USA)	Roma (ITA)	6 Jun
19.32	Michael JOHNSON (USA)	Atlanta (Olympic Stadium), GA	1 Aug 96	19.73	Divine ODUDURU (NGR)	Austin, TX (USA)	7 Jun
19.50	Noah LYLES (USA)	Lausanne (Pontaise)	5 Jul 19	19.82	Kenneth BEDNAREK (USA)	Hobbs, NM (USA)	18 May
19.53	Walter DIX (USA)	Bruxelles (Boudewijnstadion)	16 Sep 11	19.86	Ramil GULIYEV (TUR)	Bruxelles (BEL)	6 Sep
19.57	Justin GATLIN (USA)	Eugene (Hayward Field), OR	28 Jun 15	19.87	Alex QUIÑÓNEZ (ECU)	Lausanne (Pontaise)	5 Jul
19.58	Tyson GAY (USA)	New York City (Icahn), NY	30 May 09	19.87	Andre DE GRASSE (CAN)	Bruxelles (BEL)	6 Sep
19.63	Xavier CARTER (USA)	Lausanne (Pontaise)	11 Jul 06	19.88	Zhenye XIE (CHN)	London (GBR)	21 Jul
19.65	Wallace SPEARMON (USA)	Daegu	28 Sep 06	19.91	Christian COLEMAN (USA)	Székesfehérvár (HUN)	9 Jul
19.68	Frank FREDERICKS (NAM)	Atlanta (Olympic Stadium), GA	1 Aug 96	19.93	Cravon GILLESPIE (USA)	Austin, TX (USA)	7 Jun

# RESULTS



## 200 Metres Men - Round 1

First 3 in each heat (Q) and the next 3 fastest (q) advance to the Semi-Finals

**ANDRE EWERS REINSTATED BY THE JURY OF APPEAL**

RECORDS	RESULT NAME	COUNTRY	AGE	VENUE	DATE
World Record <b>WR</b>	19.19 Usain BOLT	JAM	23	Berlin (Olympiastadion)	20 Aug 2009
Championships Record <b>CR</b>	19.19 Usain BOLT	JAM	23	Berlin (Olympiastadion)	20 Aug 2009
World Leading <b>WL</b>	19.50 Noah LYLES	USA	22	Lausanne (Pontaise)	5 Jul 2019
Area Record <b>AR</b>	National Record <b>NR</b>	Personal Best <b>PB</b>	Season Best <b>SB</b>		

**Heat 1** 7 29 September 2019 20:07 START TIME

TEMPERATURE 73% HUMIDITY WIND +0.5m/s

PLACE	NAME	COUNTRY	DATE OF BIRTH	LANE	RESULT	REACTION	Fn
1	Adam GEMILI	GBR	6 Oct 93	7	20.06	Q SB 0.173	
2	Ramil GULIYEV	TUR	29 May 90	2	20.27	Q 0.157	
3	Taymir BURNET	NED	1 Oct 92	6	20.37 [370]	Q 0.151	
4	Divine ODUDURU	NGR	7 Oct 96	9	20.40 [392]	q 0.186	
5	Paulo André CAMILO DE OLIVEIRA	BRA	20 Aug 98	5	20.75 [745]	0.152	
6	Rodney ROWE	USA	17 Mar 97	8	20.92	0.179	
7	Fodé SISSOKO	MLI	9 Oct 96	3	21.30	0.194	
	Terrance JONES	BAH	8 Jan 02	4	DQ 163.3(a)	0.166	

NOTE IAAF Rule 163.3(a) - Lane infringement

**Heat 2** 7 29 September 2019 20:14 START TIME

TEMPERATURE 73% HUMIDITY WIND +0.5m/s

PLACE	NAME	COUNTRY	DATE OF BIRTH	LANE	RESULT	REACTION	Fn
1	Zhenye XIE	CHN	17 Aug 93	4	20.20 [199]	Q 0.175	
2	Zharnel HUGHES	GBR	13 Jul 95	3	20.24	Q SB 0.138	
3	Anaso JOBODWANA	RSA	30 Jul 92	5	20.35	Q SB 0.145	
4	Yuki KOIKE	JPN	13 May 95	8	20.46	0.167	
5	Fahhad Mohammed ALSUBAIE	KSA	4 Feb 94	7	20.51	0.175	
6	José Andrés SALAZAR	ESA	11 Jan 97	6	21.64	0.196	
7	Muhd Noor Firdaus AR RASYID	BRU	22 Oct 96	9	21.99	0.186	

**Heat 3** 7 29 September 2019 20:21 START TIME

TEMPERATURE 73% HUMIDITY WIND +0.8m/s

PLACE	NAME	COUNTRY	DATE OF BIRTH	LANE	RESULT	REACTION	Fn
1	Alex QUIÑÓNEZ	ECU	11 Aug 89	4	20.08	Q 0.175	
2	Yohan BLAKE	JAM	26 Dec 89	8	20.23 [229]	Q SB 0.166	
3	Alex WILSON	SUI	19 Sep 90	6	20.40 [396]	Q 0.118	
4	Aldemir JUNIOR	BRA	8 Jun 92	7	20.44	0.148	
5	Chun-Han YANG	TPE	1 Jan 97	2	20.80	0.140	
6	Noureddine HADID	LBN	28 Jan 93	5	20.84	NR 0.159	
7	Antonio INFANTINO	ITA	22 Mar 91	9	20.89	0.149	
8	Gregory BRADAI	PYF	20 Jun 93	3	22.79	SB 0.198	

**Heat 4** 7 29 September 2019 20:29 START TIME

TEMPERATURE 73% HUMIDITY WIND +0.7m/s

PLACE	NAME	COUNTRY	DATE OF BIRTH	LANE	RESULT	REACTION	Fn
1	Kyle GREAU	TTO	26 Apr 88	6	20.19	Q 0.169	
2	Yancarlos MARTÍNEZ	DOM	8 Jul 92	2	20.47	Q 0.137	
3	Reynier MENA	CUB	21 Nov 96	4	20.52	Q 0.144	
4	Jeremy DODSON	SAM	30 Aug 87	7	20.60	0.138	
5	Bernardo BALOYES	COL	6 Jan 94	3	20.64	0.157	
6	Emmanuel ESEME	CMR	17 Aug 93	8	20.87	0.186	
7	Kenneth BEDNAREK	USA	14 Oct 98	5	21.50	0.168	

**RESULTS**  
**200 Metres Men - Round 1**

ANDRE EWERS REINSTATED BY THE JURY OF APPEAL

PLACE	NAME	COUNTRY	DATE OF BIRTH	LANE	RESULT	REACTION	Fn
1	<b>Aaron BROWN</b>	CAN	27 May 92	4	<b>20.10</b>	<b>Q</b>	0.154
2	<b>Miguel FRANCIS</b>	GBR	28 Mar 95	5	<b>20.11</b>	<b>Q</b>	0.147
3	<b>Rasheed DWYER</b>	JAM	29 Jan 89	6	<b>20.37</b> [.365]	<b>Q</b>	0.153
4	<b>Eseosa DESALU</b>	ITA	19 Feb 94	3	<b>20.43</b>	<b>q</b>	0.136
5	<b>Jun YAMASHITA</b>	JPN	23 Aug 97	8	<b>20.62</b> [.620]		0.139
6	<b>Abdelaziz MOHAMED</b>	QAT	20 Oct 01	7	<b>20.75</b> [.750]	<b>SB</b>	0.170
7	<b>Emmanuel AROWOLO</b>	NGR	8 Jul 97	9	<b>21.07</b>		0.169
	<b>Jeffrey VANAN</b>	SUR	21 Dec 92	2	<b>DQ</b> 163.3(a)		0.177

NOTE IAAF Rule 163.3(a) - Lane infringement

PLACE	NAME	COUNTRY	DATE OF BIRTH	LANE	RESULT	REACTION	Fn
1	<b>Andre DE GRASSE</b>	CAN	10 Nov 94	7	<b>20.20</b> [.200]	<b>Q</b>	0.128
2	<b>Clarence MUNYAI</b>	RSA	20 Feb 98	9	<b>20.29</b>	<b>Q</b>	0.164
3	<b>Serhiy SMELYK</b>	UKR	19 Apr 87	6	<b>20.39</b>	<b>Q</b>	0.145
4	<b>Sydney SIAME</b>	ZAM	7 Oct 97	3	<b>20.58</b>		0.175
5	<b>Kirara SHIRAIISHI</b>	JPN	31 May 96	4	<b>20.62</b> [.613]		0.164
6	<b>Steven MÜLLER</b>	GER	15 Sep 90	8	<b>20.69</b>		0.163
7	<b>Sibusiso MATSENJWA</b>	SWZ	2 May 88	5	<b>20.85</b>		0.170
8	<b>Ahmed AL YAARI</b>	YEM	16 Jan 00	2	<b>22.37</b>	<b>NR</b>	0.177

PLACE	NAME	COUNTRY	DATE OF BIRTH	LANE	RESULT	REACTION	Fn
1	<b>Jereem RICHARDS</b>	TTO	13 Jan 94	8	<b>20.23</b> [.229]	<b>Q</b>	0.153
2	<b>Noah LYLES</b>	USA	18 Jul 97	3	<b>20.26</b>	<b>Q</b>	0.168
3	<b>Brendon RODNEY</b>	CAN	9 Apr 92	2	<b>20.38</b>	<b>Q</b>	0.143
4	<b>Andre EWERS</b>	JAM	7 Jun 95	7	<b>20.41</b>	<b>q</b>	0.148
5	<b>Mouhamadou FALL</b>	FRA	25 Feb 92	6	<b>20.63</b>		0.179
6	<b>Guy MAGANGA GORRA</b>	GAB	18 Mar 93	4	<b>20.74</b>		0.155
	<b>Alonso EDWARD</b>	PAN	8 Dec 89	5	<b>DNS</b>		

ALL-TIME TOP LIST				SEASON TOP LIST			
RESULT	NAME	VENUE	DATE	RESULT	NAME	VENUE	2019
19.19	Usain BOLT (JAM)	Berlin (Olympiastadion)	20 Aug 09	19.50	Noah LYLES (USA)	Lausanne (Pontaise)	5 Jul
19.26	Yohan BLAKE (JAM)	Bruxelles (Boudewijnstadion)	16 Sep 11	19.70	Michael NORMAN (USA)	Roma (ITA)	6 Jun
19.32	Michael JOHNSON (USA)	Atlanta (Olympic Stadium), GA	1 Aug 96	19.73	Divine ODUDURU (NGR)	Austin, TX (USA)	7 Jun
19.50	Noah LYLES (USA)	Lausanne (Pontaise)	5 Jul 19	19.82	Kenneth BEDNAREK (USA)	Hobbs, NM (USA)	18 May
19.53	Walter DIX (USA)	Bruxelles (Boudewijnstadion)	16 Sep 11	19.86	Ramil GULIYEV (TUR)	Bruxelles (BEL)	6 Sep
19.57	Justin GATLIN (USA)	Eugene (Hayward Field), OR	28 Jun 15	19.87	Alex QUIÑÓNEZ (ECU)	Lausanne (Pontaise)	5 Jul
19.58	Tyson GAY (USA)	New York City (Icahn), NY	30 May 09	19.87	Andre DE GRASSE (CAN)	Bruxelles (BEL)	6 Sep
19.63	Xavier CARTER (USA)	Lausanne (Pontaise)	11 Jul 06	19.88	Zhenye XIE (CHN)	London (GBR)	21 Jul
19.65	Wallace SPEARMON (USA)	Daegu	28 Sep 06	19.91	Christian COLEMAN (USA)	Székesfehérvár (HUN)	9 Jul
19.68	Frank FREDERICKS (NAM)	Atlanta (Olympic Stadium), GA	1 Aug 96	19.93	Cravon GILLESPIE (USA)	Austin, TX (USA)	7 Jun

## SUMMARY



### 800 Metres Men - Semi-Final

First 2 in each heat (Q) and the next 2 fastest (q) advance to the Final

RECORDS	RESULT	NAME	COUNTRY	AGE	VENUE	DATE
World Record <b>WR</b>	1:40.91	David RUDISHA	KEN	24	London (Olympic Stadium)	9 Aug 2012
Championships Record <b>CR</b>	1:43.06	Billy KONCHELLAH	KEN	26	Roma (Stadio Olimpico)	1 Sep 1987
World Leading <b>WL</b>	1:41.89	Nijel AMOS	BOT	25	Monaco (MON)	12 Jul 2019
Area Record <b>AR</b>		National Record <b>NR</b>		Personal Best <b>PB</b>		Season Best <b>SB</b>

29 September 2019

RANK	PLACE	HEAT	LANE	BIB	NAME	COUNTRY	DATE of BIRTH	RESULT	
1	1	1	7		Wesley VÁZQUEZ	PUR	27 Mar 94	<b>1:43.96</b>	<b>Q</b>
2	2	1	4		Ferguson Cheruiyot ROTICH	KEN	30 Nov 89	<b>1:44.20</b>	<b>Q</b>
3	3	1	5		Clayton MURPHY	USA	26 Feb 95	<b>1:44.48</b>	<b>q</b>
4	1	2	5		Donavan BRAZIER	USA	15 Apr 97	<b>1:44.87</b>	<b>Q</b>
5	4	1	2		Adrián BEN	ESP	4 Aug 98	<b>1:44.97</b>	<b>q</b> <b>PB</b>
6	2	2	6		Marco AROP	CAN	20 Sep 98	<b>1:45.07</b>	<b>Q</b>
7	5	1	8		Elliot GILES	GBR	26 May 94	<b>1:45.15</b>	
8	3	2	4		Emmanuel Kipkurui KORIR	KEN	15 Jun 95	<b>1:45.19</b>	
9	6	1	9		Adam KSZCZOT	POL	2 Sep 89	<b>1:45.22</b>	
10	4	2	2		Brannon KIDDER	USA	18 Nov 93	<b>1:45.62</b>	
11	1	3	5		Amel TUKA	BIH	9 Jan 91	<b>1:45.63</b>	<b>Q</b>
12	5	2	9		Mostafa SMAILI	MAR	9 Jan 97	<b>1:45.78</b>	
13	7	1	3		Abdessalem AYOUNI	TUN	16 May 94	<b>1:45.80</b>	
14	2	3	4		Bryce HOPPEL	USA	5 Sep 97	<b>1:45.95</b>	<b>Q</b>
15	6	2	8		Tshepo TSHITE	RSA	5 Jan 97	<b>1:46.08</b>	
16	3	3	3		Álvaro DE ARRIBA	ESP	2 Jun 94	<b>1:46.09</b>	
17	7	2	3		Yassine HETHAT	ALG	30 Aug 91	<b>1:46.15</b>	
18	4	3	7		Brandon MCBRIDE	CAN	15 Jun 94	<b>1:46.21</b>	
19	5	3	8		Kyle LANGFORD	GBR	2 Feb 96	<b>1:46.41</b>	
20	6	3	6		Ngeno KIPNGETICH	KEN	17 Aug 00	<b>1:46.61</b>	
21	8	1	6		Abubaker Haydar ABDALLA	QAT	28 Aug 96	<b>1:46.87</b>	
22	7	3	9		Pierre-Ambroise BOSSE	FRA	11 May 92	<b>1:47.60</b>	
23	8	2	7		Jamie WEBB	GBR	1 Jun 94	<b>1:48.44</b>	
		3	2		Oussama NABIL	MAR	18 Feb 96	<b>DQ</b>	163.2(b)

**NOTE** IAAF Rule 163.2(b) - Jostling / Obstruction

ALL-TIME TOP LIST				SEASON TOP LIST			
RESULT	NAME	VENUE	DATE	RESULT	NAME	VENUE	2019
1:40.91	David RUDISHA (KEN)	London (Olympic Stadium)	9 Aug 12	1:41.89	Nijel AMOS (BOT)	Monaco (MON)	12 Jul
1:41.11	Wilson KIPKETER (DEN)	Köln	24 Aug 97	1:42.54	Ferguson Cheruiyot ROTICH (KEN)	Monaco (MON)	12 Jul
1:41.73	Sebastian COE (GBR)	Firenze (Stadio Comunale)	10 Jun 81	1:42.70	Donavan BRAZIER (USA)	Zürich (SUI)	29 Aug
1:41.73	Nijel AMOS (BOT)	London (Olympic Stadium)	9 Aug 12	1:43.11	Timothy CHERUIYOT (KEN)	Nairobi (KEN)	22 Aug
1:41.77	Joaquim CRUZ (BRA)	Köln	26 Aug 84	1:43.48	Wyclife KINYAMAL (KEN)	London (GBR)	20 Jul
1:42.05	Emmanuel Kipkurui KORIR (KEN)	London (GBR)	22 Jul 18	1:43.51	Brandon MCBRIDE (CAN)	Zürich (SUI)	29 Aug
1:42.23	Abubaker KAKI (SUD)	Oslo (Bislett)	4 Jun 10	1:43.62	Amel TUKA (BIH)	Monaco (MON)	12 Jul
1:42.28	Sammy KOSKEI (KEN)	Köln	26 Aug 84	1:43.69	Emmanuel Kipkurui KORIR (KEN)	Zürich (SUI)	29 Aug
1:42.34	Wilfred BUNGEI (KEN)	Rieti	8 Sep 02	1:43.70	Michael SARUNI (KEN)	Monaco (MON)	12 Jul
1:42.37	Mohammed AMAN (ETH)	Bruxelles (Boudewijnstadion)	6 Sep 13	1:43.74	Marcin LEWANDOWSKI (POL)	London (GBR)	20 Jul

# RACE ANALYSIS



## 800 Metres Men - Semi-Final

First 2 in each heat (Q) and the next 2 fastest (q) advance to the Final

**Heat 3**

**3**

29 September 2019 22:15 START TIME

TEMPERATURE 71 %  
HUMIDITY

1 200 m 2 300 m 3 400 m 4 500 m 5 600 m 6 700 m

1 Amel TUKA							BIH	9 Jan 91	1:45.63					
1	24.96	2	14.06	3	14.21	4	13.88	5	12.80	6	12.46			
	24.96 (3)		39.02 (2)		53.23 (3)		1:07.11 (3)		1:19.91 (2)		1:32.37 (1)			
2 Bryce HOPPEL							USA	5 Sep 97	1:45.95					
1	25.16	2	14.33	3	13.66	4	13.91	5	13.03	6	12.79			
	25.16 (6)		39.49 (7)		53.15 (2)		1:07.06 (2)		1:20.09 (4)		1:32.88 (4)			
3 Álvaro DE ARRIBA							ESP	2 Jun 94	1:46.09					
1	25.63	2	14.06	3	14.02	4	13.85	5	12.78	6	12.82			
	25.63 (8)		39.69 (8)		53.71 (8)		1:07.56 (8)		1:20.34 (6)		1:33.16 (7)			
4 Brandon MCBRIDE							CAN	15 Jun 94	1:46.21					
1	24.84	2	14.25	3	14.20	4	13.92	5	12.62	6	12.75			
	24.84 (2)		39.09 (3)		53.29 (4)		1:07.21 (4)		1:19.83 (1)		1:32.58 (2)			
5 Kyle LANGFORD							GBR	2 Feb 96	1:46.41					
1	25.06	2	14.13	3	14.29	4	13.89	5	13.00	6	12.71			
	25.06 (5)		39.19 (5)		53.48 (7)		1:07.37 (7)		1:20.37 (7)		1:33.08 (6)			
6 Ngeno KIPNGETICH							KEN	17 Aug 00	1:46.61					
1	24.76	2	14.15	3	14.18	4	13.94	5	13.12	6	12.87			
	24.76 (1)		38.91 (1)		53.09 (1)		1:07.03 (1)		1:20.15 (5)		1:33.02 (5)			
7 Pierre-Ambroise BOSSE							FRA	11 May 92	1:47.60					
1	24.98	2	14.33	3	14.06	4	13.93	5	12.69	6	12.72			
	24.98 (4)		39.31 (6)		53.37 (5)		1:07.30 (5)		1:19.99 (3)		1:32.71 (3)			
Oussama NABIL							MAR	18 Feb 96	DQ 163.2(b)					
1	25.42	2	13.75	3	14.27	4	13.88	5	13.05	6	12.91			
	25.42 (7)		39.17 (4)		53.44 (6)		1:07.32 (6)		1:20.37 (8)		1:33.28 (8)			

**NOTE** IAAF Rule 163.2(b) - Jostling / Obstruction

# RESULTS



## 800 Metres Men - Semi-Final

First 2 in each heat (Q) and the next 2 fastest (q) advance to the Final

RECORDS	RESULT NAME	COUNTRY	AGE	VENUE	DATE
World Record <b>WR</b>	1:40.91 David RUDISHA	KEN	24	London (Olympic Stadium)	9 Aug 2012
Championships Record <b>CR</b>	1:43.06 Billy KONCHELLAH	KEN	26	Roma (Stadio Olimpico)	1 Sep 1987
World Leading <b>WL</b>	1:41.89 Nijel AMOS	BOT	25	Monaco (MON)	12 Jul 2019
Area Record <b>AR</b>	National Record <b>NR</b>	Personal Best <b>PB</b>	Season Best <b>SB</b>		

### Heat 1

3

29 September 2019 21:55 START TIME

TEMPERATURE 71% HUMIDITY

PLACE	NAME	COUNTRY	DATE OF BIRTH	LANE	RESULT
1	Wesley VÁZQUEZ	PUR	27 Mar 94	7	1:43.96 Q
2	Ferguson Cheruiyot ROTICH	KEN	30 Nov 89	4	1:44.20 Q
3	Clayton MURPHY	USA	26 Feb 95	5	1:44.48 q
4	Adrián BEN	ESP	4 Aug 98	2	1:44.97 q <b>PB</b>
5	Elliot GILES	GBR	26 May 94	8	1:45.15
6	Adam KSZCZOT	POL	2 Sep 89	9	1:45.22
7	Abdessalem AYOUNI	TUN	16 May 94	3	1:45.80
8	Abubaker Haydar ABDALLA	QAT	28 Aug 96	6	1:46.87

#### INTERMEDIATE TIMES

200 m	23.11 Abubaker Haydar ABDALLA	300 m	35.68 Abubaker Haydar ABDALLA
400 m	48.72 Abubaker Haydar ABDALLA	500 m	1:02.24 Abubaker Haydar ABDALLA
600 m	1:15.81 Wesley VÁZQUEZ	700 m	1:29.53 Wesley VÁZQUEZ

### Heat 2

3

29 September 2019 22:05 START TIME

TEMPERATURE 71% HUMIDITY

PLACE	NAME	COUNTRY	DATE OF BIRTH	LANE	RESULT
1	Donavan BRAZIER	USA	15 Apr 97	5	1:44.87 Q
2	Marco AROP	CAN	20 Sep 98	6	1:45.07 Q
3	Emmanuel Kipkurui KORIR	KEN	15 Jun 95	4	1:45.19
4	Brannon KIDDER	USA	18 Nov 93	2	1:45.62
5	Mostafa SMAILI	MAR	9 Jan 97	9	1:45.78
6	Tshepo TSHITE	RSA	5 Jan 97	8	1:46.08
7	Yassine HETHAT	ALG	30 Aug 91	3	1:46.15
8	Jamie WEBB	GBR	1 Jun 94	7	1:48.44

#### INTERMEDIATE TIMES

200 m	24.72 Marco AROP	300 m	38.52 Marco AROP
400 m	52.17 Marco AROP	500 m	1:05.73 Marco AROP
600 m	1:18.59 Donavan BRAZIER	700 m	1:31.60 Marco AROP

### Heat 3

3

29 September 2019 22:15 START TIME

TEMPERATURE 71% HUMIDITY

PLACE	NAME	COUNTRY	DATE OF BIRTH	LANE	RESULT
1	Amel TUKA	BIH	9 Jan 91	5	1:45.63 Q
2	Bryce HOPPEL	USA	5 Sep 97	4	1:45.95 Q
3	Álvaro DE ARRIBA	ESP	2 Jun 94	3	1:46.09
4	Brandon MCBRIDE	CAN	15 Jun 94	7	1:46.21
5	Kyle LANGFORD	GBR	2 Feb 96	8	1:46.41
6	Ngeno KIPNGETICH	KEN	17 Aug 00	6	1:46.61
7	Pierre-Ambroise BOSSE	FRA	11 May 92	9	1:47.60
	Oussama NABIL	MAR	18 Feb 96	2	DQ 163.2(b)

NOTE IAAF Rule 163.2(b) - Jostling / Obstruction

#### INTERMEDIATE TIMES

200 m	24.76 Ngeno KIPNGETICH	300 m	38.91 Ngeno KIPNGETICH
400 m	53.09 Ngeno KIPNGETICH	500 m	1:07.03 Ngeno KIPNGETICH
600 m	1:19.83 Brandon MCBRIDE	700 m	1:32.37 Amel TUKA



**RESULTS**  
**800 Metres Men - Semi-Final**

ALL-TIME TOP LIST				SEASON TOP LIST			
RESULT	NAME	VENUE	DATE	RESULT	NAME	VENUE	2019
1:40.91	David RUDISHA (KEN)	London (Olympic Stadium)	9 Aug 12	1:41.89	Nijel AMOS (BOT)	Monaco (MON)	12 Jul
1:41.11	Wilson KIPKETER (DEN)	Köln	24 Aug 97	1:42.54	Ferguson Cheruiyot ROTICH (KEN)	Monaco (MON)	12 Jul
1:41.73	Sebastian COE (GBR)	Firenze (Stadio Comunale)	10 Jun 81	1:42.70	Donavan BRAZIER (USA)	Zürich (SUI)	29 Aug
1:41.73	Nijel AMOS (BOT)	London (Olympic Stadium)	9 Aug 12	1:43.11	Timothy CHERUIYOT (KEN)	Nairobi (KEN)	22 Aug
1:41.77	Joaquim CRUZ (BRA)	Köln	26 Aug 84	1:43.48	Wyclife KINYAMAL (KEN)	London (GBR)	20 Jul
1:42.05	Emmanuel Kipkurui KORIR (KEN)	London (GBR)	22 Jul 18	1:43.51	Brandon MCBRIDE (CAN)	Zürich (SUI)	29 Aug
1:42.23	Abubaker KAKI (SUD)	Oslo (Bislett)	4 Jun 10	1:43.62	Amel TUKA (BIH)	Monaco (MON)	12 Jul
1:42.28	Sammy KOSKEI (KEN)	Köln	26 Aug 84	1:43.69	Emmanuel Kipkurui KORIR (KEN)	Zürich (SUI)	29 Aug
1:42.34	Wilfred BUNGEI (KEN)	Rieti	8 Sep 02	1:43.70	Michael SARUNI (KEN)	Monaco (MON)	12 Jul
1:42.37	Mohammed AMAN (ETH)	Bruxelles (Boudewijnstadion)	6 Sep 13	1:43.74	Marcin LEWANDOWSKI (POL)	London (GBR)	20 Jul

# SUMMARY



## 800 Metres Men - Round 1

First 3 in each heat (Q) and the next 6 fastest (q) advance to the Semi-Finals

RECORDS	RESULT	NAME	COUNTRY	AGE	VENUE	DATE
World Record <b>WR</b>	1:40.91	David RUDISHA	KEN	24	London (Olympic Stadium)	9 Aug 2012
Championships Record <b>CR</b>	1:43.06	Billy KONCHELLAH	KEN	26	Roma (Stadio Olimpico)	1 Sep 1987
World Leading <b>WL</b>	1:41.89	Nijel AMOS	BOT	25	Monaco (MON)	12 Jul 2019
Area Record <b>AR</b>		National Record <b>NR</b>		Personal Best <b>PB</b>		Season Best <b>SB</b>

28 September 2019

RANK	PLACE	HEAT	LANE	BIB	NAME	COUNTRY	DATE of BIRTH	RESULT	
1	1	5	5		Emmanuel Kipkurui KORIR	KEN	15 Jun 95	<b>1:45.16</b>	Q
2	2	5	3		Mostafa SMAILI	MAR	9 Jan 97	<b>1:45.27</b>	Q
3	3	5	6		Wesley VÁZQUEZ	PUR	27 Mar 94	<b>1:45.47</b>	Q
4	1	6	5		Elliot GILES	GBR	26 May 94	<b>1:45.53</b>	Q
5	2	6	4		Clayton MURPHY	USA	26 Feb 95	<b>1:45.62</b> (.611)	Q
6	3	6	3		Amel TUKA	BIH	9 Jan 91	<b>1:45.62</b> (.616)	Q
7	4	6	9		Álvaro DE ARRIBA	ESP	2 Jun 94	<b>1:45.67</b> (.666)	q
7	4	5	8		Yassine HETHAT	ALG	30 Aug 91	<b>1:45.67</b> (.666)	q
9	1	3	3		Brandon MCBRIDE	CAN	15 Jun 94	<b>1:45.96</b>	Q
10	1	4	7		Ferguson Cheruiyot ROTICH	KEN	30 Nov 89	<b>1:45.98</b>	Q
11	2	4	8		Bryce HOPPEL	USA	5 Sep 97	<b>1:46.01</b>	Q
12	1	1	4		Donavan BRAZIER	USA	15 Apr 97	<b>1:46.04</b>	Q
13	1	2	8		Ngeno KIPNGETICH	KEN	17 Aug 00	<b>1:46.07</b>	Q
14	3	4	6		Abdessalem AYOUNI	TUN	16 May 94	<b>1:46.09</b>	Q
15	2	3	8		Abubaker Haydar ABDALLA	QAT	28 Aug 96	<b>1:46.11</b>	Q
16	2	1	3		Marco AROP	CAN	20 Sep 98	<b>1:46.12</b> (.113)	Q
17	2	2	3		Adrián BEN	ESP	4 Aug 98	<b>1:46.12</b> (.117)	Q
18	3	3	4		Pierre-Ambroise BOSSE	FRA	11 May 92	<b>1:46.14</b> (.138)	Q
18	5	5	9		Kyle LANGFORD	GBR	2 Feb 96	<b>1:46.14</b> (.138)	q
20	4	4	5		Oussama NABIL	MAR	18 Feb 96	<b>1:46.17</b>	q
21	5	4	4		Adam KSZCZOT	POL	2 Sep 89	<b>1:46.20</b>	q
22	3	2	2		Jamie WEBB	GBR	1 Jun 94	<b>1:46.23</b>	Q
23	4	2	4		Brannon KIDDER	USA	18 Nov 93	<b>1:46.29</b>	q
24	5	2	6		Jamal HAIRANE	QAT	26 May 93	<b>1:46.40</b>	
25	6	4	3		Mohamed BELBACHIR	ALG	11 Jan 94	<b>1:46.52</b>	
26	3	1	7		Tshepo TSHITE	RSA	5 Jan 97	<b>1:46.54</b>	Q
27	4	3	5		Mouad ZAHAFI	MAR	9 May 98	<b>1:46.56</b>	
28	4	1	8		Andreas KRAMER	SWE	13 Apr 97	<b>1:46.74</b>	
29	5	6	2		Andrés ARROYO	PUR	7 Jun 95	<b>1:46.75</b>	
30	5	1	2		Lucirio GARRIDO	VEN	8 Apr 92	<b>1:46.89</b>	
31	5	3	6		Peter BOL	AUS	22 Feb 94	<b>1:46.92</b>	
32	7	4	2		Mark ENGLISH	IRL	18 Mar 93	<b>1:47.25</b>	
33	6	2	5		Marc REUTHER	GER	23 Jun 96	<b>1:47.31</b>	
34	6	6	8		Edose IBADIN	NGR	27 Feb 93	<b>1:47.91</b>	
35	7	6	6		Musa HAJDARI	KOS	10 Nov 87	<b>1:47.98</b>	
36	6	5	7		Quamel PRINCE	GUY	20 Apr 94	<b>1:48.41</b>	
37	6	3	9		Pol MOYA	AND	9 Dec 96	<b>1:48.52</b>	
38	6	1	5		Mariano GARCÍA	ESP	25 Sep 97	<b>1:49.08</b>	
39	7	1	6		Luke MATHEWS	AUS	21 Jun 95	<b>1:50.16</b>	
40	7	5	2		Mohammed AL-SULEIMANI	OMA	29 Mar 01	<b>1:50.91</b>	<b>PB</b>

**SUMMARY**  
**800 Metres Men - Round 1**

28 September 2019

RANK	PLACE	HEAT	LANE	BIB	NAME	COUNTRY	DATE of BIRTH	RESULT	
41	8	5	4		Benjamin ENZEMA	GEQ	25 Mar 89	<b>1:51.69</b>	SB
42	7	3	2		Ryan SÁNCHEZ	PUR	22 Jun 98	<b>1:54.46</b>	
43	8	1	9		Min Min ZAW	MYA	7 Jul 01	<b>1:56.85</b>	SB
44	8	3	7		Roberto BELO AMARAL SOARES	TLS	13 May 02	<b>2:02.43</b>	
		6	7		Samer Ali Saleh AL JOHAR	JOR	18 Jul 01	<b>DQ</b>	163.5
		2	7		Nijel AMOS	BOT	15 Mar 94	<b>DNS</b>	

**NOTE** IAAF Rule 163.5 - Leaving the lane before the breakline

ALL-TIME TOP LIST					SEASON TOP LIST			
RESULT	NAME	VENUE	DATE		RESULT	NAME	VENUE	2019
1:40.91	David RUDISHA (KEN)	London (Olympic Stadium)	9 Aug 12		1:41.89	Nijel AMOS (BOT)	Monaco (MON)	12 Jul
1:41.11	Wilson KIPKETER (DEN)	Köln	24 Aug 97		1:42.54	Ferguson Cheruiyot ROTICH (KEN)	Monaco (MON)	12 Jul
1:41.73	Sebastian COE (GBR)	Firenze (Stadio Comunale)	10 Jun 81		1:42.70	Donavan BRAZIER (USA)	Zürich (SUI)	29 Aug
1:41.73	Nijel AMOS (BOT)	London (Olympic Stadium)	9 Aug 12		1:43.11	Timothy CHERUIYOT (KEN)	Nairobi (KEN)	22 Aug
1:41.77	Joaquim CRUZ (BRA)	Köln	26 Aug 84		1:43.48	Wyclife KINYAMAL (KEN)	London (GBR)	20 Jul
1:42.05	Emmanuel Kipkurui KORIR (KEN)	London (GBR)	22 Jul 18		1:43.51	Brandon MCBRIDE (CAN)	Zürich (SUI)	29 Aug
1:42.23	Abubaker KAKI (SUD)	Oslo (Bislett)	4 Jun 10		1:43.62	Amel TUKA (BIH)	Monaco (MON)	12 Jul
1:42.28	Sammy KOSKEI (KEN)	Köln	26 Aug 84		1:43.69	Emmanuel Kipkurui KORIR (KEN)	Zürich (SUI)	29 Aug
1:42.34	Wilfred BUNGEI (KEN)	Rieti	8 Sep 02		1:43.70	Michael SARUNI (KEN)	Monaco (MON)	12 Jul
1:42.37	Mohammed AMAN (ETH)	Bruxelles (Boudewijnstadion)	6 Sep 13		1:43.74	Marcin LEWANDOWSKI (POL)	London (GBR)	20 Jul

# RACE ANALYSIS



## 800 Metres Men - Round 1

First 3 in each heat (Q) and the next 6 fastest (q) advance to the Semi-Finals

### SPLIT TIMES UPDATED

Heat 6 **6**

28 September 2019

17:50 START TIME

25° C TEMPERATURE 67% HUMIDITY

1 200 m 2 300 m 3 400 m 4 500 m 5 600 m 6 700 m

**1** Elliot GILES

GBR 26 May 94 **1:45.53**

1	25.37	2	13.25	3	13.45	4	13.59	5	13.11	6	13.34
	25.37 (2)		38.62 (2)		52.07 (2)		<b>1:05.66 (1)</b>		<b>1:18.77 (1)</b>		<b>1:32.11 (1)</b>

**2** Clayton MURPHY

USA 26 Feb 95 **1:45.62**

1	25.58	2	13.23	3	13.38	4	13.69	5	13.16	6	13.31
	25.58 (3)		38.81 (3)		52.19 (3)		1:05.88 (3)		1:19.04 (2)		1:32.35 (2)

**3** Amel TUKA

BIH 9 Jan 91 **1:45.62**

1	25.96	2	13.21	3	13.48	4	13.61	5	12.99	6	13.34
	25.96 (5)		39.17 (5)		52.65 (5)		1:06.26 (5)		1:19.25 (3)		1:32.59 (3)

**4** Álvaro DE ARRIBA

ESP 2 Jun 94 **1:45.67**

1	26.28	2	13.18	3	13.44	4	13.58	5	13.34	6	13.13
	26.28 (6)		39.46 (6)		52.90 (6)		1:06.48 (6)		1:19.82 (6)		1:32.95 (5)

**5** Andrés ARROYO

PUR 7 Jun 95 **1:46.75**

1	25.72	2	13.26	3	13.38	4	13.70	5	13.20	6	13.34
	25.72 (4)		38.98 (4)		52.36 (4)		1:06.06 (4)		1:19.26 (4)		1:32.60 (4)

**6** Edose IBADIN

NGR 27 Feb 93 **1:47.91**

1	25.13	2	13.18	3	13.49	4	13.93	5	13.89	6	13.94
	<b>25.13 (1)</b>		<b>38.31 (1)</b>		<b>51.80 (1)</b>		1:05.73 (2)		1:19.62 (5)		1:33.56 (6)

**7** Musa HAJDARI

KOS 10 Nov 87 **1:47.98**

1	26.45	2	13.26	3	13.43	4	13.53	5	13.61	6	13.57
	26.45 (7)		39.71 (7)		53.14 (7)		1:06.67 (7)		1:20.28 (7)		1:33.85 (7)

Samer Ali Saleh AL JOHAR

JOR 18 Jul 01 **DQ** 163.5

1	27.12	2	13.57	3	13.82	4	14.13	5	14.02	6	14.25
	27.12 (8)		40.69 (8)		54.51 (8)		1:08.64 (8)		1:22.66 (8)		1:36.91 (8)

**NOTE** IAAF Rule 163.5 - Leaving the lane before the breakline

# RESULTS



## 800 Metres Men - Round 1

First 3 in each heat (Q) and the next 6 fastest (q) advance to the Semi-Finals

RECORDS	RESULT NAME	COUNTRY	AGE	VENUE	DATE
World Record <b>WR</b>	<b>1:40.91</b> David RUDISHA	KEN	24	London (Olympic Stadium)	9 Aug 2012
Championships Record <b>CR</b>	<b>1:43.06</b> Billy KONCHELLAH	KEN	26	Roma (Stadio Olimpico)	1 Sep 1987
World Leading <b>WL</b>	<b>1:41.89</b> Nijel AMOS	BOT	25	Monaco (MON)	12 Jul 2019
Area Record <b>AR</b>	National Record <b>NR</b>	Personal Best <b>PB</b>	Season Best <b>SB</b>		

### Heat 1

6

28 September 2019 17:15 START TIME

25° C TEMPERATURE 67% HUMIDITY

PLACE	NAME	COUNTRY	DATE OF BIRTH	LANE	RESULT	
1	<b>Donavan BRAZIER</b>	USA	15 Apr 97	4	<b>1:46.04</b>	<b>Q</b>
2	<b>Marco AROP</b>	CAN	20 Sep 98	3	<b>1:46.12</b> (.113)	<b>Q</b>
3	<b>Tshepo TSHITE</b>	RSA	5 Jan 97	7	<b>1:46.54</b>	<b>Q</b>
4	<b>Andreas KRAMER</b>	SWE	13 Apr 97	8	<b>1:46.74</b>	
5	<b>Lucirio GARRIDO</b>	VEN	8 Apr 92	2	<b>1:46.89</b>	
6	<b>Mariano GARCÍA</b>	ESP	25 Sep 97	5	<b>1:49.08</b>	
7	<b>Luke MATHEWS</b>	AUS	21 Jun 95	6	<b>1:50.16</b>	
8	<b>Min Min ZAW</b>	MYA	7 Jul 01	9	<b>1:56.85</b>	<b>SB</b>

#### INTERMEDIATE TIMES

200 m	24.89 Marco AROP	300 m	38.36 Marco AROP
400 m	52.14 Marco AROP	500 m	1:05.68 Marco AROP
600 m	1:18.85 Marco AROP	700 m	1:32.60 Marco AROP

### Heat 2

6

28 September 2019 17:22 START TIME

25° C TEMPERATURE 67% HUMIDITY

PLACE	NAME	COUNTRY	DATE OF BIRTH	LANE	RESULT	
1	<b>Ngeno KIPNGETICH</b>	KEN	17 Aug 00	8	<b>1:46.07</b>	<b>Q</b>
2	<b>Adrián BEN</b>	ESP	4 Aug 98	3	<b>1:46.12</b> (.117)	<b>Q</b>
3	<b>Jamie WEBB</b>	GBR	1 Jun 94	2	<b>1:46.23</b>	<b>Q</b>
4	<b>Brannon KIDDER</b>	USA	18 Nov 93	4	<b>1:46.29</b>	<b>q</b>
5	<b>Jamal HAIRANE</b>	QAT	26 May 93	6	<b>1:46.40</b>	
6	<b>Marc REUTHER</b>	GER	23 Jun 96	5	<b>1:47.31</b>	
	<b>Nijel AMOS</b>	BOT	15 Mar 94	7	<b>DNS</b>	

#### INTERMEDIATE TIMES

200 m	25.45 Adrián BEN	300 m	38.84 Adrián BEN
400 m	52.43 Adrián BEN	500 m	1:06.03 Adrián BEN
600 m	1:19.17 Adrián BEN	700 m	1:32.36 Adrián BEN

### Heat 3

6

28 September 2019 17:29 START TIME

25° C TEMPERATURE 67% HUMIDITY

PLACE	NAME	COUNTRY	DATE OF BIRTH	LANE	RESULT	
1	<b>Brandon MCBRIDE</b>	CAN	15 Jun 94	3	<b>1:45.96</b>	<b>Q</b>
2	<b>Abubaker Haydar ABDALLA</b>	QAT	28 Aug 96	8	<b>1:46.11</b>	<b>Q</b>
3	<b>Pierre-Ambroise BOSSE</b>	FRA	11 May 92	4	<b>1:46.14</b> (.138)	<b>Q</b>
4	<b>Mouad ZAHAFI</b>	MAR	9 May 98	5	<b>1:46.56</b>	
5	<b>Peter BOL</b>	AUS	22 Feb 94	6	<b>1:46.92</b>	
6	<b>Pol MOYA</b>	AND	9 Dec 96	9	<b>1:48.52</b>	
7	<b>Ryan SÁNCHEZ</b>	PUR	22 Jun 98	2	<b>1:54.46</b>	
8	<b>Roberto BELO AMARAL SOARES</b>	TLS	13 May 02	7	<b>2:02.43</b>	

#### INTERMEDIATE TIMES

200 m	24.30 Abubaker Haydar ABDALLA	300 m	37.20 Abubaker Haydar ABDALLA
400 m	50.80 Abubaker Haydar ABDALLA	500 m	1:04.47 Abubaker Haydar ABDALLA
600 m	1:17.98 Abubaker Haydar ABDALLA	700 m	1:31.62 Abubaker Haydar ABDALLA

**RESULTS**  
**800 Metres Men - Round 1**

**Heat 4** **6** 28 September 2019 17:36 START TIME 25° C TEMPERATURE 67 % HUMIDITY

PLACE	NAME	COUNTRY	DATE OF BIRTH	LANE	RESULT
1	Ferguson Cheruiyot ROTICH	KEN	30 Nov 89	7	<b>1:45.98</b> Q
2	Bryce HOPPEL	USA	5 Sep 97	8	<b>1:46.01</b> Q
3	Abdessalem AYOUNI	TUN	16 May 94	6	<b>1:46.09</b> Q
4	Oussama NABIL	MAR	18 Feb 96	5	<b>1:46.17</b> q
5	Adam KSZCZOT	POL	2 Sep 89	4	<b>1:46.20</b> q
6	Mohamed BELBACHIR	ALG	11 Jan 94	3	<b>1:46.52</b>
7	Mark ENGLISH	IRL	18 Mar 93	2	<b>1:47.25</b>

**INTERMEDIATE TIMES**

200 m	25.10 Mark ENGLISH	300 m	38.30 Mark ENGLISH
400 m	51.89 Mark ENGLISH	500 m	1:05.68 Mark ENGLISH
600 m	1:19.51 Ferguson Cheruiyot ROTICH	700 m	1:32.94 Ferguson Cheruiyot ROTICH

**Heat 5** **6** 28 September 2019 17:43 START TIME 25° C TEMPERATURE 67 % HUMIDITY

PLACE	NAME	COUNTRY	DATE OF BIRTH	LANE	RESULT
1	Emmanuel Kipkurui KORIR	KEN	15 Jun 95	5	<b>1:45.16</b> Q
2	Mostafa SMAILI	MAR	9 Jan 97	3	<b>1:45.27</b> Q
3	Wesley VÁZQUEZ	PUR	27 Mar 94	6	<b>1:45.47</b> Q
4	Yassine HETHAT	ALG	30 Aug 91	8	<b>1:45.67</b> [.666] q
5	Kyle LANGFORD	GBR	2 Feb 96	9	<b>1:46.14</b> [.138] q
6	Quamel PRINCE	GUY	20 Apr 94	7	<b>1:48.41</b>
7	Mohammed AL-SULEIMANI	OMA	29 Mar 01	2	<b>1:50.91</b> PB
8	Benjamín ENZEMA	GEQ	25 Mar 89	4	<b>1:51.69</b> SB

**Heat 6** **6** 28 September 2019 17:50 START TIME 25° C TEMPERATURE 67 % HUMIDITY

PLACE	NAME	COUNTRY	DATE OF BIRTH	LANE	RESULT
1	Elliot GILES	GBR	26 May 94	5	<b>1:45.53</b> Q
2	Clayton MURPHY	USA	26 Feb 95	4	<b>1:45.62</b> [.611] Q
3	Amel TUKA	BIH	9 Jan 91	3	<b>1:45.62</b> [.616] Q
4	Álvaro DE ARRIBA	ESP	2 Jun 94	9	<b>1:45.67</b> [.666] q
5	Andrés ARROYO	PUR	7 Jun 95	2	<b>1:46.75</b>
6	Edose IBADIN	NGR	27 Feb 93	8	<b>1:47.91</b>
7	Musa HAJDARI	KOS	10 Nov 87	6	<b>1:47.98</b>
	Samer Ali Saleh AL JOHAR	JOR	18 Jul 01	7	<b>DQ</b> 163.5

**NOTE** IAAF Rule 163.5 - Leaving the lane before the breakline

**INTERMEDIATE TIMES**

200 m	25.13 Edose IBADIN	300 m	38.31 Edose IBADIN
400 m	51.80 Edose IBADIN	500 m	1:05.66 Elliot GILES
600 m	1:18.77 Elliot GILES	700 m	1:32.11 Elliot GILES

ALL-TIME TOP LIST				SEASON TOP LIST			
RESULT	NAME	VENUE	DATE	RESULT	NAME	VENUE	2019
1:40.91	David RUDISHA (KEN)	London (Olympic Stadium)	9 Aug 12	1:41.89	Nijel AMOS (BOT)	Monaco (MON)	12 Jul
1:41.11	Wilson KIPKETER (DEN)	Köln	24 Aug 97	1:42.54	Ferguson Cheruiyot ROTICH (KEN)	Monaco (MON)	12 Jul
1:41.73	Sebastian COE (GBR)	Firenze (Stadio Comunale)	10 Jun 81	1:42.70	Donavan BRAZIER (USA)	Zürich (SUI)	29 Aug
1:41.73	Nijel AMOS (BOT)	London (Olympic Stadium)	9 Aug 12	1:43.11	Timothy CHERUIYOT (KEN)	Nairobi (KEN)	22 Aug
1:41.77	Joaquim CRUZ (BRA)	Köln	26 Aug 84	1:43.48	Wyclife KINYAMAL (KEN)	London (GBR)	20 Jul
1:42.05	Emmanuel Kipkurui KORIR (KEN)	London (GBR)	22 Jul 18	1:43.51	Brandon MCBRIDE (CAN)	Zürich (SUI)	29 Aug
1:42.23	Abubaker KAKI (SUD)	Oslo (Bislett)	4 Jun 10	1:43.62	Amel TUKA (BIH)	Monaco (MON)	12 Jul
1:42.28	Sammy KOSKEI (KEN)	Köln	26 Aug 84	1:43.69	Emmanuel Kipkurui KORIR (KEN)	Zürich (SUI)	29 Aug
1:42.34	Wilfred BUNGEI (KEN)	Rieti	8 Sep 02	1:43.70	Michael SARUNI (KEN)	Monaco (MON)	12 Jul
1:42.37	Mohammed AMAN (ETH)	Bruxelles (Boudewijnstadion)	6 Sep 13	1:43.74	Marcin LEWANDOWSKI (POL)	London (GBR)	20 Jul

# SUMMARY



## 5000 Metres Men - Round 1

First 5 in each heat (Q) and the next 5 fastest (q) advance to the Final

**ATHLETE INGEBRIGSTEN J. REINSTATED BY THE JURY OF APPEAL**

RECORDS	RESULT	NAME	COUNTRY	AGE	VENUE	DATE
World Record <b>WR</b>	12:37.35	Kenenisa BEKELE	ETH	22	Hengelo (Blankers-Koen Stadion)	31 May 2004
Championships Record <b>CR</b>	12:52.79	Eliud KIPCHOGE	KEN	19	Paris Saint-Denis (Stade de France)	31 Aug 2003
World Leading <b>WL</b>	12:52.98	Telahun Haile BEKELE	ETH	20	Roma (ITA)	6 Jun 2019
Area Record <b>AR</b>		National Record <b>NR</b>		Personal Best <b>PB</b>		Season Best <b>SB</b>

27 September 2019

RANK	PLACE	HEAT	BIB	NAME	COUNTRY	DATE of BIRTH	RESULT	
1	1	2		Paul CHELIMO	USA	27 Oct 90	<b>13:20.18</b>	<b>Q</b>
2	2	2		Telahun Haile BEKELE	ETH	13 May 99	<b>13:20.45</b>	<b>Q</b>
3	3	2		Filip INGEBRIGTSEN	NOR	20 Apr 93	<b>13:20.52</b>	<b>Q</b>
4	4	2		Stewart MCSWEYN	AUS	1 Jun 95	<b>13:20.58</b>	<b>Q</b>
5	5	2		Nicholas Kipkorir KIMELI	KEN	29 Sep 98	<b>13:20.82</b>	<b>Q</b>
6	6	2		Isaac KIMELI	BEL	9 Mar 94	<b>13:20.99</b>	q
7	7	2		Henrik INGEBRIGTSEN	NOR	24 Feb 91	<b>13:21.22</b>	q
8	8	2		Hassan MEAD	USA	28 Aug 89	<b>13:22.11</b>	q <b>SB</b>
9	1	1		Selemon BAREGA	ETH	20 Jan 00	<b>13:24.69</b>	<b>Q</b>
10	2	1		Jacob KRÖP	KEN	4 Jun 01	<b>13:24.94</b>	<b>Q</b>
11	3	1		Muktar EDRIS	ETH	14 Jan 94	<b>13:25.00</b>	q <b>SB</b>
12	4	1		Jakob INGEBRIGTSEN	NOR	19 Sep 00	<b>13:25.20</b>	<b>Q</b>
13	5	1		Mohammed AHMED	CAN	5 Jan 91	<b>13:25.35</b>	<b>Q</b>
14	6	1		Birhanu BALEW	BRN	27 Feb 96	<b>13:25.70</b>	q
15	9	2		Justyn KNIGHT	CAN	19 Jul 96	<b>13:25.95</b>	q
16	7	1		Andrew BUTCHART	GBR	14 Oct 91	<b>13:26.46</b>	
17	8	1		Morgan MCDONALD	AUS	23 Apr 96	<b>13:26.80</b>	
18	10	2		Stephen KISSA	UGA	1 Dec 95	<b>13:27.36</b>	
19	9	1		Ben TRUE	USA	29 Dec 85	<b>13:27.39</b>	
20	10	1		Patrick TIERNAN	AUS	11 Sep 94	<b>13:28.42</b>	
21	11	1		Yemaneberhan CRIPPA	ITA	15 Oct 96	<b>13:29.08</b>	
22	11	2		Bouh IBRAHIM	DJI	1 Jan 97	<b>13:36.39</b>	
23	12	2		Ben CONNOR	GBR	17 Oct 92	<b>13:36.92</b>	
24	13	2		Sam PARSONS	GER	18 Jun 94	<b>13:38.53</b>	
25	12	1		Julien WANDERS	SUI	18 Mar 96	<b>13:38.95</b>	
26	13	1		Robin HENDRIX	BEL	14 Jan 95	<b>13:39.69</b>	
27	14	2		Abadi HADIS	ETH	6 Nov 97	<b>13:42.89</b>	
28	14	1		Oscar CHELIMO	UGA	12 Dec 01	<b>13:42.94</b>	
29	15	1		Marc SCOTT	GBR	21 Dec 93	<b>13:47.12</b>	
30	16	1		Richard RINGER	GER	27 Feb 89	<b>13:49.20</b>	
31	15	2		Soufiyan BOUQANTAR	MAR	30 Aug 93	<b>14:03.16</b>	
32	17	1		Jamal Abdelmaji EISA MOHAMMED	ART	28 Aug 93	<b>14:15.32</b>	
33	18	1		Tariq Ahmed AL AMRI	KSA	23 Dec 90	<b>14:21.19</b>	
34	16	2		Tachlowini GABRIYESOS	ART	1 Jan 98	<b>14:28.11</b>	
35	19	1	Y	Braima Suncar DABÓ	GBS	23 May 93	<b>18:10.87</b>	<b>PB</b>
		2		Gerald Nicolas GIRALDO VILLA	COL	21 Mar 89	<b>DNF</b>	
		2		Said EL OTMANI	ITA	14 Oct 91	<b>DNF</b>	
		2		Viro MA	CAM	14 Apr 87	<b>DNF</b>	
		1		Jonathan BUSBY	ARU	24 Apr 86	<b>DQ</b>	144.3(f)



**SUMMARY**  
**5000 Metres Men - Round 1**

**ATHLETE INGBRIGSTEN J. REINSTATED BY THE JURY OF APPEAL**

27 September 2019

RANK	PLACE	HEAT	BIB	NAME	COUNTRY	DATE of BIRTH	RESULT
------	-------	------	-----	------	---------	---------------	--------

**NOTE** IAAF Rule 144.3(f) - Receiving physical support from another athlete  
**Y** Yellow Card - BIB 897 - 144.2 Giving Assistance

ALL-TIME TOP LIST				SEASON TOP LIST			
RESULT	NAME	VENUE	DATE	RESULT	NAME	VENUE	2019
12:37.35	Kenenisa BEKELE (ETH)	engelo (Blankers-Koen Stadion)	31 May 04	12:52.98	Telahun Haile BEKELE (ETH)	Roma (ITA)	6 Jun
12:39.36	Haile GEBRSELASSIE (ETH)	Helsinki	13 Jun 98	12:53.04	Selemon BAREGA (ETH)	Roma (ITA)	6 Jun
12:39.74	Daniel KOMEN (KEN)	Bruxelles	22 Aug 97	12:54.92	Hagos GEBRHIWET (ETH)	Roma (ITA)	6 Jun
12:43.02	Selemon BAREGA (ETH)	Bruxelles (BEL)	31 Aug 18	12:56.26	Birhanu BALEW (BRN)	Roma (ITA)	6 Jun
12:45.82	Hagos GEBRHIWET (ETH)	Bruxelles (BEL)	31 Aug 18	12:56.48	Abadi HADIS (ETH)	Roma (ITA)	6 Jun
12:46.53	Eliud KIPCHOGE (KEN)	Roma (Stadio Olimpico)	2 Jul 04	12:57.41	Joshua CHEPTEGEI (UGA)	Zürich (SUI)	29 Aug
12:46.79	Yomif KEJELCHA (ETH)	Bruxelles (BEL)	31 Aug 18	12:57.90	Nicholas Kipkorir KIMELI (KEN)	Hengelo (NED)	9 Jun
12:46.81	Dejen GEBREMESKEL (ETH)	int-Denis (Stade de France)	6 Jul 12	12:58.10	William KINCAID (USA)	hael Jordan Track, Nike Campus, Beave	10 Sep
12:47.04	Sileshi SIHINE (ETH)	Roma (Stadio Olimpico)	2 Jul 04	12:58.16	Mohammed AHMED (CAN)	Roma (ITA)	6 Jun
12:48.64	Isiah Kiplangat KOECH (KEN)	nt-Denis (Stade de France)	6 Jul 12	13:00.13	Lopez LOMONG (USA)	ichael Jordan Track, Nike Campus, Beave	10 Sep

# RACE ANALYSIS



## 5000 Metres Men - Round 1

First 5 in each heat (Q) and the next 5 fastest (q) advance to the Final

ATHLETE INGBRIGSTEN J. REINSTATED BY THE JURY OF APPEAL

Heat 1

2

27 September 2019

19:45 START TIME

25° C TEMPERATURE 67% HUMIDITY

1	100 m	2	200 m	3	300 m	4	400 m	5	500 m	6	600 m	7	700 m	8	800 m	9	900 m	10	1000 m
11	1100 m	12	1200 m	13	1300 m	14	1400 m	15	1500 m	16	1600 m	17	1700 m	18	1800 m	19	1900 m	20	2000 m
21	2100 m	22	2200 m	23	2300 m	24	2400 m	25	2500 m	26	2600 m	27	2700 m	28	2800 m	29	2900 m	30	3000 m
31	3100 m	32	3200 m	33	3300 m	34	3400 m	35	3500 m	36	3600 m	37	3700 m	38	3800 m	39	3900 m	40	4000 m
41	4100 m	42	4200 m	43	4300 m	44	4400 m	45	4500 m	46	4600 m	47	4700 m	48	4800 m	49	4900 m		

1 Selemon BAREGA ETH 20 Jan 00 13:24.69

1	18.36	2	18.36	3	18.65	4	18.54	5	17.63	6	16.34	7	16.24	8	15.79	9	16.17	10	15.73
	18.36 (17)		36.72 (16)		55.37 (16)		1:13.91 (17)		1:31.54 (17)		1:47.88 (17)		2:04.12 (17)		2:19.91 (17)		2:36.08 (17)		2:51.81 (15)
11	15.96	12	15.80	13	16.14	14	16.13	15	16.47	16	15.92	17	17.82	18	16.88	19	17.14	20	17.01
	3:07.77 (15)		3:23.57 (15)		3:39.71 (14)		3:55.84 (11)		4:12.31 (12)		4:28.23 (5)		4:46.05 (6)		5:02.93 (6)		5:20.07 (6)		5:37.08 (9)
21	16.44	22	16.19	23	16.05	24	16.08	25	16.09	26	16.28	27	16.25	28	16.20	29	16.38	30	15.41
	5:53.52 (9)		6:09.71 (11)		6:25.76 (10)		6:41.84 (10)		6:57.93 (10)		7:14.21 (10)		7:30.46 (10)		7:46.66 (10)		8:03.04 (10)		8:18.45 (3)
31	14.87	32	15.81	33	16.17	34	16.28	35	16.39	36	15.85	37	15.50	38	15.54	39	16.10	40	15.76
	8:33.32 (2)		8:49.13 (1)		9:05.30 (1)		9:21.58 (2)		9:37.97 (2)		9:53.82 (2)		10:09.32 (2)		10:24.86 (2)		10:40.96 (2)		10:56.72 (2)
41	15.62	42	15.81	43	15.56	44	15.38	45	15.89	46	14.95	47	14.45	48	14.09	49	13.49		
	11:12.34 (2)		11:28.15 (2)		11:43.71 (2)		11:59.09 (2)		12:14.98 (2)		12:29.93 (2)		12:44.38 (2)		12:58.47 (3)		13:11.96 (3)		

2 Jacob KROP KEN 4 Jun 01 13:24.94

1	17.23	2	17.95	3	18.60	4	18.88	5	16.71	6	16.29	7	16.36	8	15.88	9	16.15	10	16.04
	17.23 (5)		35.18 (4)		53.78 (4)		1:12.66 (4)		1:29.37 (5)		1:45.66 (4)		2:02.02 (4)		2:17.90 (3)		2:34.05 (4)		2:50.09 (4)
11	15.97	12	15.92	13	16.54	14	16.25	15	16.44	16	16.76	17	17.71	18	16.53	19	17.13	20	16.92
	3:06.06 (4)		3:21.98 (3)		3:38.52 (4)		3:54.77 (2)		4:11.21 (3)		4:27.97 (1)		4:45.68 (1)		5:02.21 (1)		5:19.34 (1)		5:36.26 (2)
21	16.20	22	15.93	23	16.20	24	15.98	25	16.10	26	15.81	27	16.28	28	16.60	29	16.26	30	15.97
	5:52.46 (2)		6:08.39 (2)		6:24.59 (2)		6:40.57 (1)		6:56.67 (1)		7:12.48 (1)		7:28.76 (1)		7:45.36 (1)		8:01.62 (1)		8:17.59 (1)
31	15.69	32	15.88	33	16.21	34	16.19	35	16.30	36	15.72	37	15.54	38	15.55	39	16.09	40	15.76
	8:33.28 (1)		8:49.16 (2)		9:05.37 (2)		9:21.56 (1)		9:37.86 (1)		9:53.58 (1)		10:09.12 (1)		10:24.67 (1)		10:40.76 (1)		10:56.52 (1)
41	15.67	42	15.86	43	15.56	44	15.46	45	15.89	46	14.88	47	14.35	48	14.11	49	13.50		
	11:12.19 (1)		11:28.05 (1)		11:43.61 (1)		11:59.07 (1)		12:14.96 (1)		12:29.84 (1)		12:44.19 (1)		12:58.30 (1)		13:11.80 (1)		

3 Muktar EDRIS ETH 14 Jan 94 13:25.00

1	17.55	2	17.80	3	18.53	4	18.93	5	17.08	6	16.50	7	16.38	8	16.10	9	16.24	10	16.20
	17.55 (10)		35.35 (6)		53.88 (5)		1:12.81 (6)		1:29.89 (7)		1:46.39 (7)		2:02.77 (8)		2:18.87 (9)		2:35.11 (10)		2:51.31 (11)
11	15.92	12	15.88	13	16.40	14	16.40	15	16.43	16	16.07	17	17.85	18	16.85	19	17.16	20	16.80
	3:07.23 (11)		3:23.11 (12)		3:39.51 (12)		3:55.91 (12)		4:12.34 (13)		4:28.41 (8)		4:46.26 (10)		5:03.11 (9)		5:20.27 (9)		5:37.07 (8)
21	16.57	22	15.65	23	16.08	24	16.01	25	16.19	26	16.11	27	16.32	28	16.17	29	16.55	30	16.06
	5:53.64 (10)		6:09.29 (7)		6:25.37 (7)		6:41.38 (7)		6:57.57 (7)		7:13.68 (7)		7:30.00 (7)		7:46.17 (6)		8:02.72 (7)		8:18.78 (5)
31	15.31	32	15.36	33	16.13	34	16.13	35	16.38	36	15.82	37	15.57	38	15.52	39	16.08	40	15.79
	8:34.09 (5)		8:49.45 (4)		9:05.58 (4)		9:21.71 (3)		9:38.09 (3)		9:53.91 (3)		10:09.48 (3)		10:25.00 (3)		10:41.08 (3)		10:56.87 (4)
41	15.59	42	15.90	43	15.62	44	15.32	45	15.97	46	14.73	47	14.42	48	14.02	49	13.51		
	11:12.46 (3)		11:28.36 (5)		11:43.98 (5)		11:59.30 (5)		12:15.27 (6)		12:30.00 (3)		12:44.42 (3)		12:58.44 (2)		13:11.95 (2)		

4 Jakob INGBRIGSTEN NOR 19 Sep 00 13:25.20

1	18.53	2	18.43	3	18.69	4	18.42	5	17.69	6	16.35	7	16.25	8	15.75	9	16.14	10	15.86
	18.53 (18)		36.96 (18)		55.65 (18)		1:14.07 (18)		1:31.76 (18)		1:48.11 (18)		2:04.36 (18)		2:20.11 (18)		2:36.25 (18)		2:52.11 (17)
11	15.99	12	15.65	13	16.12	14	16.21	15	16.44	16	16.02	17	17.23	18	16.91	19	17.17	20	17.00
	3:08.10 (17)		3:23.75 (16)		3:39.87 (16)		3:56.08 (14)		4:12.52 (15)		4:28.54 (10)		4:45.77 (3)		5:02.68 (3)		5:19.85 (5)		5:36.85 (6)
21	16.45	22	16.09	23	16.16	24	16.07	25	16.09	26	16.23	27	16.27	28	16.27	29	16.34	30	16.42
	5:53.30 (6)		6:09.39 (8)		6:25.55 (8)		6:41.62 (8)		6:57.71 (8)		7:13.94 (8)		7:30.21 (8)		7:46.48 (9)		8:02.82 (8)		8:19.24 (11)
31	15.49	32	15.30	33	16.24	34	15.79	35	16.38	36	15.82	37	15.80	38	15.33	39	15.95	40	15.67
	8:34.73 (11)		8:50.03 (11)		9:06.27 (10)		9:22.06 (8)		9:38.44 (7)		9:54.26 (7)		10:10.06 (8)		10:25.39 (7)		10:41.34 (6)		10:57.01 (5)
41	15.59	42	15.89	43	15.61	44	15.35	45	15.90	46	14.99	47	14.55	48	13.89	49	13.58		
	11:12.60 (5)		11:28.49 (6)		11:44.10 (6)		11:59.45 (6)		12:15.35 (7)		12:30.34 (8)		12:44.89 (8)		12:58.78 (7)		13:12.36 (6)		



**RACE ANALYSIS**  
**5000 Metres Men - Round 1**

ATHLETE INGBRIGSTEN J. REINSTATED BY THE JURY OF APPEAL

5 Mohammed AHMED										CAN 5 Jan 91										13:25.35																			
1	16.92	2	18.03	3	18.54	4	19.05	5	16.71	6	16.45	7	16.54	8	16.12	9	16.01	10	16.18	11	16.92	12	18.03	13	18.54	14	19.05	15	16.71	16	16.45	17	16.54	18	16.12	19	16.01	20	16.18
	16.92 (1)		34.95 (1)		53.49 (1)		1:12.54 (3)		1:29.25 (4)		1:45.70 (5)		2:02.24 (5)		2:18.36 (6)		2:34.37 (6)		2:50.55 (6)		3:06.51 (6)		3:22.53 (6)		3:38.88 (7)		3:55.49 (7)		4:11.82 (7)		4:28.50 (9)		4:46.24 (9)		5:03.04 (7)		5:20.37 (10)		5:37.29 (11)
21	16.53	22	16.09	23	16.06	24	15.98	25	16.15	26	16.24	27	16.34	28	16.11	29	16.33	30	16.33	31	15.43	32	14.95	33	16.14	34	16.07	35	16.47	36	15.66	37	15.50	38	15.53	39	15.92	40	15.70
	5:53.82 (11)		6:09.91 (13)		6:25.97 (12)		6:41.95 (12)		6:58.10 (12)		7:14.34 (12)		7:30.68 (12)		7:46.79 (12)		8:03.12 (11)		8:19.45 (13)		8:34.88 (12)		8:49.83 (8)		9:05.97 (8)		9:22.04 (7)		9:38.51 (8)		9:54.17 (6)		10:09.67 (4)		10:25.20 (5)		10:41.12 (4)		10:56.82 (3)
41	15.69	42	15.80	43	15.58	44	15.35	45	15.94	46	14.90	47	14.47	48	14.09	49	13.51				11:12.51 (4)		11:28.31 (4)		11:43.89 (4)		11:59.24 (4)		12:15.18 (4)		12:30.08 (4)		12:44.55 (4)		12:58.64 (5)		13:12.15 (4)		

6 Birhanu BALEW										BRN 27 Feb 96										13:25.70																			
1	16.96	2	18.17	3	18.60	4	18.99	5	16.33	6	16.45	7	16.35	8	16.08	9	15.98	10	16.14	11	15.97	12	16.05	13	16.33	14	16.58	15	16.38	16	16.79	17	17.77	18	16.95	19	17.30	20	17.19
	16.96 (2)		35.13 (3)		53.73 (3)		1:12.72 (5)		1:29.05 (3)		1:45.50 (3)		2:01.85 (3)		2:17.93 (4)		2:33.91 (3)		2:50.05 (3)		3:06.02 (3)		3:22.07 (4)		3:38.40 (3)		3:54.98 (4)		4:11.36 (4)		4:28.15 (3)		4:45.92 (4)		5:02.87 (5)		5:20.17 (8)		5:37.36 (13)
21	16.10	22	15.73	23	16.14	24	16.05	25	16.12	26	16.07	27	16.35	28	16.36	29	16.32	30	16.34	31	14.65	32	15.70	33	16.19	34	16.28	35	16.41	36	15.86	37	15.69	38	15.41	39	16.18	40	15.85
	5:53.46 (8)		6:09.19 (6)		6:25.33 (6)		6:41.38 (6)		6:57.50 (6)		7:13.57 (6)		7:29.92 (6)		7:46.28 (7)		8:02.60 (6)		8:18.94 (8)		8:33.59 (3)		8:49.29 (3)		9:05.48 (3)		9:21.76 (4)		9:38.17 (4)		9:54.03 (4)		10:09.72 (5)		10:25.13 (4)		10:41.31 (5)		10:57.16 (7)
41	15.57	42	15.52	43	15.55	44	15.43	45	15.91	46	15.11	47	14.55	48	14.07	49	13.57				11:12.73 (6)		11:28.25 (3)		11:43.80 (3)		11:59.23 (3)		12:15.14 (3)		12:30.25 (6)		12:44.80 (6)		12:58.87 (8)		13:12.44 (7)		

7 Andrew BUTCHART										GBR 14 Oct 91										13:26.46																			
1	17.28	2	18.12	3	18.73	4	19.01	5	17.10	6	16.58	7	16.25	8	15.96	9	16.27	10	16.18	11	15.89	12	15.70	13	16.10	14	16.14	15	16.33	16	16.74	17	17.85	18	17.13	19	17.16	20	16.80
	17.28 (6)		35.40 (7)		54.13 (7)		1:13.14 (10)		1:30.24 (9)		1:46.82 (11)		2:03.07 (10)		2:19.03 (11)		2:35.30 (11)		2:51.48 (12)		3:07.37 (12)		3:23.07 (11)		3:39.17 (9)		3:55.31 (6)		4:11.64 (6)		4:28.38 (7)		4:46.23 (8)		5:03.36 (13)		5:20.52 (12)		5:37.32 (12)
21	16.53	22	15.81	23	16.22	24	16.03	25	16.14	26	16.22	27	16.33	28	16.09	29	16.45	30	15.79	31	15.40	32	15.36	33	16.24	34	16.25	35	16.58	36	15.70	37	15.73	38	15.37	39	15.99	40	15.57
	5:53.85 (12)		6:09.66 (10)		6:25.88 (11)		6:41.91 (11)		6:58.05 (11)		7:14.27 (11)		7:30.60 (11)		7:46.69 (11)		8:03.14 (12)		8:18.93 (7)		8:34.33 (7)		8:49.69 (7)		9:05.93 (7)		9:22.18 (9)		9:38.76 (11)		9:54.46 (10)		10:10.19 (10)		10:25.56 (8)		10:41.55 (8)		10:57.12 (6)
41	15.64	42	15.81	43	15.54	44	15.34	45	15.79	46	14.88	47	14.52	48	14.07	49	14.00				11:12.76 (7)		11:28.57 (7)		11:44.11 (7)		11:59.45 (7)		12:15.24 (5)		12:30.12 (5)		12:44.64 (5)		12:58.71 (6)		13:12.71 (8)		

8 Morgan MCDONALD										AUS 23 Apr 96										13:26.80																			
1	17.00	2	18.06	3	18.48	4	18.98	5	16.11	6	16.16	7	15.94	8	16.12	9	15.89	10	16.39	11	16.34	12	16.31	13	16.40	14	16.70	15	16.26	16	16.89	17	17.67	18	16.84	19	17.07	20	16.83
	17.00 (3)		35.06 (2)		53.54 (2)		1:12.52 (2)		1:28.63 (2)		1:44.79 (2)		2:00.73 (2)		2:16.85 (2)		2:32.74 (2)		2:49.13 (2)		3:05.47 (2)		3:21.78 (2)		3:38.18 (2)		3:54.88 (3)		4:11.14 (2)		4:28.03 (2)		4:45.70 (2)		5:02.54 (2)		5:19.61 (3)		5:36.44 (3)
21	16.26	22	16.02	23	16.13	24	16.05	25	16.14	26	16.07	27	16.20	28	16.43	29	16.50	30	16.28	31	15.42	32	15.56	33	16.16	34	16.25	35	16.46	36	15.92	37	15.64	38	15.63	39	16.13	40	15.71
	5:52.70 (3)		6:08.72 (3)		6:24.85 (3)		6:40.90 (3)		6:57.04 (3)		7:13.11 (3)		7:29.31 (3)		7:45.74 (3)		8:02.24 (3)		8:18.52 (4)		8:33.94 (4)		8:49.50 (5)		9:05.66 (5)		9:21.91 (5)		9:38.37 (6)		9:54.29 (8)		10:09.93 (7)		10:25.56 (9)		10:41.69 (9)		10:57.40 (10)
41	15.80	42	15.69	43	15.55	44	15.25	45	15.85	46	14.98	47	14.50	48	13.58	49	13.71				11:13.20 (11)		11:28.89 (11)		11:44.44 (10)		11:59.69 (9)		12:15.54 (9)		12:30.52 (9)		12:45.02 (9)		12:58.60 (4)		13:12.31 (5)		

9 Ben TRUE										USA 29 Dec 85										13:27.39																			
1	17.03	2	18.21	3	18.71	4	18.98	5	16.75	6	16.53	7	16.29	8	16.09	9	16.04	10	16.19	11	15.88	12	16.05	13	16.38	14	16.58	15	16.35	16	16.63	17	17.76	18	16.87	19	17.54	20	17.08
	17.03 (4)		35.24 (5)		53.95 (6)		1:12.93 (7)		1:29.68 (6)		1:46.21 (6)		2:02.50 (7)		2:18.59 (7)		2:34.63 (7)		2:50.82 (7)		3:06.70 (7)		3:22.75 (8)		3:39.13 (8)		3:55.71 (9)		4:12.06 (9)		4:28.69 (12)		4:46.45 (13)		5:03.32 (12)		5:20.86 (16)		5:37.94 (17)
21	16.32	22	16.13	23	15.97	24	15.96	25	16.13	26	16.20	27	16.37	28	16.07	29	16.45	30	15.76	31	15.60	32	15.32	33	16.17	34	15.98	35	16.29	36	15.77	37	15.79	38	15.57	39	15.98	40	15.53
	5:54.26 (16)		6:10.39 (16)		6:26.36 (16)		6:42.32 (16)		6:58.45 (16)		7:14.65 (16)		7:31.02 (15)		7:47.09 (15)		8:03.54 (15)		8:19.30 (12)		8:34.90 (13)		8:50.22 (12)		9:06.39 (12)		9:22.37 (11)		9:38.66 (10)		9:54.43 (9)		10:10.22 (11)		10:25.79 (10)		10:41.77 (10)		10:57.30 (8)
41	15.68	42	15.72	43	15.59	44	15.31	45	15.84	46	14.88	47	14.50	48	14.09	49	14.11				11:12.98 (9)		11:28.70 (9)		11:44.29 (8)		11:59.60 (8)		12:15.44 (8)		12:30.32 (7)		12:44.82 (7)		12:58.91 (9)		13:13.02 (9)		



**RACE ANALYSIS**  
**5000 Metres Men - Round 1**

ATHLETE INGBRIGSTEN J. REINSTATED BY THE JURY OF APPEAL

10 Patrick TIERNAN										AUS 11 Sep 94										13:28.42																			
1	17.43	2	18.15	3	18.56	4	18.86	5	17.41	6	16.26	7	15.70	8	15.77	9	15.99	10	16.17	11	17.43 (7)	12	18.15 (9)	13	18.56 (8)	14	18.86 (9)	15	17.41 (11)	16	16.26 (10)	17	15.70 (6)	18	15.77 (5)	19	15.99 (5)	20	16.17 (5)
11	15.96	12	16.06	13	16.28	14	16.61	15	16.30	16	16.72	17	17.72	18	16.80	19	17.09	20	16.75	3:06.26 (5)	3:22.32 (5)	3:38.60 (5)	3:55.21 (5)	4:11.51 (5)	4:28.23 (4)	4:45.95 (5)	5:02.75 (4)	5:19.84 (4)	5:36.59 (4)										
21	16.34	22	15.95	23	16.19	24	16.02	25	16.17	26	16.07	27	16.24	28	16.28	29	16.58	30	16.35	5:52.93 (5)	6:08.88 (4)	6:25.07 (4)	6:41.09 (4)	6:57.26 (4)	7:13.33 (4)	7:29.57 (4)	7:45.85 (4)	8:02.43 (4)	8:18.78 (6)										
31	15.61	32	15.46	33	16.25	34	16.13	35	16.41	36	15.88	37	15.65	38	15.63	39	16.01	40	15.73	8:34.39 (8)	8:49.85 (9)	9:06.10 (9)	9:22.23 (10)	9:38.64 (9)	9:54.52 (11)	10:10.17 (9)	10:25.80 (11)	10:41.81 (11)	10:57.54 (11)										
41	15.64	42	15.59	43	15.76	44	15.32	45	15.82	46	15.06	47	14.59	48	14.40	49	14.70			11:13.18 (10)	11:28.77 (10)	11:44.53 (11)	11:59.85 (11)	12:15.67 (11)	12:30.73 (11)	12:45.32 (11)	12:59.72 (11)	13:14.42 (11)											

11 Yemaneberhan CRIPPA										ITA 15 Oct 96										13:29.08									
1	17.48	2	18.07	3	18.80	4	18.95	5	17.34	6	16.38	7	16.24	8	15.63	9	16.16	10	15.89	17.48 (9)	35.55 (8)	54.35 (10)	1:13.30 (13)	1:30.64 (13)	1:47.02 (13)	2:03.26 (12)	2:18.89 (10)	2:35.05 (9)	2:50.94 (8)
11	15.86	12	15.77	13	16.29	14	16.67	15	16.35	16	16.71	17	17.82	18	17.15	19	17.21	20	16.95	3:06.80 (8)	3:22.57 (7)	3:38.86 (6)	3:55.53 (8)	4:11.88 (8)	4:28.59 (11)	4:46.41 (12)	5:03.56 (15)	5:20.77 (15)	5:37.72 (15)
21	16.65	22	15.71	23	16.21	24	16.03	25	16.17	26	16.20	27	16.34	28	16.08	29	16.42	30	15.75	5:54.16 (15)	6:09.87 (12)	6:26.08 (14)	6:42.11 (14)	6:58.28 (14)	7:14.48 (14)	7:30.82 (13)	7:46.90 (13)	8:03.32 (13)	8:19.07 (9)
31	15.48	32	15.11	33	16.14	34	16.14	35	16.38	36	15.82	37	15.76	38	15.44	39	16.17	40	15.80	8:34.55 (9)	8:49.66 (6)	9:05.80 (6)	9:21.94 (6)	9:38.32 (5)	9:54.14 (5)	10:09.90 (6)	10:25.34 (6)	10:41.51 (7)	10:57.31 (9)
41	15.64	42	15.63	43	15.84	44	15.33	45	15.81	46	15.14	47	14.43	48	14.38	49	14.57			11:12.95 (8)	11:28.58 (8)	11:44.42 (9)	11:59.75 (10)	12:15.56 (10)	12:30.70 (10)	12:45.13 (10)	12:59.51 (10)	13:14.08 (10)	

12 Julien WANDERS										SUI 18 Mar 96										13:38.95									
1	17.98	2	18.40	3	18.67	4	17.23	5	15.89	6	16.28	7	15.99	8	16.04	9	15.98	10	16.37	17.98 (14)	36.38 (14)	55.05 (14)	<b>1:12.28</b> (1)	<b>1:28.17</b> (1)	<b>1:44.45</b> (1)	<b>2:00.44</b> (1)	<b>2:16.48</b> (1)	<b>2:32.46</b> (1)	<b>2:48.83</b> (1)
11	16.31	12	16.30	13	16.51	14	16.67	15	16.29	16	17.33	17	17.89	18	17.03	19	17.53	20	17.14	3:05.14 (1)	3:21.44 (1)	3:37.95 (1)	3:54.62 (1)	4:10.91 (1)	4:28.24 (6)	4:46.13 (7)	5:03.16 (10)	5:20.69 (14)	5:37.83 (16)
21	16.65	22	16.16	23	15.98	24	15.96	25	16.11	26	16.19	27	16.47	28	16.05	29	16.37	30	16.24	5:54.48 (17)	6:10.64 (17)	6:26.62 (17)	6:42.58 (17)	6:58.69 (17)	7:14.88 (17)	7:31.35 (17)	7:47.40 (17)	8:03.77 (17)	8:20.01 (16)
31	15.39	32	15.41	33	16.12	34	16.20	35	16.04	36	15.88	37	15.61	38	15.37	39	16.03	40	15.78	8:35.40 (16)	8:50.81 (16)	9:06.93 (16)	9:23.13 (16)	9:39.17 (13)	9:55.05 (13)	10:10.66 (13)	10:26.03 (12)	10:42.06 (12)	10:57.84 (12)
41	15.60	42	15.72	43	15.66	44	15.77	45	16.30	46	16.54	47	16.51	48	16.77	49	15.94			11:13.44 (12)	11:29.16 (12)	11:44.82 (12)	12:00.59 (12)	12:16.89 (12)	12:33.43 (12)	12:49.94 (12)	13:06.71 (12)	13:22.65 (12)	

13 Robin HENDRIX										BEL 14 Jan 95										13:39.69									
1	17.64	2	18.19	3	18.72	4	18.73	5	17.04	6	16.22	7	16.25	8	15.90	9	16.17	10	16.19	17.64 (11)	35.83 (12)	54.55 (11)	1:13.28 (11)	1:30.32 (10)	1:46.54 (8)	2:02.79 (9)	2:18.69 (8)	2:34.86 (8)	2:51.05 (9)
11	15.90	12	16.01	13	16.34	14	16.61	15	16.36	16	16.57	17	17.91	18	16.93	19	17.43	20	15.82	3:06.95 (9)	3:22.96 (10)	3:39.30 (11)	3:55.91 (13)	4:12.27 (11)	4:28.84 (16)	4:46.75 (16)	5:03.68 (17)	5:21.11 (17)	5:36.93 (7)
21	16.38	22	16.18	23	16.16	24	16.00	25	16.18	26	16.19	27	16.25	28	16.16	29	16.55	30	16.55	5:53.31 (7)	6:09.49 (9)	6:25.65 (9)	6:41.65 (9)	6:57.83 (9)	7:14.02 (9)	7:30.27 (9)	7:46.43 (8)	8:02.98 (9)	8:19.53 (14)
31	15.55	32	15.36	33	16.21	34	15.89	35	16.40	36	15.84	37	15.68	38	15.86	39	16.02	40	15.76	8:35.08 (14)	8:50.44 (14)	9:06.65 (14)	9:22.54 (12)	9:38.94 (12)	9:54.78 (12)	10:10.46 (12)	10:26.32 (13)	10:42.34 (13)	10:58.10 (13)
41	15.73	42	16.08	43	16.26	44	16.56	45	16.68	46	16.80	47	16.17	48	16.04	49	15.98			11:13.83 (13)	11:29.91 (13)	11:46.17 (13)	12:02.73 (13)	12:19.41 (13)	12:36.21 (13)	12:52.38 (13)	13:08.42 (13)	13:24.40 (13)	

14 Oscar CHELIMO										UGA 12 Dec 01										13:42.94									
1	17.92	2	18.18	3	18.70	4	18.89	5	17.56	6	16.36	7	16.26	8	15.83	9	15.93	10	15.50	17.92 (13)	36.10 (13)	54.80 (13)	1:13.69 (15)	1:31.25 (15)	1:47.61 (16)	2:03.87 (16)	2:19.70 (16)	2:35.63 (14)	2:51.13 (10)
11	15.94	12	15.81	13	16.40	14	16.48	15	16.35	16	16.63	17	17.83	18	16.52	19	16.28	20	16.85	3:07.07 (10)	3:22.88 (9)	3:39.28 (10)	3:55.76 (10)	4:12.11 (10)	4:28.74 (13)	4:46.57 (14)	5:03.09 (8)	5:19.37 (2)	<b>5:36.22</b> (1)
21	15.96	22	16.04	23	16.30	24	16.13	25	16.17	26	15.93	27	16.26	28	16.50	29	16.45	30	16.25	5:52.18 (1)	6:08.22 (1)	6:24.52 (1)	6:40.65 (2)	6:56.82 (2)	7:12.75 (2)	7:29.01 (2)	7:45.51 (2)	8:01.96 (2)	8:18.21 (2)
31	15.96	32	15.80	33	16.32	34	16.41	35	16.63	36	16.13	37	15.57	38	15.79	39	16.18	40	15.95	8:34.17 (6)	8:49.97 (10)	9:06.29 (11)	9:22.70 (13)	9:39.33 (14)	9:55.46 (15)	10:11.03 (14)	10:26.82 (14)	10:43.00 (14)	10:58.95 (14)
41	15.91	42	16.46	43	16.86	44	16.72	45	16.86	46	16.97	47	16.44	48	16.15	49	15.54			11:14.86 (14)	11:31.32 (14)	11:48.18 (14)	12:04.90 (14)	12:21.76 (14)	12:38.73 (14)	12:55.17 (14)	13:11.32 (14)	13:26.86 (14)	



**RACE ANALYSIS**  
**5000 Metres Men - Round 1**

ATHLETE INGBRIGSTEN J. REINSTATED BY THE JURY OF APPEAL

**15 Marc SCOTT GBR 21 Dec 93 13:47.12**

1	17.44	2	18.19	3	18.68	4	18.97	5	17.33	6	16.38	7	16.32	8	15.89	9	16.32	10	16.06
	17.44 (8)		35.63 (10)		54.31 (9)		1:13.28 (12)		1:30.61 (12)		1:46.99 (12)		2:03.31 (13)		2:19.20 (12)		2:35.52 (13)		2:51.58 (13)
11	15.85	12	15.87	13	16.23	14	16.57	15	16.39	16	16.32	17	17.82	18	16.97	19	16.99	20	16.94
	3:07.43 (13)		3:23.30 (13)		3:39.53 (13)		3:56.10 (15)		4:12.49 (14)		4:28.81 (15)		4:46.63 (15)		5:03.60 (16)		5:20.59 (13)		5:37.53 (14)
21	16.53	22	16.06	23	16.06	24	15.98	25	16.16	26	16.21	27	16.42	28	16.07	29	16.31	30	16.37
	5:54.06 (14)		6:10.12 (15)		6:26.18 (15)		6:42.16 (15)		6:58.32 (15)		7:14.53 (15)		7:30.95 (14)		7:47.02 (14)		8:03.33 (14)		8:19.70 (15)
31	15.50	32	15.39	33	16.11	34	16.16	35	16.51	36	16.07	37	15.84	38	16.15	39	16.44	40	16.52
	8:35.20 (15)		8:50.59 (15)		9:06.70 (15)		9:22.86 (14)		9:39.37 (15)		9:55.44 (14)		10:11.28 (15)		10:27.43 (15)		10:43.87 (16)		11:00.39 (16)
41	16.53	42	17.20	43	17.02	44	16.72	45	16.73	46	16.72	47	16.60	48	16.88	49	15.93		
	11:16.92 (16)		11:34.12 (16)		11:51.14 (16)		12:07.86 (16)		12:24.59 (16)		12:41.31 (15)		12:57.91 (15)		13:14.79 (15)		13:30.72 (15)		

**16 Richard RINGER GER 27 Feb 89 13:49.20**

1	17.67	2	18.14	3	18.76	4	18.95	5	17.34	6	16.41	7	16.21	8	15.99	9	16.42	10	16.27
	17.67 (12)		35.81 (11)		54.57 (12)		1:13.52 (14)		1:30.86 (14)		1:47.27 (14)		2:03.48 (14)		2:19.47 (15)		2:35.89 (16)		2:52.16 (18)
11	16.13	12	15.70	13	16.12	14	16.34	15	16.59	16	16.04	17	17.69	18	16.53	19	16.78	20	16.67
	3:08.29 (18)		3:23.99 (18)		3:40.11 (18)		3:56.45 (18)		4:13.04 (18)		4:29.08 (17)		4:46.77 (17)		5:03.30 (11)		5:20.08 (7)		5:36.75 (5)
21	16.15	22	16.12	23	16.14	24	16.03	25	16.16	26	16.11	27	16.31	28	16.24	29	16.56	30	16.50
	5:52.90 (4)		6:09.02 (5)		6:25.16 (5)		6:41.19 (5)		6:57.35 (5)		7:13.46 (5)		7:29.77 (5)		7:46.01 (5)		8:02.57 (5)		8:19.07 (10)
31	15.60	32	15.63	33	16.20	34	16.46	35	16.61	36	16.24	37	15.76	38	16.20	39	15.94	40	16.22
	8:34.67 (10)		8:50.30 (13)		9:06.50 (13)		9:22.96 (15)		9:39.57 (16)		9:55.81 (16)		10:11.57 (16)		10:27.77 (16)		10:43.71 (15)		10:59.93 (15)
41	16.69	42	17.29	43	17.03	44	16.70	45	16.75	46	17.37	47	16.75	48	17.16	49	16.71		
	11:16.62 (15)		11:33.91 (15)		11:50.94 (15)		12:07.64 (15)		12:24.39 (15)		12:41.76 (16)		12:58.51 (16)		13:15.67 (16)		13:32.38 (16)		

**17 Jamal Abdelmaji EISA MOHAMMED ART 28 Aug 93 14:15.32**

1	18.25	2	18.50	3	18.66	4	17.58	5	17.09	6	16.53	7	16.48	8	16.14	9	16.27	10	16.39
	18.25 (16)		36.75 (17)		55.41 (17)		1:12.99 (8)		1:30.08 (8)		1:46.61 (9)		2:03.09 (11)		2:19.23 (13)		2:35.50 (12)		2:51.89 (16)
11	16.00	12	15.87	13	16.13	14	16.55	15	16.38	16	16.36	17	17.83	18	16.87	19	17.41	20	16.84
	3:07.89 (16)		3:23.76 (17)		3:39.89 (17)		3:56.44 (17)		4:12.82 (17)		4:29.18 (18)		4:47.01 (18)		5:03.88 (18)		5:21.29 (18)		5:38.13 (18)
21	16.58	22	16.21	23	16.06	24	15.90	25	16.12	26	16.32	27	16.36	28	16.10	29	16.40	30	16.62
	5:54.71 (18)		6:10.92 (18)		6:26.98 (18)		6:42.88 (18)		6:59.00 (18)		7:15.32 (18)		7:31.68 (18)		7:47.78 (18)		8:04.18 (18)		8:20.80 (18)
31	16.75	32	17.28	33	17.36	34	17.54	35	17.87	36	18.01	37	18.21	38	18.53	39	17.73	40	17.92
	8:37.55 (18)		8:54.83 (18)		9:12.19 (18)		9:29.73 (18)		9:47.60 (18)		10:05.61 (18)		10:23.82 (18)		10:42.35 (18)		11:00.08 (18)		11:18.00 (18)
41	17.85	42	17.89	43	18.21	44	18.36	45	17.99	46	17.81	47	16.96	48	17.02	49	16.93		
	11:35.85 (18)		11:53.74 (18)		12:11.95 (18)		12:30.31 (18)		12:48.30 (18)		13:06.11 (17)		13:23.07 (17)		13:40.09 (17)		13:57.02 (17)		

**18 Tariq Ahmed AL AMRI KSA 23 Dec 90 14:21.19**

1	18.16	2	18.37	3	18.61	4	18.76	5	17.43	6	16.01	7	16.14	8	15.90	9	16.30	10	16.06
	18.16 (15)		36.53 (15)		55.14 (15)		1:13.90 (16)		1:31.33 (16)		1:47.34 (15)		2:03.48 (15)		2:19.38 (14)		2:35.68 (15)		2:51.74 (14)
11	15.82	12	15.94	13	16.21	14	16.51	15	16.40	16	16.12	17	17.67	18	17.07	19	16.90	20	16.82
	3:07.56 (14)		3:23.50 (14)		3:39.71 (15)		3:56.22 (16)		4:12.62 (16)		4:28.74 (14)		4:46.41 (11)		5:03.48 (14)		5:20.38 (11)		5:37.20 (10)
21	16.72	22	16.01	23	16.10	24	16.01	25	16.17	26	16.23	27	16.68	28	16.09	29	16.47	30	16.47
	5:53.92 (13)		6:09.93 (14)		6:26.03 (13)		6:42.04 (13)		6:58.21 (13)		7:14.44 (13)		7:31.12 (16)		7:47.21 (16)		8:03.68 (16)		8:20.15 (17)
31	15.94	32	17.03	33	17.01	34	17.74	35	18.15	36	18.13	37	17.53	38	18.17	39	18.45	40	18.76
	8:36.09 (17)		8:53.12 (17)		9:10.13 (17)		9:27.87 (17)		9:46.02 (17)		10:04.15 (17)		10:21.68 (17)		10:39.85 (17)		10:58.30 (17)		11:17.06 (17)
41	17.88	42	18.21	43	18.52	44	18.40	45	18.02	46	18.19	47	18.08	48	18.66	49	18.58		
	11:34.94 (17)		11:53.15 (17)		12:11.67 (17)		12:30.07 (17)		12:48.09 (17)		13:06.28 (18)		13:24.36 (18)		13:43.02 (18)		14:01.60 (18)		

**19 Braima Suncar DABÓ GBS 23 May 93 18:10.87**

1	19.01	2	18.67	3	18.46	4	18.90	5	18.77	6	19.28	7	19.51	8	19.85	9	19.55	10	20.14
	19.01 (19)		37.68 (20)		56.14 (20)		1:15.04 (20)		1:33.81 (20)		1:53.09 (20)		2:12.60 (20)		2:32.45 (20)		2:52.00 (20)		3:12.14 (20)
11	19.98	12	19.75	13	19.74	14	20.12	15	19.83	16	19.89	17	19.80	18	20.30	19	20.37	20	20.29
	3:32.12 (20)		3:51.87 (20)		4:11.61 (20)		4:31.73 (20)		4:51.56 (20)		5:11.45 (20)		5:31.25 (20)		5:51.55 (20)		6:11.92 (20)		6:32.21 (20)
21	20.34	22	20.59	23	19.28	24	20.40	25	20.34	26	20.63	27	20.22	28	20.52	29	20.30	30	20.45
	6:52.55 (20)		7:13.14 (20)		7:32.42 (20)		7:52.82 (20)		8:13.16 (20)		8:33.79 (20)		8:54.01 (20)		9:14.53 (20)		9:34.83 (20)		9:55.28 (20)
31	20.35	32	20.92	33	20.54	34	20.90	35	20.93	36	20.91	37	20.59	38	21.55	39	21.54	40	21.88
	10:15.63 (20)		10:36.55 (20)		10:57.09 (20)		11:17.99 (20)		11:38.92 (20)		11:59.83 (20)		12:20.42 (20)		12:41.97 (20)		13:03.51 (20)		13:25.39 (20)
41	21.96	42	21.98	43	22.84	44	22.83	45	23.05	46	23.59	47	22.69	48	25.57	49	46.32		
	13:47.35 (20)		14:09.33 (20)		14:32.17 (20)		14:55.00 (20)		15:18.05 (20)		15:41.64 (20)		16:04.33 (20)		16:29.90 (19)		17:16.22 (19)		



**RACE ANALYSIS**  
**5000 Metres Men - Round 1**

**ATHLETE INGBRIGSTEN J. REINSTATED BY THE JURY OF APPEAL**

**Jonathan BUSBY**

ARU 24 Apr 86

**DQ** 144.3(f)

1	19.08	2	18.29	3	18.40	4	18.65	5	17.90	6	18.07	7	18.10	8	18.69	9	18.57	10	19.16
	19.08 (20)		37.37 (19)		55.77 (19)		1:14.42 (19)		1:32.32 (19)		1:50.39 (19)		2:08.49 (19)		2:27.18 (19)		2:45.75 (19)		3:04.91 (19)
11	19.20	12	19.49	13	19.31	14	19.67	15	19.73	16	19.77	17	19.59	18	20.00	19	19.98	20	20.07
	3:24.11 (19)		3:43.60 (19)		4:02.91 (19)		4:22.58 (19)		4:42.31 (19)		5:02.08 (19)		5:21.67 (19)		5:41.67 (19)		6:01.65 (19)		6:21.72 (19)
21	19.83	22	20.40	23	20.32	24	20.15	25	19.78	26	19.67	27	19.77	28	20.10	29	20.05	30	20.68
	6:41.55 (19)		7:01.95 (19)		7:22.27 (19)		7:42.42 (19)		8:02.20 (19)		8:21.87 (19)		8:41.64 (19)		9:01.74 (19)		9:21.79 (19)		9:42.47 (19)
31	20.33	32	20.80	33	20.36	34	20.79	35	20.71	36	20.83	37	20.40	38	21.14	39	20.71	40	20.70
	10:02.80 (19)		10:23.60 (19)		10:43.96 (19)		11:04.75 (19)		11:25.46 (19)		11:46.29 (19)		12:06.69 (19)		12:27.83 (19)		12:48.54 (19)		13:09.24 (19)
41	20.13	42	21.00	43	20.96	44	21.59	45	21.56	46	22.00	47	22.60	48	51.06	49	46.41		
	13:29.37 (19)		13:50.37 (19)		14:11.33 (19)		14:32.92 (19)		14:54.48 (19)		15:16.48 (19)		15:39.08 (19)		16:30.14 (20)		17:16.55 (20)		

**NOTE** IAAF Rule 144.3(f) - Receiving physical support from another athlete  
 Yellow Card - BIB 897 - 144.2 Giving Assistance

# RESULTS



## 5000 Metres Men - Round 1

First 5 in each heat (Q) and the next 5 fastest (q) advance to the Final

ATHLETE INGEBRIGSTEN J. REINSTATED BY THE JURY OF APPEAL

RECORDS	RESULT	NAME	COUNTRY	AGE	VENUE	DATE
World Record <b>WR</b>	12:37.35	Kenenisa BEKELE	ETH	22	Hengelo (Blankers-Koen Stadion)	31 May 2004
Championships Record <b>CR</b>	12:52.79	Eliud KIPCHOGE	KEN	19	Paris Saint-Denis (Stade de France)	31 Aug 2003
World Leading <b>WL</b>	12:52.98	Telahun Haile BEKELE	ETH	20	Roma (ITA)	6 Jun 2019
Area Record <b>AR</b>		National Record <b>NR</b>		Personal Best <b>PB</b>		Season Best <b>SB</b>

Heat 1

2

27 September 2019 19:45 START TIME


25° C TEMPERATURE 67% HUMIDITY

PLACE	NAME	COUNTRY	DATE of BIRTH	ORDER	RESULT	
1	Selemon BAREGA	ETH	20 Jan 00	14	13:24.69	Q
2	Jacob KROP	KEN	4 Jun 01	4	13:24.94	Q
3	Muktar EDRIS	ETH	14 Jan 94	12	13:25.00	Q <b>SB</b>
4	Jakob INGEBRIGTSEN	NOR	19 Sep 00	15	13:25.20	Q
5	Mohammed AHMED	CAN	5 Jan 91	17	13:25.35	Q
6	Birhanu BALEW	BRN	27 Feb 96	18	13:25.70	q
7	Andrew BUTCHART	GBR	14 Oct 91	6	13:26.46	
8	Morgan MCDONALD	AUS	23 Apr 96	19	13:26.80	
9	Ben TRUE	USA	29 Dec 85	3	13:27.39	
10	Patrick TIERNAN	AUS	11 Sep 94	13	13:28.42	
11	Yemaneberhan CRIPPA	ITA	15 Oct 96	2	13:29.08	
12	Julien WANDERS	SUI	18 Mar 96	5	13:38.95	
13	Robin HENDRIX	BEL	14 Jan 95	10	13:39.69	
14	Oscar CHELIMO	UGA	12 Dec 01	7	13:42.94	
15	Marc SCOTT	GBR	21 Dec 93	11	13:47.12	
16	Richard RINGER	GER	27 Feb 89	9	13:49.20	
17	Jamal Abdelmaji EISA MOHAMMED	ART	28 Aug 93	20	14:15.32	
18	Tariq Ahmed AL AMRI	KSA	23 Dec 90	1	14:21.19	
19	<b>Y</b> Braima Suncar DABÓ	GBS	23 May 93	8	18:10.87	<b>PB</b>
	Jonathan BUSBY	ARU	24 Apr 86	16	DQ	144.3(f)



**RESULTS**  
**5000 Metres Men - Round 1**

**ATHLETE INGBRIGSTEN J. REINSTATED BY THE JURY OF APPEAL**

**NOTE** IAAF Rule 144.3(f) - Receiving physical support from another athlete  
 Yellow Card - BIB 897 - 144.2 Giving Assistance

**INTERMEDIATE TIMES**

100 m	16.92 Mohammed AHMED	200 m	34.95 Mohammed AHMED
300 m	53.49 Mohammed AHMED	400 m	1:12.28 Julien WANDERS
500 m	1:28.17 Julien WANDERS	600 m	1:44.45 Julien WANDERS
700 m	2:00.44 Julien WANDERS	800 m	2:16.48 Julien WANDERS
900 m	2:32.46 Julien WANDERS	1000 m	2:48.83 Julien WANDERS
1100 m	3:05.14 Julien WANDERS	1200 m	3:21.44 Julien WANDERS
1300 m	3:37.95 Julien WANDERS	1400 m	3:54.62 Julien WANDERS
1500 m	4:10.91 Julien WANDERS	1600 m	4:27.97 Jacob KROP
1700 m	4:45.68 Jacob KROP	1800 m	5:02.21 Jacob KROP
1900 m	5:19.34 Jacob KROP	2000 m	5:36.22 Oscar CHELIMO
2100 m	5:52.18 Oscar CHELIMO	2200 m	6:08.22 Oscar CHELIMO
2300 m	6:24.52 Oscar CHELIMO	2400 m	6:40.57 Jacob KROP
2500 m	6:56.67 Jacob KROP	2600 m	7:12.48 Jacob KROP
2700 m	7:28.76 Jacob KROP	2800 m	7:45.36 Jacob KROP
2900 m	8:01.62 Jacob KROP	3000 m	8:17.59 Jacob KROP
3100 m	8:33.28 Jacob KROP	3200 m	8:49.13 Selemon BAREGA
3300 m	9:05.30 Selemon BAREGA	3400 m	9:21.56 Jacob KROP
3500 m	9:37.86 Jacob KROP	3600 m	9:53.58 Jacob KROP
3700 m	10:09.12 Jacob KROP	3800 m	10:24.67 Jacob KROP
3900 m	10:40.76 Jacob KROP	4000 m	10:56.52 Jacob KROP
4100 m	11:12.19 Jacob KROP	4200 m	11:28.05 Jacob KROP
4300 m	11:43.61 Jacob KROP	4400 m	11:59.07 Jacob KROP
4500 m	12:14.96 Jacob KROP	4600 m	12:29.84 Jacob KROP
4700 m	12:44.19 Jacob KROP	4800 m	12:58.30 Jacob KROP
4900 m	13:11.80 Jacob KROP		

**RESULTS**  
**5000 Metres Men - Round 1**

ATHLETE INGBRIGSTEN J. REINSTATED BY THE JURY OF APPEAL

Heat 2

2

27 September 2019

20:07 START TIME

25° C  
TEMPERATURE

67 %  
HUMIDITY

PLACE	NAME	COUNTRY	DATE OF BIRTH	ORDER	RESULT	
1	<b>Paul CHELIMO</b>	USA	27 Oct 90	15	<b>13:20.18</b>	<b>Q</b>
2	<b>Telahun Haile BEKELE</b>	ETH	13 May 99	1	<b>13:20.45</b>	<b>Q</b>
3	<b>Filip INGBRIGTSEN</b>	NOR	20 Apr 93	10	<b>13:20.52</b>	<b>Q</b>
4	<b>Stewart MCSWEYN</b>	AUS	1 Jun 95	12	<b>13:20.58</b>	<b>Q</b>
5	<b>Nicholas Kipkorir KIMELI</b>	KEN	29 Sep 98	2	<b>13:20.82</b>	<b>Q</b>
6	<b>Isaac KIMELI</b>	BEL	9 Mar 94	19	<b>13:20.99</b>	<b>q</b>
7	<b>Henrik INGBRIGTSEN</b>	NOR	24 Feb 91	13	<b>13:21.22</b>	<b>q</b>
8	<b>Hassan MEAD</b>	USA	28 Aug 89	8	<b>13:22.11</b>	<b>q</b> <span style="border: 1px solid black; padding: 0 2px;">SB</span>
9	<b>Justyn KNIGHT</b>	CAN	19 Jul 96	4	<b>13:25.95</b>	<b>q</b>
10	<b>Stephen KISSA</b>	UGA	1 Dec 95	7	<b>13:27.36</b>	
11	<b>Bouh IBRAHIM</b>	DJI	1 Jan 97	6	<b>13:36.39</b>	
12	<b>Ben CONNOR</b>	GBR	17 Oct 92	18	<b>13:36.92</b>	
13	<b>Sam PARSONS</b>	GER	18 Jun 94	14	<b>13:38.53</b>	
14	<b>Abadi HADIS</b>	ETH	6 Nov 97	17	<b>13:42.89</b>	
15	<b>Soufiyan BOUQANTAR</b>	MAR	30 Aug 93	3	<b>14:03.16</b>	
16	<b>Tachlowini GABRIYESOS</b>	ART	1 Jan 98	9	<b>14:28.11</b>	
	<b>Said EL OTMANI</b>	ITA	14 Oct 91	16	<b>DNF</b>	
	<b>Gerald Nicolas GIRALDO VILLA</b>	COL	21 Mar 89	5	<b>DNF</b>	
	<b>Viro MA</b>	CAM	14 Apr 87	11	<b>DNF</b>	

**INTERMEDIATE TIMES**

100 m	16.00 Soufiyan BOUQANTAR	200 m	32.82 Soufiyan BOUQANTAR
300 m	49.92 Soufiyan BOUQANTAR	400 m	1:06.02 Telahun Haile BEKELE
500 m	1:21.94 Telahun Haile BEKELE	600 m	1:40.10 Paul CHELIMO
700 m	1:54.94 Telahun Haile BEKELE	800 m	2:11.26 Telahun Haile BEKELE
900 m	2:27.52 Telahun Haile BEKELE	1000 m	2:43.78 Telahun Haile BEKELE
1100 m	3:00.19 Telahun Haile BEKELE	1200 m	3:16.39 Telahun Haile BEKELE
1300 m	3:32.33 Telahun Haile BEKELE	1400 m	3:48.56 Telahun Haile BEKELE
1500 m	4:05.20 Nicholas Kipkorir KIMELI	1600 m	4:22.15 Nicholas Kipkorir KIMELI
1700 m	4:38.54 Ben CONNOR	1800 m	4:54.35 Ben CONNOR
1900 m	5:10.17 Ben CONNOR	2000 m	5:26.03 Ben CONNOR
2100 m	5:41.99 Ben CONNOR	2200 m	5:58.19 Ben CONNOR
2300 m	6:14.39 Ben CONNOR	2400 m	6:30.73 Ben CONNOR
2500 m	6:46.85 Ben CONNOR	2600 m	7:03.33 Ben CONNOR
2700 m	7:19.72 Ben CONNOR	2800 m	7:36.08 Ben CONNOR
2900 m	7:52.31 Ben CONNOR	3000 m	8:08.94 Paul CHELIMO
3100 m	8:25.42 Paul CHELIMO	3200 m	8:41.00 Telahun Haile BEKELE
3300 m	8:56.73 Telahun Haile BEKELE	3400 m	9:12.76 Telahun Haile BEKELE
3500 m	9:28.68 Telahun Haile BEKELE	3600 m	9:44.90 Telahun Haile BEKELE
3700 m	10:01.25 Nicholas Kipkorir KIMELI	3800 m	10:18.08 Nicholas Kipkorir KIMELI
3900 m	10:34.50 Telahun Haile BEKELE	4000 m	10:50.22 Telahun Haile BEKELE
4100 m	11:05.92 Telahun Haile BEKELE	4200 m	11:21.87 Telahun Haile BEKELE
4300 m	11:37.75 Telahun Haile BEKELE	4400 m	11:53.26 Telahun Haile BEKELE
4500 m	12:08.64 Telahun Haile BEKELE	4600 m	12:23.96 Telahun Haile BEKELE
4700 m	12:38.86 Telahun Haile BEKELE	4800 m	12:53.08 Filip INGBRIGTSEN
4900 m	13:06.48 Filip INGBRIGTSEN		

**RESULTS**  
**5000 Metres Men - Round 1**

**ATHLETE INGBRIGSTEN J. REINSTATED BY THE JURY OF APPEAL**

ALL-TIME TOP LIST				SEASON TOP LIST			
RESULT	NAME	VENUE	DATE	RESULT	NAME	VENUE	2019
12:37.35	Kenenisa BEKELE (ETH)	engelo (Blankers-Koen Stadion)	31 May 04	12:52.98	Telahun Haile BEKELE (ETH)	Roma (ITA)	6 Jun
12:39.36	Haile GEBRSELESSIE (ETH)	Helsinki	13 Jun 98	12:53.04	Selemon BAREGA (ETH)	Roma (ITA)	6 Jun
12:39.74	Daniel KOMEN (KEN)	Bruxelles	22 Aug 97	12:54.92	Hagos GEBRHIWET (ETH)	Roma (ITA)	6 Jun
12:43.02	Selemon BAREGA (ETH)	Bruxelles (BEL)	31 Aug 18	12:56.26	Birhanu BALEW (BRN)	Roma (ITA)	6 Jun
12:45.82	Hagos GEBRHIWET (ETH)	Bruxelles (BEL)	31 Aug 18	12:56.48	Abadi HADIS (ETH)	Roma (ITA)	6 Jun
12:46.53	Eliud KIPCHOGE (KEN)	Roma (Stadio Olimpico)	2 Jul 04	12:57.41	Joshua CHEPTEGEI (UGA)	Zürich (SUI)	29 Aug
12:46.79	Yomif KEJELCHA (ETH)	Bruxelles (BEL)	31 Aug 18	12:57.90	Nicholas Kipkorir KIMELI (KEN)	Hengelo (NED)	9 Jun
12:46.81	Dejen GEBREMESKEL (ETH)	int-Denis (Stade de France)	6 Jul 12	12:58.10	William KINCAID (USA)	hael Jordan Track, Nike Campus, Beave	10 Sep
12:47.04	Sileshi SIHINE (ETH)	Roma (Stadio Olimpico)	2 Jul 04	12:58.16	Mohammed AHMED (CAN)	Roma (ITA)	6 Jun
12:48.64	Isiah Kiplangat KOECH (KEN)	it-Denis (Stade de France)	6 Jul 12	13:00.13	Lopez LOMONG (USA)	ichael Jordan Track, Nike Campus, Beave	10 Sep

# SUMMARY



## 400 Metres Hurdles Men - Semi-Final

First 2 in each heat (Q) and the next 2 fastest (q) advance to the Final

**ATHLETE MCMASTER REINSTATED BY JURY OF APPEAL**

RECORDS	RESULT	NAME	COUNTRY	AGE	VENUE	DATE
World Record <b>WR</b>	46.78	Kevin YOUNG	USA	26	Barcelona (Estadio Olímpico)	6 Aug 1992
Championships Record <b>CR</b>	47.18	Kevin YOUNG	USA	27	Stuttgart (Gottlieb-Daimler Stadion)	19 Aug 1993
World Leading <b>WL</b>	46.92	Karsten WARHOLM	NOR	23	Zürich (SUI)	29 Aug 2019
Area Record <b>AR</b>		National Record <b>NR</b>		Personal Best <b>PB</b>		Season Best <b>SB</b>

28 September 2019

RANK	PLACE	HEAT	LANE	BIB	NAME	COUNTRY	DATE of BIRTH	RESULT	
1	1	2	4		Karsten WARHOLM	NOR	28 Feb 96	48.28	Q
2	1	1	6		Alison DOS SANTOS	BRA	3 Jun 00	48.35	Q <b>PB</b>
3	2	1	3		Yasmani COPELLO	TUR	15 Apr 87	48.39 (.386)	Q <b>SB</b>
4	2	2	6		Abdelmalik LAHOULOU	ALG	7 May 92	48.39 (.388)	Q <b>NR</b>
5	3	1	5		Kyron MCMASTER	IVB	3 Jan 97	48.40	q
6	1	3	6		Rai BENJAMIN	USA	27 Jul 97	48.52	Q
7	3	2	7		TJ HOLMES	USA	2 Jul 95	48.67	q
8	2	3	5		Abderrahman SAMBA	QAT	5 Sep 95	48.72	Q
9	4	1	7		Rasmus MÄGI	EST	4 May 92	48.93	<b>SB</b>
10	3	3	4		Takatoshi ABE	JPN	12 Nov 91	48.97	
11	4	3	7		Thomas BARR	IRL	24 Jul 92	49.02	<b>SB</b>
12	4	2	5		Ludvy VAILLANT	FRA	15 Mar 95	49.10	
13	5	1	4		Mohamed TOUATI	TUN	9 Sep 98	49.14	<b>PB</b>
14	5	2	9		Chris MCALISTER	GBR	3 Dec 95	49.18	<b>PB</b>
15	6	1	2		Amere LATTIN	USA	12 Jul 97	49.20	
16	7	1	8		Kemar MOWATT	JAM	12 Mar 95	49.32	
17	5	3	9		Jabir MADARI PILLYALIL	IND	8 Jun 96	49.71	
18	6	3	2		Fernando VEGA	MEX	19 Feb 98	49.96	
19	7	3	3		Vít MÜLLER	CZE	31 Aug 96	49.97	
20	8	1	9		Chieh CHEN	TPE	8 May 92	50.00 (.991)	
21	6	2	3		Luke CAMPBELL	GER	22 Nov 94	50.00 (.995)	
22	7	2	8		Patryk DOBEK	POL	13 Feb 94	50.18	
23	8	2	2		Masaki TOYODA	JPN	17 Jan 98	50.30	
24	8	3	8		Rilwan ALOWONLE	NGR	12 Dec 93	52.01	

ALL-TIME TOP LIST				SEASON TOP LIST			
RESULT	NAME	VENUE	DATE	RESULT	NAME	VENUE	2019
46.78	Kevin YOUNG (USA)	Barcelona (Estadio Olímpico)	6 Aug 92	46.92	Karsten WARHOLM (NOR)	Zürich (SUI)	29 Aug
46.92	Karsten WARHOLM (NOR)	Zürich (SUI)	29 Aug 19	46.98	Rai BENJAMIN (USA)	Zürich (SUI)	29 Aug
46.98	Abderrahman SAMBA (QAT)	Paris (FRA)	30 Jun 18	47.27	Abderrahman SAMBA (QAT)	Shanghai (CHN)	18 May
46.98	Rai BENJAMIN (USA)	Zürich (SUI)	29 Aug 19	48.30	Ludvy VAILLANT (FRA)	Stade Charléty, Paris (FRA)	24 Aug
47.02	Edwin MOSES (USA)	Koblenz	31 Aug 83	48.33	Kyron MCMASTER (IVB)	Stade Charléty, Paris (FRA)	24 Aug
47.03	Bryan BRONSON (USA)	New Orleans, LA	21 Jun 98	48.35	Alison DOS SANTOS (BRA)	Doha	28 Sep
47.10	Samuel MATETE (ZAM)	Zürich (Letzigrund)	7 Aug 91	48.39	Abdelmalik LAHOULOU (ALG)	Doha	28 Sep
47.19	Andre PHILLIPS (USA)	Seoul (Olympic Stadium)	25 Sep 88	48.39	Yasmani COPELLO (TUR)	Doha	28 Sep
47.23	Amadou DIA BA (SEN)	Seoul (Olympic Stadium)	25 Sep 88	48.48	Quincy HALL (USA)	Austin, TX (USA)	7 Jun
47.24	Kerron CLEMENT (USA)	Carson, CA	26 Jun 05	48.58	TJ HOLMES (USA)	Des Moines, IA (USA)	27 Jul

# RESULTS



## 400 Metres Hurdles Men - Semi-Final

First 2 in each heat (Q) and the next 2 fastest (q) advance to the Final

**ATHLETE MCMASTER REINSTATED BY JURY OF APPEAL**

RECORDS	RESULT NAME	COUNTRY	AGE	VENUE	DATE
World Record <b>WR</b>	<b>46.78</b> Kevin YOUNG	USA	26	Barcelona (Estadio Olímpico)	6 Aug 1992
Championships Record <b>CR</b>	<b>47.18</b> Kevin YOUNG	USA	27	Stuttgart (Gottlieb-Daimler Stadion)	19 Aug 1993
World Leading <b>WL</b>	<b>46.92</b> Karsten WARHOLM	NOR	23	Zürich (SUI)	29 Aug 2019
Area Record <b>AR</b>	National Record <b>NR</b>	Personal Best <b>PB</b>	Season Best <b>SB</b>		

### Heat 1

3

28 September 2019 18:05 START TIME

25° C TEMPERATURE 67% HUMIDITY

PLACE	NAME	COUNTRY	DATE OF BIRTH	LANE	RESULT	REACTION	Fn
1	<b>Alison DOS SANTOS</b>	BRA	3 Jun 00	6	<b>48.35</b>	Q <b>PB</b> 0.211	
2	<b>Yasmani COPELLO</b>	TUR	15 Apr 87	3	<b>48.39</b> (.386)	Q <b>SB</b> 0.232	
3	<b>Kyron MCMASTER</b>	IVB	3 Jan 97	5	<b>48.40</b>	q 0.229	
4	<b>Rasmus MÁGI</b>	EST	4 May 92	7	<b>48.93</b>	<b>SB</b> 0.140	
5	<b>Mohamed TOUATI</b>	TUN	9 Sep 98	4	<b>49.14</b>	<b>PB</b> 0.179	
6	<b>Amere LATTIN</b>	USA	12 Jul 97	2	<b>49.20</b>	0.152	
7	<b>Kemar MOWATT</b>	JAM	12 Mar 95	8	<b>49.32</b>	0.163	
8	<b>Chieh CHEN</b>	TPE	8 May 92	9	<b>50.00</b> (.991)	0.181	

### Heat 2

3

28 September 2019 18:15 START TIME

25° C TEMPERATURE 74% HUMIDITY

PLACE	NAME	COUNTRY	DATE OF BIRTH	LANE	RESULT	REACTION	Fn
1	<b>Karsten WARHOLM</b>	NOR	28 Feb 96	4	<b>48.28</b>	Q 0.154	
2	<b>Abdelmalik LAHOULOU</b>	ALG	7 May 92	6	<b>48.39</b> (.388)	Q <b>NR</b> 0.159	
3	<b>TJ HOLMES</b>	USA	2 Jul 95	7	<b>48.67</b>	q 0.258	
4	<b>Ludvy VAILLANT</b>	FRA	15 Mar 95	5	<b>49.10</b>	0.209	
5	<b>Chris MCALISTER</b>	GBR	3 Dec 95	9	<b>49.18</b>	<b>PB</b> 0.165	
6	<b>Luke CAMPBELL</b>	GER	22 Nov 94	3	<b>50.00</b> (.995)	0.146	
7	<b>Patryk DOBEK</b>	POL	13 Feb 94	8	<b>50.18</b>	0.174	
8	<b>Masaki TOYODA</b>	JPN	17 Jan 98	2	<b>50.30</b>	0.207	

### Heat 3

3

28 September 2019 18:26 START TIME

25° C TEMPERATURE 74% HUMIDITY

PLACE	NAME	COUNTRY	DATE OF BIRTH	LANE	RESULT	REACTION	Fn
1	<b>Rai BENJAMIN</b>	USA	27 Jul 97	6	<b>48.52</b>	Q 0.215	
2	<b>Abderrahman SAMBA</b>	QAT	5 Sep 95	5	<b>48.72</b>	Q 0.220	
3	<b>Takatoshi ABE</b>	JPN	12 Nov 91	4	<b>48.97</b>	0.161	
4	<b>Thomas BARR</b>	IRL	24 Jul 92	7	<b>49.02</b>	<b>SB</b> 0.131	
5	<b>Jabir MADARI PILLYALIL</b>	IND	8 Jun 96	9	<b>49.71</b>	0.199	
6	<b>Fernando VEGA</b>	MEX	19 Feb 98	2	<b>49.96</b>	0.220	
7	<b>Vít MÜLLER</b>	CZE	31 Aug 96	3	<b>49.97</b>	0.178	
8	<b>Rilwan ALOWONLE</b>	NGR	12 Dec 93	8	<b>52.01</b>	0.192	

#### ALL-TIME TOP LIST

RESULT	NAME	VENUE	DATE
46.78	Kevin YOUNG (USA)	Barcelona (Estadio Olímpico)	6 Aug 92
46.92	Karsten WARHOLM (NOR)	Zürich (SUI)	29 Aug 19
46.98	Abderrahman SAMBA (QAT)	Paris (FRA)	30 Jun 18
46.98	Rai BENJAMIN (USA)	Zürich (SUI)	29 Aug 19
47.02	Edwin MOSES (USA)	Koblenz	31 Aug 83
47.03	Bryan BRONSON (USA)	New Orleans, LA	21 Jun 98
47.10	Samuel MATETE (ZAM)	Zürich (Letzigrund)	7 Aug 91
47.19	Andre PHILLIPS (USA)	Seoul (Olympic Stadium)	25 Sep 88
47.23	Amadou DIA BA (SEN)	Seoul (Olympic Stadium)	25 Sep 88
47.24	Kerron CLEMENT (USA)	Carson, CA	26 Jun 05

#### SEASON TOP LIST

RESULT	NAME	VENUE	2019
46.92	Karsten WARHOLM (NOR)	Zürich (SUI)	29 Aug
46.98	Rai BENJAMIN (USA)	Zürich (SUI)	29 Aug
47.27	Abderrahman SAMBA (QAT)	Shanghai (CHN)	18 May
48.30	Ludvy VAILLANT (FRA)	Stade Charléty, Paris (FRA)	24 Aug
48.33	Kyron MCMASTER (IVB)	Stade Charléty, Paris (FRA)	24 Aug
48.35	Alison DOS SANTOS (BRA)	Doha	28 Sep
48.39	Abdelmalik LAHOULOU (ALG)	Doha	28 Sep
48.39	Yasmani COPELLO (TUR)	Doha	28 Sep
48.48	Quincy HALL (USA)	Austin, TX (USA)	7 Jun
48.58	TJ HOLMES (USA)	Des Moines, IA (USA)	27 Jul

## SUMMARY



### 400 Metres Hurdles Men - Round 1

First 4 in each heat (Q) and the next 4 fastest (q) advance to the Semi-Finals

RECORDS	RESULT	NAME	COUNTRY	AGE	VENUE	DATE
World Record <b>WR</b>	<b>46.78</b>	Kevin YOUNG	USA	26	Barcelona (Estadio Olímpico)	6 Aug 1992
Championships Record <b>CR</b>	<b>47.18</b>	Kevin YOUNG	USA	27	Stuttgart (Gottlieb-Daimler Stadion)	19 Aug 1993
World Leading <b>WL</b>	<b>46.92</b>	Karsten WARHOLM	NOR	23	Zürich (SUI)	29 Aug 2019
Area Record <b>AR</b>		National Record <b>NR</b>		Personal Best <b>PB</b>		Season Best <b>SB</b>

27 September 2019

RANK	PLACE	HEAT	LANE	BIB	NAME	COUNTRY	DATE of BIRTH	RESULT	
1	1	3	8		Abderrahman SAMBA	QAT	5 Sep 95	<b>49.08</b>	Q
2	2	3	2		Takatoshi ABE	JPN	12 Nov 91	<b>49.25</b>	Q
3	1	1	4		Karsten WARHOLM	NOR	28 Feb 96	<b>49.27</b>	Q
4	1	5	6		Rasmus MÄGI	EST	4 May 92	<b>49.34</b>	Q <b>SB</b>
5	2	1	7		Thomas BARR	IRL	24 Jul 92	<b>49.41</b>	Q
6	2	5	7		Ludvy VAILLANT	FRA	15 Mar 95	<b>49.49</b>	Q
7	3	3	9		TJ HOLMES	USA	2 Jul 95	<b>49.50</b>	Q
8	3	5	8		Abdelmalik LAHOULOU	ALG	7 May 92	<b>49.54</b>	Q
9	1	2	4		Kyron MCMASTER	IVB	3 Jan 97	<b>49.60</b>	Q
10	1	4	4		Rai BENJAMIN	USA	27 Jul 97	<b>49.62</b> (.611)	Q
11	3	1	3		Jabir MADARI PILLYALIL	IND	8 Jun 96	<b>49.62</b> (.619)	Q
12	4	1	9		Kemar MOWATT	JAM	12 Mar 95	<b>49.63</b>	Q
13	2	2	8		Alison DOS SANTOS	BRA	3 Jun 00	<b>49.66</b>	Q
14	5	1	5		Amere LATTIN	USA	12 Jul 97	<b>49.72</b>	q
15	4	5	3		Chris MCALISTER	GBR	3 Dec 95	<b>49.73</b>	Q
16	5	5	9		Yasmani COPELLO	TUR	15 Apr 87	<b>49.75</b>	q
17	2	4	8		Mohamed TOUATI	TUN	9 Sep 98	<b>49.76</b>	Q
18	3	4	6		Patryk DOBEK	POL	13 Feb 94	<b>49.89</b>	Q
19	3	2	9		Chieh CHEN	TPE	8 May 92	<b>49.95</b> (.949)	Q
19	6	1	2		Fernando VEGA	MEX	19 Feb 98	<b>49.95</b> (.949)	q
21	4	3	4		Ritwan ALOWONLE	NGR	12 Dec 93	<b>50.04</b>	Q
22	4	4	5		Vít MÜLLER	CZE	31 Aug 96	<b>50.15</b>	Q
23	4	2	2		Luke CAMPBELL	GER	22 Nov 94	<b>50.20</b>	Q
24	5	4	2		Masaki TOYODA	JPN	17 Jan 98	<b>50.34</b>	q
25	7	1	8		Mahdi PIRJAHAN	IRI	23 Sep 99	<b>50.46</b>	
26	5	3	7		Nick SMIDT	NED	12 May 97	<b>50.54</b> (.538)	
27	6	5	2		Dharun AYYASAMY	IND	31 Dec 96	<b>50.55</b>	
28	6	3	3		Kariem HUSSEIN	SUI	4 Jan 89	<b>50.62</b>	
29	6	4	3		Sergio FERNÁNDEZ	ESP	1 Apr 93	<b>50.71</b>	
30	5	2	5		Creve MACHAVA	MOZ	8 Feb 96	<b>50.76</b>	
31	7	5	5		Constantin PREIS	GER	16 May 98	<b>50.93</b>	
32	7	4	7		Marcio TELES	BRA	27 Jan 94	<b>51.02</b>	
33	7	3	6		Wilfried HAPPIO	FRA	22 Sep 98	<b>51.25</b>	
34	8	1	6		Artur TEREZAN	BRA	8 May 91	<b>51.52</b>	<b>SB</b>
35	6	2	3		Lindsay HANEKOM	RSA	15 May 93	<b>51.71</b>	
36	7	2	6		Ned Justeen AZEMIA	SEY	21 Aug 97	<b>52.58</b>	
37	8	3	5		Andrea ERCOLANI VOLTA	SMR	20 Apr 95	<b>52.60</b>	<b>NR</b>
38	8	5	4		Malique SMITH	ISV	9 Nov 97	<b>59.45</b>	
		2	7		Bienvenu SAWADOGO	BUR	31 Dec 95	<b>DQ</b>	163.3(a)

**SUMMARY**  
**400 Metres Hurdles Men - Round 1**

27 September 2019

RANK	PLACE	HEAT	LANE	BIB	NAME	COUNTRY	DATE of BIRTH	RESULT
------	-------	------	------	-----	------	---------	---------------	--------

**NOTE** IAAF Rule 163.3[a] - Lane infringement

ALL-TIME TOP LIST					SEASON TOP LIST				
RESULT	NAME	VENUE	DATE		RESULT	NAME	VENUE	2019	
46.78	Kevin YOUNG (USA)	Barcelona (Estadio Olímpico)	6 Aug 92		46.92	Karsten WARHOLM (NOR)	Zürich (SUI)	29 Aug	
46.92	Karsten WARHOLM (NOR)	Zürich (SUI)	29 Aug 19		46.98	Rai BENJAMIN (USA)	Zürich (SUI)	29 Aug	
46.98	Abderrahman SAMBA (QAT)	Paris (FRA)	30 Jun 18		47.27	Abderrahman SAMBA (QAT)	Shanghai (CHN)	18 May	
46.98	Rai BENJAMIN (USA)	Zürich (SUI)	29 Aug 19		48.30	Ludvy VAILLANT (FRA)	Stade Charléty, Paris (FRA)	24 Aug	
47.02	Edwin MOSES (USA)	Koblenz	31 Aug 83		48.33	Kyron MCMMASTER (IVB)	Stade Charléty, Paris (FRA)	24 Aug	
47.03	Bryan BRONSON (USA)	New Orleans, LA	21 Jun 98		48.45	Alison DOS SANTOS (BRA)	Lima (PER)	8 Aug	
47.10	Samuel MATETE (ZAM)	Zürich (Letzigrund)	7 Aug 91		48.47	Yasmani COPELLO (TUR)	Stade Charléty, Paris (FRA)	24 Aug	
47.19	Andre PHILLIPS (USA)	Seoul (Olympic Stadium)	25 Sep 88		48.48	Quincy HALL (USA)	Austin, TX (USA)	7 Jun	
47.23	Amadou DIA BA (SEN)	Seoul (Olympic Stadium)	25 Sep 88		48.58	TJ HOLMES (USA)	Des Moines, IA (USA)	27 Jul	
47.24	Kerron CLEMENT (USA)	Carson, CA	26 Jun 05		48.60	Marcio TELES (BRA)	National Training Centre, Bragança Pauli	1 Sep	



# RESULTS



## 400 Metres Hurdles Men - Round 1

First 4 in each heat (Q) and the next 4 fastest (q) advance to the Semi-Finals

RECORDS	RESULT NAME	COUNTRY	AGE	VENUE	DATE
World Record <b>WR</b>	<b>46.78</b> Kevin YOUNG	USA	26	Barcelona (Estadio Olímpico)	6 Aug 1992
Championships Record <b>CR</b>	<b>47.18</b> Kevin YOUNG	USA	27	Stuttgart (Gottlieb-Daimler Stadion)	19 Aug 1993
World Leading <b>WL</b>	<b>46.92</b> Karsten WARHOLM	NOR	23	Zürich (SUI)	29 Aug 2019
Area Record <b>AR</b>	National Record <b>NR</b>	Personal Best <b>PB</b>	Season Best <b>SB</b>		

### Heat 1

5

27 September 2019 20:36 START TIME

25° C TEMPERATURE 67% HUMIDITY

PLACE	NAME	COUNTRY	DATE OF BIRTH	LANE	RESULT	REACTION	F <sub>n</sub>
1	Karsten WARHOLM	NOR	28 Feb 96	4	<b>49.27</b>	<b>Q</b> 0.161	
2	Thomas BARR	IRL	24 Jul 92	7	<b>49.41</b>	<b>Q</b> 0.184	
3	Jabir MADARI PILLYALIL	IND	8 Jun 96	3	<b>49.62</b> (.619)	<b>Q</b> 0.186	
4	Kemar MOWATT	JAM	12 Mar 95	9	<b>49.63</b>	<b>Q</b> 0.182	
5	Amere LATTIN	USA	12 Jul 97	5	<b>49.72</b>	<b>q</b> 0.223	
6	Fernando VEGA	MEX	19 Feb 98	2	<b>49.95</b> (.949)	<b>q</b> 0.209	
7	Mahdi PIRJAHAN	IRI	23 Sep 99	8	<b>50.46</b>	0.184	
8	Artur TEREZAN	BRA	8 May 91	6	<b>51.52</b>	<b>SB</b> 0.217	

### Heat 2

5

27 September 2019 20:43 START TIME

25° C TEMPERATURE 67% HUMIDITY

PLACE	NAME	COUNTRY	DATE OF BIRTH	LANE	RESULT	REACTION	F <sub>n</sub>
1	Kyron MCMASTER	IVB	3 Jan 97	4	<b>49.60</b>	<b>Q</b> 0.212	
2	Alison DOS SANTOS	BRA	3 Jun 00	8	<b>49.66</b>	<b>Q</b> 0.181	
3	Chieh CHEN	TPE	8 May 92	9	<b>49.95</b> (.949)	<b>Q</b> 0.173	
4	Luke CAMPBELL	GER	22 Nov 94	2	<b>50.20</b>	<b>Q</b> 0.142	
5	Creve MACHAVA	MOZ	8 Feb 96	5	<b>50.76</b>	0.174	
6	Lindsay HANEKOM	RSA	15 May 93	3	<b>51.71</b>	0.169	
7	Ned Justeen AZEMIA	SEY	21 Aug 97	6	<b>52.58</b>	0.198	
	Bienvenu SAWADOGO	BUR	31 Dec 95	7	<b>DQ</b> 163.3[a]	0.146	

NOTE IAAF Rule 163.3[a] - Lane infringement

### Heat 3

5

27 September 2019 20:50 START TIME

25° C TEMPERATURE 67% HUMIDITY

PLACE	NAME	COUNTRY	DATE OF BIRTH	LANE	RESULT	REACTION	F <sub>n</sub>
1	Abderrahman SAMBA	QAT	5 Sep 95	8	<b>49.08</b>	<b>Q</b> 0.183	
2	Takatoshi ABE	JPN	12 Nov 91	2	<b>49.25</b>	<b>Q</b> 0.160	
3	TJ HOLMES	USA	2 Jul 95	9	<b>49.50</b>	<b>Q</b> 0.274	
4	Rilwan ALOWONLE	NGR	12 Dec 93	4	<b>50.04</b>	<b>Q</b> 0.197	
5	Nick SMIDT	NED	12 May 97	7	<b>50.54</b> (.538)	0.171	
6	Kariem HUSSEIN	SUI	4 Jan 89	3	<b>50.62</b>	0.171	
7	Wilfried HAPPIO	FRA	22 Sep 98	6	<b>51.25</b>	0.163	
8	Andrea ERCOLANI VOLTA	SMR	20 Apr 95	5	<b>52.60</b>	<b>NR</b> 0.176	

### Heat 4

5

27 September 2019 20:57 START TIME

25° C TEMPERATURE 67% HUMIDITY

PLACE	NAME	COUNTRY	DATE OF BIRTH	LANE	RESULT	REACTION	F <sub>n</sub>
1	Rai BENJAMIN	USA	27 Jul 97	4	<b>49.62</b> (.611)	<b>Q</b> 0.217	
2	Mohamed TOUATI	TUN	9 Sep 98	8	<b>49.76</b>	<b>Q</b> 0.178	
3	Patryk DOBEK	POL	13 Feb 94	6	<b>49.89</b>	<b>Q</b> 0.147	
4	Vít MÜLLER	CZE	31 Aug 96	5	<b>50.15</b>	<b>Q</b> 0.196	
5	Masaki TOYODA	JPN	17 Jan 98	2	<b>50.34</b>	<b>q</b> 0.187	
6	Sergio FERNÁNDEZ	ESP	1 Apr 93	3	<b>50.71</b>	0.142	
7	Marcio TELES	BRA	27 Jan 94	7	<b>51.02</b>	0.141	



**RESULTS**  
**400 Metres Hurdles Men - Round 1**

**Heat 5**

**5**

27 September 2019

21:04 START TIME

25° C  
TEMPERATURE

67 %  
HUMIDITY

PLACE	NAME	COUNTRY	DATE of BIRTH	LANE	RESULT	REACTION	F <sub>n</sub>
1	<b>Rasmus MÄGI</b>	EST	4 May 92	6	<b>49.34</b>	<b>Q</b> SB	0.153
2	<b>Ludvy VAILLANT</b>	FRA	15 Mar 95	7	<b>49.49</b>	<b>Q</b>	0.204
3	<b>Abdelmalik LAHOULOU</b>	ALG	7 May 92	8	<b>49.54</b>	<b>Q</b>	0.190
4	<b>Chris MCALISTER</b>	GBR	3 Dec 95	3	<b>49.73</b>	<b>Q</b>	0.168
5	<b>Yasmani COPELLO</b>	TUR	15 Apr 87	9	<b>49.75</b>	<b>q</b>	0.207
6	<b>Dharun AYYASAMY</b>	IND	31 Dec 96	2	<b>50.55</b>		0.170
7	<b>Constantin PREIS</b>	GER	16 May 98	5	<b>50.93</b>		0.198
8	<b>Malique SMITH</b>	ISV	9 Nov 97	4	<b>59.45</b>		0.167

**ALL-TIME TOP LIST**

**SEASON TOP LIST**

RESULT	NAME	VENUE	DATE
46.78	Kevin YOUNG (USA)	Barcelona (Estadio Olímpico)	6 Aug 92
46.92	Karsten WARHOLM (NOR)	Zürich (SUI)	29 Aug 19
46.98	Abderrahman SAMBA (QAT)	Paris (FRA)	30 Jun 18
46.98	Rai BENJAMIN (USA)	Zürich (SUI)	29 Aug 19
47.02	Edwin MOSES (USA)	Koblenz	31 Aug 83
47.03	Bryan BRONSON (USA)	New Orleans, LA	21 Jun 98
47.10	Samuel MATETE (ZAM)	Zürich (Letzigrund)	7 Aug 91
47.19	Andre PHILLIPS (USA)	Seoul (Olympic Stadium)	25 Sep 88
47.23	Amadou DIA BA (SEN)	Seoul (Olympic Stadium)	25 Sep 88
47.24	Kerron CLEMENT (USA)	Carson, CA	26 Jun 05

RESULT	NAME	VENUE	2019
46.92	Karsten WARHOLM (NOR)	Zürich (SUI)	29 Aug
46.98	Rai BENJAMIN (USA)	Zürich (SUI)	29 Aug
47.27	Abderrahman SAMBA (QAT)	Shanghai (CHN)	18 May
48.30	Ludvy VAILLANT (FRA)	Stade Charléty, Paris (FRA)	24 Aug
48.33	Kyron MCMASTER (IVB)	Stade Charléty, Paris (FRA)	24 Aug
48.45	Alison DOS SANTOS (BRA)	Lima (PER)	8 Aug
48.47	Yasmani COPELLO (TUR)	Stade Charléty, Paris (FRA)	24 Aug
48.48	Quincy HALL (USA)	Austin, TX (USA)	7 Jun
48.58	TJ HOLMES (USA)	Des Moines, IA (USA)	27 Jul
48.60	Marcio TELES (BRA)	National Training Centre, Bragança Pauli	1 Sep

## SUMMARY



### Pole Vault Men - Qualification

With qualifying standard of 5.75 (Q) or at least the 12 best performers (q) advance to the Final

RECORDS	RESULT	NAME	COUNTRY	AGE	VENUE	DATE
World Record <b>WR</b>	6.16	Renaud LAVILLENIE	FRA	28	Donetsk (Sport Palace Druzhba)	15 Feb 2014
Championships Record <b>CR</b>	6.05	Dmitri MARKOV	AUS	26	Edmonton (Commonwealth Stadium)	9 Aug 2001
World Leading <b>WL</b>	6.06	Sam KENDRICKS	USA	27	Des Moines, IA (USA)	27 Jul 2019
Area Record <b>AR</b>		National Record <b>NR</b>		Personal Best <b>PB</b>		Season Best <b>SB</b>

28 September 2019

RANK	PLACE	GROUP	BIB	NAME	COUNTRY	DATE of BIRTH	RESULT
1	1	B		Piotr LISEK	POL	16 Aug 92	5.75 Q
1	1	A		Sam KENDRICKS	USA	7 Sep 92	5.75 Q
3	2	B		Cole WALSH	USA	14 Jun 95	5.75 Q
4	2	A		Thiago BRAZ	BRA	16 Dec 93	5.75 Q
5	3	A		Claudio Michel STECCHI	ITA	23 Nov 91	5.75 Q
6	4	A		Bokai HUANG	CHN	26 Sep 96	5.75 Q <b>PB</b>
7	3	B		Armand DUPLANTIS	SWE	10 Nov 99	5.75 Q
8	4	B		Raphael HOLZDEPPE	GER	28 Sep 89	5.75 Q
9	5	A		Valentin LAVILLENIE	FRA	16 Jul 91	5.70 q
10	5	B		Augusto DUTRA	BRA	16 Jul 90	5.70 q
11	6	A		Ben BROEDERS	BEL	21 Jun 95	5.70 q
11	6	B		Bo Kanda LITA BAEHRE	GER	29 Apr 99	5.70 q
13	7	B		Konstantinos FILIPPIDIS	GRE	26 Nov 86	5.70
13	7	A		Paweł WOJCIECHOWSKI	POL	6 Jun 89	5.70
15	8	A		Emmanouil KARALIS	GRE	20 Oct 99	5.60
15	8	B		Ernest John OBIENA	PHI	17 Nov 95	5.60
15	8	B		Kc LIGHTFOOT	USA	11 Nov 99	5.60
15	8	B		Renaud LAVILLENIE	FRA	18 Sep 86	5.60
19	11	B		Robert SOBERA	POL	19 Jan 91	5.60
20	12	B		Seito YAMAMOTO	JPN	11 Mar 92	5.60
21	9	A		Bangchao DING	CHN	11 Oct 96	5.60
22	10	A		Zachery BRADFORD	USA	29 Nov 99	5.60
23	11	A		Torben BLECH	GER	12 Feb 95	5.45
23	13	B		Rutger KOPPELAAR	NED	1 May 93	5.45
25	12	A		Minsub JIN	KOR	2 Sep 92	5.45
26	14	B		Alioune SENE	FRA	3 Feb 96	5.45
27	13	A		Daichi SAWANO	JPN	16 Sep 80	5.45
28	14	A		Masaki EJIMA	JPN	6 Mar 99	5.45
29	15	B		Sondre GUTTORMSEN	NOR	1 Jun 99	5.30
		B		Jie YAO	CHN	21 Sep 90	NM
		B		Harry COPPELL	GBR	11 Jul 96	DNS
		A		Melker SVÄRD JACOBSSON	SWE	8 Jan 94	DNS
		A		Menno VLOON	NED	11 May 94	DNS

**SUMMARY**  
**Pole Vault Men - Qualification**

28 September 2019

RANK	PLACE	GROUP	BIB	NAME	COUNTRY	DATE of BIRTH	RESULT
------	-------	-------	-----	------	---------	---------------	--------

ALL-TIME TOP LIST				SEASON TOP LIST			
RESULT	NAME	VENUE	DATE	RESULT	NAME	VENUE	2019
6.14	Serqey BUBKA (UKR)	Sestriere	31 Jul 94	6.06	Sam KENDRICKS (USA)	Des Moines, IA (USA)	27 Jul
6.06	Sam KENDRICKS (USA)	Des Moines, IA (USA)	27 Jul 19	6.02	Piotr LISEK (POL)	Monaco (MON)	12 Jul
6.05	Maksim TARASOV (RUS)	Athina	16 Jun 99	6.00	Armand DUPLANTIS (SWE)	Fayetteville, AR (USA)	11 May
6.05	Dmitri MARKOV (AUS)	Jmonton (Commonwealth Stadium)	9 Aug 01	5.95	Christopher NILSEN (USA)	Austin, TX (USA)	5 Jun
6.05	Renaud LAVILLENIE (FRA)	Eugene (Hayward Field), OR	30 May 15	5.92	Thiaqo BRAZ (BRA)	Monaco (MON)	12 Jul
6.05	Armand DUPLANTIS (SWE)	Berlin (GER)	12 Aug 18	5.87	Pawet WOJCIECHOWSKI (POL)	Monaco (MON)	12 Jul
6.04	Brad WALKER (USA)	Eugene, OR	8 Jun 08	5.85	Renaud LAVILLENIE (FRA)	St-Etienne (FRA)	28 Jul
6.03	Okkert BRITS (RSA)	Köln	18 Aug 95	5.83	Cole WALSH (USA)	Zürich (SUI)	29 Aug
6.03	Jeff HARTWIG (USA)	Jonesboro, AR	14 Jun 00	5.82	Valentin LAVILLENIE (FRA)	Monaco (MON)	12 Jul
6.03	Thiaqo BRAZ (BRA)	Rio de Janeiro (Estádio Olímpico)	15 Aug 16	5.81	Kurtis MARSCHALL (AUS)	Perth (AUS)	2 Feb
				5.81	Ernest John OBIENA (PHI)	Chiari (ITA)	3 Sep



# RESULTS



## Pole Vault Men - Qualification

With qualifying standard of 5.75 (Q) or at least the 12 best performers (q) advance to the Final

RECORDS	RESULT NAME	COUNTRY	AGE	VENUE	DATE
World Record <b>WR</b>	<b>6.16</b> Renaud LAVILLENIE	FRA	28	Donetsk (Sport Palace Druzhba)	15 Feb 2014
Championships Record <b>CR</b>	<b>6.05</b> Dmitri MARKOV	AUS	26	Edmonton (Commonwealth Stadium)	9 Aug 2001
World Leading <b>WL</b>	<b>6.06</b> Sam KENDRICKS	USA	27	Des Moines, IA (USA)	27 Jul 2019
Area Record <b>AR</b>	National Record <b>NR</b>	Personal Best <b>PB</b>	Season Best <b>SB</b>		

**Group A** 28 September 2019 17:29 START TIME 25° C TEMPERATURE 67% HUMIDITY  
19:50 END TIME 74%

PLACE	NAME	COUNTRY	DATE of BIRTH	ORDER	RESULT	5.30	5.45	5.60	5.70	5.75					
1	Sam KENDRICKS	USA	7 Sep 92	8	<b>5.75 Q</b>	0	0	0	0	0					
2	Thiago BRAZ	BRA	16 Dec 93	5	<b>5.75 Q</b>	-	0	0	0	XO					
3	Claudio Michel STECCHI	ITA	23 Nov 91	2	<b>5.75 Q</b>	-	-	0	XO	XO					
4	Bokai HUANG	CHN	26 Sep 96	7	<b>5.75 Q PB</b>	-	0	XXO	XO	XO					
5	Valentin LAVILLENIE	FRA	16 Jul 91	12	<b>5.70 q</b>	-	0	0	0	XXX					
6	Ben BROEDERS	BEL	21 Jun 95	14	<b>5.70 q</b>	-	XO	XO	0	XXX					
7	Pawet WOJCIECHOWSKI	POL	6 Jun 89	9	<b>5.70</b>	-	0	0	XXO	XXX					
8	Emmanouil KARALIS	GRE	20 Oct 99	1	<b>5.60</b>	-	0	0	XXX						
9	Bangchao DING	CHN	11 Oct 96	16	<b>5.60</b>	XO	XO	XXO	XXX						
10	Zachery BRADFORD	USA	29 Nov 99	10	<b>5.60</b>	XXO	XO	XXO	XXX						
11	Torben BLECH	GER	12 Feb 95	11	<b>5.45</b>	0	0	XX-	r						
12	Minsub JIN	KOR	2 Sep 92	15	<b>5.45</b>	-	XO	-	XXX						
13	Daichi SAWANO	JPN	16 Sep 80	3	<b>5.45</b>	-	XXO	XXX							
14	Masaki EJIMA	JPN	6 Mar 99	13	<b>5.45</b>	XO	XXO	XXX							
	Melker SVÄRD JACOBSSON	SWE	8 Jan 94	4	<b>DNS</b>										
	Menno VLOON	NED	11 May 94	6	<b>DNS</b>										

**RESULTS**  
**Pole Vault Men - Qualification**

**Group B**

28 September 2019 17:30 START TIME 25° C 67 %  
19:55 END TIME TEMPERATURE HUMIDITY  
74 %

PLACE	NAME	COUNTRY	DATE of BIRTH	ORDER	RESULT	5.30	5.45	5.60	5.70	5.75						
1	Piotr LISEK	POL	16 Aug 92	11	<b>5.75 Q</b>	-	0	0	0	0						
2	Cole WALSH	USA	14 Jun 95	2	<b>5.75 Q</b>	-	XO	XO	XXO	0						
3	Armand DUPLANTIS	SWE	10 Nov 99	10	<b>5.75 Q</b>	-	-	0	0	XXO						
4	Raphael HOLZDEPPE	GER	28 Sep 89	8	<b>5.75 Q</b>	-	0	XO	XXO	XXO						
5	Augusto DUTRA	BRA	16 Jul 90	9	<b>5.70 q</b>	-	0	XO	0	XXX						
6	Bo Kanda LITA BAEHRE	GER	29 Apr 99	17	<b>5.70 q</b>	-	0	XXO	0	XXX						
7	Konstantinos FILIPPIDIS	GRE	26 Nov 86	5	<b>5.70</b>	0	0	0	XXO	XXX						
8	Renaud LAVILLENIE	FRA	18 Sep 86	13	<b>5.60</b>	-	-	0	XXX							
8	Kc LIGHTFOOT	USA	11 Nov 99	4	<b>5.60</b>	0	0	0	XXX							
8	Ernest John OBIENA	PHI	17 Nov 95	6	<b>5.60</b>	-	0	0	XXX							
11	Robert SOBERA	POL	19 Jan 91	16	<b>5.60</b>	0	XXO	0	XXX							
12	Seito YAMAMOTO	JPN	11 Mar 92	12	<b>5.60</b>	0	XO	XO	XXX							
13	Rutger KOPPELAAR	NED	1 May 93	15	<b>5.45</b>	0	0	XXX								
14	Alioune SENE	FRA	3 Feb 96	1	<b>5.45</b>	XXO	XO	XXX								
15	Sondre GUTTORMSEN	NOR	1 Jun 99	7	<b>5.30</b>	XO	XXX									
	Jie YAO	CHN	21 Sep 90	3	<b>NM</b>	XXX										
	Harry COPPELL	GBR	11 Jul 96	14	<b>DNS</b>											

ALL-TIME TOP LIST				SEASON TOP LIST			
RESULT	NAME	VENUE	DATE	RESULT	NAME	VENUE	2019
6.14	Sergey BUBKA (UKR)	Sestriere	31 Jul 94	6.06	Sam KENDRICKS (USA)	Des Moines, IA (USA)	27 Jul
6.06	Sam KENDRICKS (USA)	Des Moines, IA (USA)	27 Jul 19	6.02	Piotr LISEK (POL)	Monaco (MON)	12 Jul
6.05	Maksim TARASOV (RUS)	Athína	16 Jun 99	6.00	Armand DUPLANTIS (SWE)	Fayetteville, AR (USA)	11 May
6.05	Dmitri MARKOV (AUS)	Jmonton (Commonwealth Stadium)	9 Aug 01	5.95	Christopher NILSEN (USA)	Austin, TX (USA)	5 Jun
6.05	Renaud LAVILLENIE (FRA)	Eugene (Hayward Field), OR	30 May 15	5.92	Thiago BRAZ (BRA)	Monaco (MON)	12 Jul
6.05	Armand DUPLANTIS (SWE)	Berlin (GER)	12 Aug 18	5.87	Pawet WOJCIECHOWSKI (POL)	Monaco (MON)	12 Jul
6.04	Brad WALKER (USA)	Eugene, OR	8 Jun 08	5.85	Renaud LAVILLENIE (FRA)	St-Etienne (FRA)	28 Jul
6.03	Okkert BRITS (RSA)	Köln	18 Aug 95	5.83	Cole WALSH (USA)	Zürich (SUI)	29 Aug
6.03	Jeff HARTWIG (USA)	Jonesboro, AR	14 Jun 00	5.82	Valentin LAVILLENIE (FRA)	Monaco (MON)	12 Jul
6.03	Thiago BRAZ (BRA)	Rio de Janeiro (Estádio Olímpico)	15 Aug 16	5.81	Kurtis MARSCHALL (AUS)	Perth (AUS)	2 Feb
				5.81	Ernest John OBIENA (PHI)	Chiari (ITA)	3 Sep

# RESULTS

## Long Jump Men - Final



RECORDS	RESULT NAME	COUNTRY	AGE	VENUE	DATE
World Record <b>WR</b>	<b>8.95</b> Mike POWELL	USA	28	Tokyo (Olympic Stadium)	30 Aug 1991
Championships Record <b>CR</b>	<b>8.95</b> Mike POWELL	USA	28	Tokyo (Olympic Stadium)	30 Aug 1991
World Leading <b>WL</b>	<b>8.69</b> Tajay GAYLE	JAM	23	Doha	28 Sep 2019
Area Record <b>AR</b>	National Record <b>NR</b>	Personal Best <b>PB</b>	Season Best <b>SB</b>		

28 September 2019 20:44 START TIME  
 22:02 END TIME  
 TEMPERATURE 74 %  
 HUMIDITY 74 %

PLACE	NAME	COUNTRY	DATE OF BIRTH	ORDER	RESULT	1	2	3	ORDER	4	5	6
1	Tajay GAYLE	JAM	2 Aug 96	3	<b>8.69</b> +0.5	8.46 -0.3	X -0.5	X +0.2	8	8.69 +0.5	-	-
2	Jeff HENDERSON	USA	19 Feb 89	8	<b>8.39</b> -0.1	8.28 -0.1	8.18 -0.1	8.39 -0.1	7	7.03 +0.4	8.13 -0.4	8.17 -0.3
3	Juan Miguel ECHEVARRÍA	CUB	11 Aug 98	5	<b>8.34</b> +0.1	8.25 0.0	8.14 -0.3	8.34 +0.1	6	8.30 +0.5	7.91 -0.3	X -0.3
4	Luvo MANYONGA	RSA	8 Jan 91	9	<b>8.28</b> -0.1	8.16 -0.2	8.05 0.0	8.18 0.0	4	8.10 0.0	8.14 -0.1	8.28 -0.1
5	Ruswahl SAMAAI	RSA	25 Sep 91	11	<b>8.23</b> -0.3	8.11 0.0	8.15 -0.1	8.23 -0.3	5	X -0.2	X -0.4	8.06 +0.3
6	Jianan WANG	CHN	27 Aug 96	1	<b>8.20</b> 0.0	X -0.1	7.89 -0.3	8.05 -0.1	3	X 0.0	X -0.3	8.20 0.0
7	Eusebio CÁCERES	ESP	10 Sep 91	10	<b>8.01</b> -0.4	8.01 -0.4	6.31 -0.3	X -0.4	2	X 0.0	7.95 -0.1	X 0.0
8	Yuki HASHIOKA	JPN	23 Jan 99	6	<b>7.97</b> -0.2	7.88 -0.1	7.89 +0.2	7.97 -0.2	1	7.82 -0.1	X +0.1	7.70 +0.2
9	Thobias MONTLER	SWE	15 Feb 96	2	<b>7.96</b> 0.0	7.88 0.0	X -0.5	7.96 0.0				
10	Miltiadis TENTOGLOU	GRE	18 Mar 98	7	<b>7.79</b> -0.2	7.77 -0.1	X -0.2	7.79 -0.2				
11	Shoutarou SHIROYAMA	JPN	6 Mar 95	4	<b>7.77</b> +0.2	7.77 +0.2	7.61 -0.3	7.61 +0.5				
	Steffin MCCARTER	USA	19 Jan 97	12	<b>NM</b>	X -0.2	X 0.0	X -0.3				

ALL-TIME TOP LIST				SEASON TOP LIST			
RESULT	NAME	VENUE	DATE	RESULT	NAME	VENUE	2019
8.95	Mike POWELL (USA)	Tokyo (Olympic Stadium)	30 Aug 91	8.69	Tajay GAYLE (JAM)	Doha	28 Sep
8.90	Bob BEAMON (USA)	Ciudad de México (Estadio Olímpico)	18 Oct 68	8.65	Juan Miquel ECHEVARRÍA (CUB)	Zürich (SUI)	29 Aug
8.87	Carl LEWIS (USA)	Tokyo (Olympic Stadium)	30 Aug 91	8.41	Zarck VISSER (RSA)	Germiston (RSA)	23 Mar
8.86	Robert EMMIYAN (URS)	Tsakhkadzor	22 May 87	8.40	Shoutarou SHIROYAMA (JPN)	Fukui (JPN)	17 Aug
8.74	Larry MYRICKS (USA)	Indianapolis (University Stadium), IN	18 Jul 88	8.39	Jeff HENDERSON (USA)	Doha	28 Sep
8.74	Erick WALDER (USA)	El Paso, TX	2 Apr 94	8.37	Luvo MANYONGA (RSA)	London (GBR)	20 Jul
8.74	Dwight PHILLIPS (USA)	Eugene, OR	7 Jun 09	8.32	Miltiadis TENTOGLOU (GRE)	Gävle (SWE)	12 Jul
8.73	Irving SALADINO (PAN)	Hengelo (Blankers-Koen Stadion)	24 May 08	8.32	Yuki HASHIOKA (JPN)	Fukui (JPN)	17 Aug
8.71	Iván PEDROSO (CUB)	Salamanca (Helmántico)	18 Jul 95	8.25	Yaoquanq ZHANG (CHN)	La Chau-de-Fonds (SUI)	30 Jun
8.69	Tajay GAYLE (JAM)	Doha	28 Sep 19	8.25	Andwuelle WRIGHT (TTO)	Queretaro (MEX)	5 Jul
				8.25	Steffin MCCARTER (USA)	Chula Vista, CA (USA)	13 Jul

# SUMMARY



## Long Jump Men - Qualification

With qualifying standard of 8.15 (Q) or at least the 12 best performers (q) advance to the Final

### QUALIFIED ATHLETES UPDATED

RECORDS	RESULT	NAME	COUNTRY	AGE	VENUE	DATE
World Record <b>WR</b>	8.95	Mike POWELL	USA	28	Tokyo (Olympic Stadium)	30 Aug 1991
Championships Record <b>CR</b>	8.95	Mike POWELL	USA	28	Tokyo (Olympic Stadium)	30 Aug 1991
World Leading <b>WL</b>	8.65	Juan Miguel ECHEVARRÍA	CUB	21	Zürich (SUI)	29 Aug 2019
Area Record <b>AR</b>		National Record <b>NR</b>		Personal Best <b>PB</b>		Season Best <b>SB</b>

27 September 2019

RANK	PLACE	GROUP	BIB	NAME	COUNTRY	DATE of BIRTH	RESULT	WIND
1	1	A		Juan Miguel ECHEVARRÍA	CUB	11 Aug 98	<b>8.40</b>	Q -0.6
2	1	B		Jeff HENDERSON	USA	19 Feb 89	<b>8.12</b>	q -0.7
3	2	A		Yuki HASHIOKA	JPN	23 Jan 99	<b>8.07</b>	q -0.7
4	3	A		Steffin MCCARTER	USA	19 Jan 97	<b>8.04</b>	q -0.8
5	2	B		Ruswahl SAMAAI	RSA	25 Sep 91	<b>8.01</b>	q -0.2
6	3	B		Eusebio CÁCERES	ESP	10 Sep 91	<b>8.01</b>	q -1.3
7	4	A		Miltiadis TENTOGLOU	GRE	18 Mar 98	<b>8.00</b>	q -1.2
8	4	B		Shoutarou SHIROYAMA	JPN	6 Mar 95	<b>7.94</b>	q -0.6
9	5	B		Thobias MONTLER	SWE	15 Feb 96	<b>7.92</b>	q -0.3
10	5	A		Luvo MANYONGA	RSA	8 Jan 91	<b>7.91</b>	q -0.1
11	6	B		Jianan WANG	CHN	27 Aug 96	<b>7.89</b>	q -0.6
12	7	B		Tajay GAYLE	JAM	2 Aug 96	<b>7.89</b>	q -0.7
13	6	A		Henry FRAYNE	AUS	14 Apr 90	<b>7.86</b>	-0.6
14	8	B		Yaoguang ZHANG	CHN	21 Jun 93	<b>7.82</b>	-0.6
15	9	B		Darcy ROPER	AUS	31 Mar 98	<b>7.82</b>	-0.2
16	7	A		Changzhou HUANG	CHN	20 Aug 94	<b>7.81</b>	-0.5
17	8	A		Andwuelle WRIGHT	TTO	8 Aug 97	<b>7.76</b>	-1.1
18	10	B		Hibiki TSUHA	JPN	21 Jan 98	<b>7.72</b>	-0.1
19	9	A		Héctor SANTOS	ESP	6 Jan 98	<b>7.69</b>	-0.6
20	11	B		Emiliano LASA	URU	25 Jan 90	<b>7.66</b>	+0.2
21	10	A		Trumaine JEFFERSON	USA	21 Apr 95	<b>7.63</b>	-1.0
22	12	B		. SREESHANKAR	IND	27 Mar 99	<b>7.62</b>	-0.7
23	11	A		Emanuel ARCHIBALD	GUY	9 Sep 94	<b>7.56</b>	-0.7
24	12	A		Henry SMITH	AUS	9 Apr 96	<b>7.50</b>	-1.1
25	13	B		Tyrone SMITH	BER	7 Aug 84	<b>7.49</b>	-1.0
26	14	B		Yahya BERRABAH	MAR	13 Oct 81	<b>7.37</b>	-0.4
		A		Chia-Hsing LIN	TPE	13 Jul 99	<b>NM</b>	

### ALL-TIME TOP LIST

RESULT	NAME	VENUE	DATE
8.95	Mike POWELL (USA)	Tokyo (Olympic Stadium)	30 Aug 91
8.90	Bob BEAMON (USA)	Ciudad de México (Estadio Olímpico)	18 Oct 68
8.87	Carl LEWIS (USA)	Tokyo (Olympic Stadium)	30 Aug 91
8.86	Robert EMMIYAN (URS)	Tsakhkadzor	22 May 87
8.74	Larry MYRICKS (USA)	Indianapolis (University Stadium), IN	18 Jul 88
8.74	Erick WALDER (USA)	El Paso, TX	2 Apr 94
8.74	Dwight PHILLIPS (USA)	Eugene, OR	7 Jun 09
8.73	Irving SALADINO (PAN)	Hengelo (Blankers-Koen Stadion)	24 May 08
8.71	Iván PEDROSO (CUB)	Salamanca (Helmántico)	18 Jul 95
8.68	Juan Miguel ECHEVARRÍA (CUB)	3ad Langensalza (GER)	30 Jun 18

### SEASON TOP LIST

RESULT	NAME	VENUE	2019
8.65	Juan Miguel ECHEVARRÍA (CUB)	Zürich (SUI)	29 Aug
8.41	Zarck VISSER (RSA)	Germiston (RSA)	23 Mar
8.40	Shoutarou SHIROYAMA (JPN)	Fukui (JPN)	17 Aug
8.38	Jeff HENDERSON (USA)	Provo, UT (USA)	27 Apr
8.37	Luvo MANYONGA (RSA)	London (GBR)	20 Jul
8.32	Miltiadis TENTOGLOU (GRE)	Gävle (SWE)	12 Jul
8.32	Tajay GAYLE (JAM)	London (GBR)	20 Jul
8.32	Yuki HASHIOKA (JPN)	Fukui (JPN)	17 Aug
8.25	Yaoguang ZHANG (CHN)	La Chaux-de-Fonds (SUI)	30 Jun
8.25	Andwuelle WRIGHT (TTO)	Queretaro (MEX)	5 Jul
8.25	Steffin MCCARTER (USA)	Chula Vista, CA (USA)	13 Jul



# RESULTS



## Long Jump Men - Qualification

With qualifying standard of 8.15 (Q) or at least the 12 best performers (q) advance to the Final

### QUALIFIED ATHLETES UPDATED

RECORDS	RESULT	NAME	COUNTRY	AGE	VENUE	DATE
World Record <b>WR</b>	8.95	Mike POWELL	USA	28	Tokyo (Olympic Stadium)	30 Aug 1991
Championships Record <b>CR</b>	8.95	Mike POWELL	USA	28	Tokyo (Olympic Stadium)	30 Aug 1991
World Leading <b>WL</b>	8.65	Juan Miguel ECHEVARRÍA	CUB	21	Zürich (SUI)	29 Aug 2019
Area Record <b>AR</b>		National Record <b>NR</b>		Personal Best <b>PB</b>		Season Best <b>SB</b>

### Group A

27 September 2019 16:30 START TIME 25° C 67%  
TEMPERATURE HUMIDITY  
17:22 END TIME 25° C 67%

PLACE	NAME	COUNTRY	DATE of BIRTH	ORDER	RESULT	1	2	3
1	Juan Miguel ECHEVARRÍA	CUB	11 Aug 98	12	<b>8.40</b> Q -0.6	8.40 -0.6		
2	Yuki HASHIOKA	JPN	23 Jan 99	5	<b>8.07</b> q -0.7	7.64 -1.1	8.07 -0.7	-
3	Steffin MCCARTER	USA	19 Jan 97	10	<b>8.04</b> q -0.8	7.84 -1.1	8.04 -0.8	-
4	Miltiadis TENTOGLU	GRE	18 Mar 98	3	<b>8.00</b> q -1.2	7.62 -1.2	7.67 -1.1	8.00 -1.2
5	Luvo MANYONGA	RSA	8 Jan 91	7	<b>7.91</b> q -0.1	7.87 -1.0	7.91 -0.1	7.90 +0.2
6	Henry FRAYNE	AUS	14 Apr 90	8	<b>7.86</b> -0.6	X -0.4	7.76 -1.0	7.86 -0.6
7	Changzhou HUANG	CHN	20 Aug 94	4	<b>7.81</b> -0.5	7.81 -0.5	7.72 -1.2	7.68 -0.9
8	Andwuelle WRIGHT	TTO	8 Aug 97	11	<b>7.76</b> -1.1	X -1.2	7.76 -1.3	7.76 -1.1
9	Héctor SANTOS	ESP	6 Jan 98	9	<b>7.69</b> -0.6	7.69 -1.4	7.69 -0.6	7.54 -1.2
10	Trumaine JEFFERSON	USA	21 Apr 95	2	<b>7.63</b> -1.0	X -1.1	7.54 -1.0	7.63 -1.0
11	Emanuel ARCHIBALD	GUY	9 Sep 94	13	<b>7.56</b> -0.7	7.35 -0.1	7.40 -1.2	7.56 -0.7
12	Henry SMITH	AUS	9 Apr 96	1	<b>7.50</b> -1.1	7.37 -0.2	7.48 -0.9	7.50 -1.1
	Chia-Hsing LIN	TPE	13 Jul 99	6	<b>NM</b>	X -1.0	X -0.4	X -0.8



**RESULTS**  
**Long Jump Men - Qualification**

**QUALIFIED ATHLETES UPDATED**

<b>Group B</b>		27 September 2019		16:30	START TIME	25° C	67 %			
				17:24	END TIME	25° C	67 %			
PLACE	NAME	COUNTRY	DATE OF BIRTH	ORDER	RESULT	1	2	3		
1	Jeff HENDERSON	USA	19 Feb 89	4	<b>8.12</b> q -0.7	7.78 -0.7	7.78 -0.4	8.12 -0.7		
2	Ruswahl SAMAAI	RSA	25 Sep 91	13	<b>8.01</b> q -0.2	6.49 -0.4	7.93 -0.7	8.01 -0.2		
3	Eusebio CÁCERES	ESP	10 Sep 91	14	<b>8.01</b> q -1.3	7.79 -0.4	8.01 -1.3	-		
4	Shoutarou SHIROYAMA	JPN	6 Mar 95	9	<b>7.94</b> q -0.6	7.94 -0.6	7.64 +0.2	X -0.9		
5	Thobias MONTLER	SWE	15 Feb 96	8	<b>7.92</b> q -0.3	7.92 -0.3	7.84 +0.5	X -0.6		
6	Jianan WANG	CHN	27 Aug 96	5	<b>7.89</b> q -0.6	7.73 -0.6	7.89 -0.6	7.81 -0.5		
7	Tajay GAYLE	JAM	2 Aug 96	1	<b>7.89</b> q -0.7	7.81 -0.7	X -1.0	7.89 -0.7		
8	Yaoguang ZHANG	CHN	21 Jun 93	12	<b>7.82</b> -0.6	7.82 -0.6	7.77 -0.2	7.64 -0.4		
9	Darcy ROPER	AUS	31 Mar 98	7	<b>7.82</b> -0.2	7.76 +0.2	7.82 -0.2	7.73 +0.9		
10	Hibiki TSUHA	JPN	21 Jan 98	2	<b>7.72</b> -0.1	7.56 -0.5	7.56 -0.2	7.72 -0.1		
11	Emiliano LASA	URU	25 Jan 90	3	<b>7.66</b> +0.2	7.64 -0.1	7.61 -0.4	7.66 +0.2		
12	. SREESHANKAR	IND	27 Mar 99	6	<b>7.62</b> -0.7	7.52 -0.4	7.62 -0.7	X -0.1		
13	Tyrone SMITH	BER	7 Aug 84	10	<b>7.49</b> -1.0	7.45 -0.7	7.40 -0.4	7.49 -1.0		
14	Yahya BERRABAH	MAR	13 Oct 81	11	<b>7.37</b> -0.4	X -0.7	7.37 -0.4	7.29 -0.6		

ALL-TIME TOP LIST				SEASON TOP LIST			
RESULT	NAME	VENUE	DATE	RESULT	NAME	VENUE	2019
8.95	Mike POWELL (USA)	Tokyo (Olympic Stadium)	30 Aug 91	8.65	Juan Miguel ECHEVARRÍA (CUB)	Zürich (SUI)	29 Aug
8.90	Bob BEAMON (USA)	Ciudad de México (Estadio Olímpico)	18 Oct 68	8.41	Zarck VISSER (RSA)	Germiston (RSA)	23 Mar
8.87	Carl LEWIS (USA)	Tokyo (Olympic Stadium)	30 Aug 91	8.40	Shoutarou SHIROYAMA (JPN)	Fukui (JPN)	17 Aug
8.86	Robert EMMIYAN (URS)	Tsakhkadzor	22 May 87	8.38	Jeff HENDERSON (USA)	Provo, UT (USA)	27 Apr
8.74	Larry MYRICKS (USA)	Indianapolis (University Stadium), IN	18 Jul 88	8.37	Luvo MANYONGA (RSA)	London (GBR)	20 Jul
8.74	Erick WALDER (USA)	El Paso, TX	2 Apr 94	8.32	Miltiadis TENTOGLOU (GRE)	Gävle (SWE)	12 Jul
8.74	Dwight PHILLIPS (USA)	Eugene, OR	7 Jun 09	8.32	Tajay GAYLE (JAM)	London (GBR)	20 Jul
8.73	Irving SALADINO (PAN)	Hengelo (Blankers-Koen Stadion)	24 May 08	8.32	Yuki HASHIOKA (JPN)	Fukui (JPN)	17 Aug
8.71	Iván PEDROSO (CUB)	Salamanca (Helmántico)	18 Jul 95	8.25	Yaoguang ZHANG (CHN)	La Chaux-de-Fonds (SUI)	30 Jun
8.68	Juan Miguel ECHEVARRÍA (CUB)	Bad Langensalza (GER)	30 Jun 18	8.25	Andwuelle WRIGHT (TTO)	Queretaro (MEX)	5 Jul
				8.25	Steffin MCCARTER (USA)	Chula Vista, CA (USA)	13 Jul

# RESULTS

## Triple Jump Men - Final



RECORDS	RESULT NAME	COUNTRY	AGE	VENUE	DATE
World Record <b>WR</b>	<b>18.29</b> Jonathan EDWARDS	GBR	29	Göteborg (Ullevi Stadium)	7 Aug 1995
Championships Record <b>CR</b>	<b>18.29</b> Jonathan EDWARDS	GBR	29	Göteborg (Ullevi Stadium)	7 Aug 1995
World Leading <b>WL</b>	<b>18.14</b> Will CLAYE	USA	28	Long Beach, CA (USA)	29 Jun 2019

Area Record **AR** National Record **NR** Personal Best **PB** Season Best **SB**

29 September 2019 21:46 START TIME 24° C 71 %  
TEMPERATURE HUMIDITY  
23:07 END TIME 31° C 71 %

PLACE	NAME	COUNTRY	DATE of BIRTH	ORDER	RESULT	1	2	3	ORDER	4	5	6
1	Christian TAYLOR	USA	18 Jun 90	10	<b>17.92</b> +0.9	X +0.2	X +0.5	17.42 +0.2	5	17.86 +0.4	17.92 +0.9	17.54 +0.4
2	Will CLAYE	USA	13 Jun 91	2	<b>17.74</b> +0.3	17.61 +0.3	17.72 +0.1	17.53 +0.6	8	17.74 +0.9	17.74 +0.3	17.66 +0.6
3	Hugues Fabrice ZANGO	BUR	25 Jun 93	7	<b>17.66</b> +0.5	17.18 +0.1	17.46 0.0	17.29 +0.6	6	X +0.1	17.56 +0.4	17.66 +0.5
4	Pedro Pablo PICHARDO	POR	30 Jun 93	5	<b>17.62</b> +0.1	17.49 +0.2	17.28 +0.9	17.49 -0.2	7	17.62 +0.1	17.60 +0.6	17.00 +0.6
5	Cristian NÁPOLES	CUB	27 Nov 98	4	<b>17.38</b> +0.8	17.36 +0.3	17.38 +0.8	X +0.8	4	X +1.3	-	-
6	Donald SCOTT	USA	23 Feb 92	12	<b>17.17</b> +0.3	X +0.3	16.57 +0.8	17.05 0.0	2	X +0.9	15.08 +0.4	17.17 +0.3
7	Alexis COPELLO	AZE	12 Aug 85	6	<b>17.10</b> +0.6	X +0.7	X +0.7	17.10 +0.6	3	X +0.6	X +1.0	-
8	Jordan Alejandro DÍAZ FORTU	CUB	23 Feb 01	11	<b>17.06</b> +0.8	15.88 +0.2	16.86 +0.2	17.01 +1.2	1	16.86 +0.4	17.06 +0.8	16.69 +0.6
9	Ruiting WU	CHN	29 Nov 95	9	<b>16.97</b> +0.3	16.97 +0.3	16.86 +1.1	16.88 +0.6				
10	Yaoqing FANG	CHN	20 Apr 96	3	<b>16.65</b> +0.4	15.94 +0.8	16.42 +0.4	16.65 +0.4				
11	Necatí ER	TUR	24 Feb 97	1	<b>16.34</b> +0.1	16.34 +0.1	X +0.6	15.62 +0.2				
12	Almir DOS SANTOS	BRA	4 Sep 93	8	<b>15.01</b> +0.7	X +0.4	X 0.0	15.01 +0.7				

NAME	COUNTRY	ATTEMPT	MARK	HOP	STEP	JUMP	OFFSET (cm)	SPEED (Km/h)
Christian TAYLOR	USA	1	X				-3.3	35.852
		2	X				-7.8	40.55
		3	17.42	5.93	5.22	6.27	31	35.899
		4	17.86	6	5.45	6.41	15.4	39.899
		5	17.92	6.31	5.18	6.43	6.1	38.685
		6	17.54	6.01	5.32	6.21	10	39.179
Will CLAYE	USA	1	17.61	5.99	5.48	6.14	4.4	38.44
		2	17.72	6.13	5.39	6.2	0.9	39.752
		3	17.53	6.23	5.02	6.28	8.7	39.566
		4	17.74	6.34	5.13	6.27	6.2	
		5	17.74	6.34	5.06	6.34	4.1	40.184
		6	17.66	6.1	5.29	6.27	14	
Hugues Fabrice ZANGO	BUR	1	17.18	5.87	5.37	5.94	16.7	37.834
		2	17.46	6.46	5.64	5.36	6.7	40.235
		3	17.29	6.04	5.99	5.26	10.6	40.323
		4	X				-0.8	37.698
		5	17.56	6.31	5.32	5.93	3.2	38.438
		6	17.66	6.15	5.32	6.19	16.9	40.636

**RESULTS**  
**Triple Jump Men - Final**

Pedro Pablo PICHARDO	POR	1	17.49	6.49	4.85	6.15	13.4	42.151
		2	17.28	6.27	5.2	5.81	10.1	37.047
		3	17.49	6.26	5.07	6.16	17.1	37.296
		4	17.62	6.36	5.13	6.13	6.5	39.543
		5	17.60	6.44	5.36	5.8	11	38.052
		6	17.00	6.05	5.17	5.78	22.1	39.57
Cristian NÁPOLES	CUB	1	17.36	6.14	5.24	5.98	7.6	38.187
		2	17.38	6.42	5.38	5.58	1.3	39.615
		3	X	6.19	3.82		-4.1	
		4	X				-12.4	
Donald SCOTT	USA	1	X				-0.5	37.229
		2	16.57	5.61	5.35	5.61	40.8	37.208
		3	17.05	5.54	5.49	6.02	30.2	36.133
		4	X				-0.3	38.557
		5	15.08	5.78	4.8	4.5	13.7	
		6	17.17	6.12	5.1	5.95	3	40.745
Alexis COPELLO	AZE	1	X				-1.4	39.464
		2	X				-7.1	37.763
		3	17.10	6.01	5.4	5.69	15.7	41.184
		4	X				-38.2	
		5	X				-6	34.553
Jordan Alejandro DÍAZ FORTUN	CUB	1	15.88	5.69	5.14	5.05	24.6	38.264
		2	16.86	5.91	5.08	5.87	15.8	35.828
		3	17.01	5.7	5.25	6.06	14.7	35.956
		4	16.86	6.04	5.28	5.54	17	37.98
		5	17.06	6.07	5.11	5.88	2.2	
		6	16.69	5.99	4.98	5.72	8.3	
Ruiting WU	CHN	1	16.97	6.39	4.66	5.92	8.1	40.302
		2	16.86	6.11	4.61	6.14	23.7	39.823
		3	16.88	6.34	4.06	6.48	13.6	38.029
Yaoqing FANG	CHN	1	15.94	6	5.24	4.7	1.3	36.297
		2	16.42	5.95	5.04	5.43	18	37.404
		3	16.65	5.82	5.58	5.25	18.4	35.934
Necatí ER	TUR	1	16.34	5.55	4.71	6.08	30.7	38.934
		2	X				-5	37.243
		3	15.62	6.04	3.93	5.65	13	33.648
Almir DOS SANTOS	BRA	1	X				-22.1	38.468
		2	X				-14.5	
		3	15.01	5.54	5.07	4.4	39.8	39.228

ALL-TIME TOP LIST				SEASON TOP LIST			
RESULT	NAME	VENUE	DATE	RESULT	NAME	VENUE	2019
18.29	Jonathan EDWARDS (GBR)	Göteborg (Ullevi Stadium)	7 Aug 95	18.14	Will CLAYE (USA)	Long Beach, CA (USA)	29 Jun
18.21	Christian TAYLOR (USA)	Beijing (National Stadium)	27 Aug 15	17.92	Christian TAYLOR (USA)	Doha	29 Sep
18.14	Will CLAYE (USA)	Long Beach, CA (USA)	29 Jun 19	17.68	Omar CRADDOCK (USA)	Long Beach, CA (USA)	20 Apr
18.09	Kenny HARRISON (USA)	Atlanta (Olympic Stadium), GA	27 Jul 96	17.66	Hugues Fabrice ZANGO (BUR)	Doha	29 Sep
18.08	Pedro Pablo PICHARDO (CUB)	Estadio Panamericano	28 May 15	17.62	Pedro Pablo PICHARDO (POR)	Doha	29 Sep
18.04	Teddy TAMGHO (FRA)	Moskva (Luzhniki)	18 Aug 13	17.49	Jordan Alejandro DÍAZ FORTUN (CUB)	Camagüey (CUB)	3 Jul
17.97	Willie BANKS (USA)	Indianapolis, IN	16 Jun 85	17.47	Ruiting WU (CHN)	Shenyang (CHN)	3 Aug
17.92	Khristo MARKOV (BUL)	Roma (Stadio Olimpico)	31 Aug 87	17.43	Donald SCOTT (USA)	Roma (ITA)	6 Jun
17.92	James BECKFORD (JAM)	Odessa, TX	20 May 95	17.40	Yaming ZHU (CHN)	La Chaux-de-Fonds (SUI)	30 Jun
17.90	Vladimir INOZEMTSEV (URS)	Bratislava	20 Jun 90	17.38	Cristian NÁPOLES (CUB)	Doha	29 Sep
17.90	Jadel GREGÓRIO (BRA)	Belém (Mangueirão)	20 May 07				

## SUMMARY



### Triple Jump Men - Qualification

With qualifying standard of 17.10 (Q) or at least the 12 best performers (q) advance to the Final

RECORDS	RESULT	NAME	COUNTRY	AGE	VENUE	DATE
World Record <b>WR</b>	18.29	Jonathan EDWARDS	GBR	29	Göteborg (Ullevi Stadium)	7 Aug 1995
Championships Record <b>CR</b>	18.29	Jonathan EDWARDS	GBR	29	Göteborg (Ullevi Stadium)	7 Aug 1995
World Leading <b>WL</b>	18.14	Will CLAYE	USA	28	Long Beach, CA (USA)	29 Jun 2019
Area Record <b>AR</b>		National Record <b>NR</b>		Personal Best <b>PB</b>		Season Best <b>SB</b>

27 September 2019

RANK	PLACE	GROUP	BIB	NAME	COUNTRY	DATE of BIRTH	RESULT	WIND
1	1	A		Pedro Pablo PICHARDO	POR	30 Jun 93	17.38	Q -0.2
2	2	A		Hugues Fabrice ZANGO	BUR	25 Jun 93	17.17	Q -0.3
3	1	B		Christian TAYLOR	USA	18 Jun 90	16.99	q +0.3
4	3	A		Donald SCOTT	USA	23 Feb 92	16.99	q -0.4
5	4	A		Will CLAYE	USA	13 Jun 91	16.97	q -0.1
6	2	B		Alexis COPELLO	AZE	12 Aug 85	16.95	q +0.1
7	3	B		Jordan Alejandro DÍAZ FORTUN	CUB	23 Feb 01	16.93	q 0.0
8	5	A		Almir DOS SANTOS	BRA	4 Sep 93	16.92	q -0.5
9	4	B		Yaoqing FANG	CHN	20 Apr 96	16.92	q +0.2
10	5	B		Ruiting WU	CHN	29 Nov 95	16.90	q -0.3
11	6	A		Cristian NÁPOLES	CUB	27 Nov 98	16.88	q 0.0
12	6	B		Necati ER	TUR	24 Feb 97	16.87	q +0.2
13	7	B		Omar CRADDOCK	USA	26 Apr 91	16.87	+0.1
14	8	B		Dmitriy SOROKIN	ANA	27 Sep 92	16.86	+0.1
15	9	B		Nelson ÉVORA	POR	20 Apr 84	16.80	+0.3
16	7	A		Yaming ZHU	CHN	4 May 94	16.79	-0.1
17	10	B		Benjamin WILLIAMS	GBR	25 Jan 92	16.77	+0.3
18	8	A		Alexey FYODOROV	ANA	25 May 91	16.71	-0.3
19	9	A		Nazim BABAYEV	AZE	8 Oct 97	16.65	-0.2
20	10	A		Yasser Mohamed TRIKI	ALG	24 Mar 97	16.62	0.0
21	11	B		Georgi TSONOV	BUL	2 May 93	16.61	+0.1
22	11	A		Benjamin COMPAORÉ	FRA	5 Aug 87	16.59	-0.2
23	12	A		Simo LIPSANEN	FIN	13 Sep 95	16.47	-0.4
24	13	A		Andy DÍAZ	CUB	25 Dec 95	16.41	-0.4
25	14	A		Chengetayi MAPAYA	ZIM	19 Dec 98	16.36	-0.4
26	12	B		Jean-Marc PONTVIANNE	FRA	6 Aug 94	16.31	+0.1
27	13	B		Alexsandro MELO	BRA	26 Sep 95	16.26	+0.3
28	15	A		Latario COLLIE-MINNS	BAH	10 Mar 94	16.26	-0.3
29	14	B		Levon AGHASYAN	ARM	19 Jan 95	16.24	0.0
30	15	B		Lathone COLLIE-MINNS	BAH	10 Mar 94	15.89	+0.4
31	16	A		Ruslan KURBANOV	UZB	10 Feb 93	15.86	-0.3
32	17	A		Andrea DALLAVALLE	ITA	31 Oct 99	15.09	-0.3
33	16	B		Jordan SCOTT	JAM	29 Jun 97	14.73	+0.4

**SUMMARY**  
**Triple Jump Men - Qualification**

27 September 2019

RANK	PLACE	GROUP	BIB	NAME	COUNTRY	DATE of BIRTH	RESULT	WIND
------	-------	-------	-----	------	---------	---------------	--------	------

ALL-TIME TOP LIST				SEASON TOP LIST			
RESULT	NAME	VENUE	DATE	RESULT	NAME	VENUE	2019
18.29	Jonathan EDWARDS (GBR)	Göteborg (Ullevi Stadium)	7 Aug 95	18.14	Will CLAYE (USA)	Long Beach, CA (USA)	29 Jun
18.21	Christian TAYLOR (USA)	Beijing (National Stadium)	27 Aug 15	17.82	Christian TAYLOR (USA)	Monaco (MON)	12 Jul
18.14	Will CLAYE (USA)	Long Beach, CA (USA)	29 Jun 19	17.68	Omar CRADDOCK (USA)	Long Beach, CA (USA)	20 Apr
18.09	Kenny HARRISON (USA)	Atlanta (Olympic Stadium), GA	27 Jul 96	17.53	Pedro Pablo PICHARDO (POR)	London (GBR)	20 Jul
18.08	Pedro Pablo PICHARDO (CUB) <sup>a</sup>	(Estadio Panamericano)	28 May 15	17.50	Huques Fabrice ZANGO (BUR)	St-Etienne (FRA)	28 Jul
18.04	Teddy TAMGHO (FRA)	Moskva (Luzhniki)	18 Aug 13	17.49	Jordan Alejandro DÍAZ FORTUN (CUB)	Camagüey (CUB)	3 Jul
17.97	Willie BANKS (USA)	Indianapolis, IN	16 Jun 85	17.47	Ruiting WU (CHN)	Shenyang (CHN)	3 Aug
17.92	Khristo MARKOV (BUL)	Roma (Stadio Olimpico)	31 Aug 87	17.43	Donald SCOTT (USA)	Roma (ITA)	6 Jun
17.92	James BECKFORD (JAM)	Odessa, TX	20 May 95	17.40	Yaming ZHU (CHN)	La Chaux-de-Fonds (SUI)	30 Jun
17.90	Vladimir INOZEMTSEV (URS)	Bratislava	20 Jun 90	17.37	Necatí ER (TUR)	Gävle (SWE)	14 Jul
17.90	Jadel GREGÓRIO (BRA)	Belém (Mangueirão)	20 May 07				



# RESULTS



## Triple Jump Men - Qualification

With qualifying standard of 17.10 (Q) or at least the 12 best performers (q) advance to the Final

### WIND READING INFORMATION UPDATED

RECORDS	RESULT NAME	COUNTRY	AGE	VENUE	DATE
World Record <b>WR</b>	<b>18.29</b> Jonathan EDWARDS	GBR	29	Göteborg (Ullevi Stadium)	7 Aug 1995
Championships Record <b>CR</b>	<b>18.29</b> Jonathan EDWARDS	GBR	29	Göteborg (Ullevi Stadium)	7 Aug 1995
World Leading <b>WL</b>	<b>18.14</b> Will CLAYE	USA	28	Long Beach, CA (USA)	29 Jun 2019
Area Record <b>AR</b>	National Record <b>NR</b>	Personal Best <b>PB</b>	Season Best <b>SB</b>		

### Group A

27 September 2019 19:25 START TIME 25° C TEMPERATURE 67% HUMIDITY  
20:39 END TIME 25° C 67%

PLACE	NAME	COUNTRY	DATE of BIRTH	ORDER	RESULT	1	2	3
1	Pedro Pablo PICHARDO	POR	30 Jun 93	17	<b>17.38</b> Q -0.2	17.38 -0.2		
2	Hugues Fabrice ZANGO	BUR	25 Jun 93	10	<b>17.17</b> Q -0.3	16.60 0.0	17.17 -0.3	
3	Donald SCOTT	USA	23 Feb 92	16	<b>16.99</b> q -0.4	X 0.0	16.47 -0.5	16.99 -0.4
4	Will CLAYE	USA	13 Jun 91	2	<b>16.97</b> q -0.1	16.83 -0.1	15.25 +0.1	16.97 -0.1
5	Almir DOS SANTOS	BRA	4 Sep 93	7	<b>16.92</b> q -0.5	16.92 -0.5	-	16.21 -0.2
6	Cristian NÁPOLES	CUB	27 Nov 98	8	<b>16.88</b> q 0.0	16.84 -0.3	16.75 -0.3	16.88 0.0
7	Yaming ZHU	CHN	4 May 94	15	<b>16.79</b> -0.1	16.79 -0.1	16.75 -0.5	16.48 +0.2
8	Alexey FYODOROV	ANA	25 May 91	12	<b>16.71</b> -0.3	16.49 -0.3	16.71 -0.3	16.16 -0.2
9	Nazim BABAYEV	AZE	8 Oct 97	14	<b>16.65</b> -0.2	16.65 -0.2	16.38 -0.4	16.51 -0.3
10	Yasser Mohamed TRIKI	ALG	24 Mar 97	5	<b>16.62</b> 0.0	16.34 0.0	16.62 0.0	16.51 -0.3
11	Benjamin COMPAORÉ	FRA	5 Aug 87	4	<b>16.59</b> -0.2	16.59 -0.2	16.35 -0.4	16.15 -0.2
12	Simo LIPSANEN	FIN	13 Sep 95	11	<b>16.47</b> -0.4	16.44 -0.1	16.47 -0.4	X -0.3
13	Andy DÍAZ	CUB	25 Dec 95	6	<b>16.41</b> -0.4	X -0.5	16.41 -0.4	16.39 -0.4
14	Chengetayi MAPAYA	ZIM	19 Dec 98	9	<b>16.36</b> -0.4	14.80 0.0	X -0.2	16.36 -0.4
15	Latario COLLIE-MINNS	BAH	10 Mar 94	1	<b>16.26</b> -0.3	16.26 -0.3	X +0.1	X 0.0
16	Ruslan KURBANOV	UZB	10 Feb 93	13	<b>15.86</b> -0.3	X -0.1	15.86 -0.3	X -0.4
17	Andrea DALLAVALLE	ITA	31 Oct 99	3	<b>15.09</b> -0.3	X -0.2	14.63 -0.2	15.09 -0.3

**RESULTS**  
**Triple Jump Men - Qualification**

**WIND READING INFORMATION UPDATED**

<b>Group B</b>		27 September 2019		19:25 START TIME	25° C	67 %			
				20:29 END TIME	TEMPERATURE	HUMIDITY			
					25° C	67 %			
PLACE	NAME	COUNTRY	DATE OF BIRTH	ORDER	RESULT	1	2	3	
1	Christian TAYLOR	USA	18 Jun 90	12	<b>16.99</b> q +0.3	16.99 +0.3	16.94 -0.2	-	
2	Alexis COPELLO	AZE	12 Aug 85	3	<b>16.95</b> q +0.1	16.67 +0.2	X +0.2	16.95 +0.1	
3	Jordan Alejandro DÍAZ FORTU	CUB	23 Feb 01	10	<b>16.93</b> q 0.0	16.61 +0.3	16.60 0.0	16.93 0.0	
4	Yaoqing FANG	CHN	20 Apr 96	13	<b>16.92</b> q +0.2	X +0.3	16.92 +0.2	X +0.1	
5	Ruiting WU	CHN	29 Nov 95	5	<b>16.90</b> q -0.3	X -0.1	16.90 -0.3	16.80 +0.1	
6	Necatí ER	TUR	24 Feb 97	15	<b>16.87</b> q +0.2	X 0.0	16.65 0.0	16.87 +0.2	
7	Omar CRADDOCK	USA	26 Apr 91	6	<b>16.87</b> +0.1	16.87 +0.1	X -0.3	X +0.1	
8	Dmitriy SOROKIN	ANA	27 Sep 92	9	<b>16.86</b> +0.1	16.68 0.0	X +0.2	16.86 +0.1	
9	Nelson ÉVORA	POR	20 Apr 84	7	<b>16.80</b> +0.3	16.26 +0.4	16.67 +0.4	16.80 +0.3	
10	Benjamin WILLIAMS	GBR	25 Jan 92	16	<b>16.77</b> +0.3	15.89 +0.4	16.77 +0.3	15.55 -0.1	
11	Georgi TSONOV	BUL	2 May 93	14	<b>16.61</b> +0.1	X +0.2	16.61 +0.1	16.08 +0.3	
12	Jean-Marc PONTVIANNE	FRA	6 Aug 94	11	<b>16.31</b> +0.1	16.02 +0.1	16.31 +0.1	X +0.2	
13	Alexsandro MELO	BRA	26 Sep 95	1	<b>16.26</b> +0.3	15.90 +0.6	16.26 +0.3	X -0.1	
14	Levon AGHASYAN	ARM	19 Jan 95	4	<b>16.24</b> 0.0	16.24 0.0	15.98 +0.5	16.04 +0.3	
15	Lathone COLLIE-MINNS	BAH	10 Mar 94	8	<b>15.89</b> +0.4	15.62 +0.2	13.50 -0.1	15.89 +0.4	
16	Jordan SCOTT	JAM	29 Jun 97	2	<b>14.73</b> +0.4	14.73 +0.4	-	-	

ALL-TIME TOP LIST				SEASON TOP LIST			
RESULT	NAME	VENUE	DATE	RESULT	NAME	VENUE	2019
18.29	Jonathan EDWARDS (GBR)	Göteborg (Ullevi Stadium)	7 Aug 95	18.14	Will CLAYE (USA)	Long Beach, CA (USA)	29 Jun
18.21	Christian TAYLOR (USA)	Beijing (National Stadium)	27 Aug 15	17.82	Christian TAYLOR (USA)	Monaco (MON)	12 Jul
18.14	Will CLAYE (USA)	Long Beach, CA (USA)	29 Jun 19	17.68	Omar CRADDOCK (USA)	Long Beach, CA (USA)	20 Apr
18.09	Kenny HARRISON (USA)	Atlanta (Olympic Stadium), GA	27 Jul 96	17.53	Pedro Pablo PICHARDO (POR)	London (GBR)	20 Jul
18.08	Pedro Pablo PICHARDO (CUB)	a (Estadio Panamericano)	28 May 15	17.50	Huques Fabrice ZANGO (BUR)	St-Etienne (FRA)	28 Jul
18.04	Teddy TAMGHO (FRA)	Moskva (Luzhniki)	18 Aug 13	17.49	Jordan Alejandro DÍAZ FORTUN (CUB)	Camagüey (CUB)	3 Jul
17.97	Willie BANKS (USA)	Indianapolis, IN	16 Jun 85	17.47	Ruiting WU (CHN)	Shenyang (CHN)	3 Aug
17.92	Khristo MARKOV (BUL)	Roma (Stadio Olimpico)	31 Aug 87	17.43	Donald SCOTT (USA)	Roma (ITA)	6 Jun
17.92	James BECKFORD (JAM)	Odessa, TX	20 May 95	17.40	Yaminq ZHU (CHN)	La Chaux-de-Fonds (SUI)	30 Jun
17.90	Vladimir INOZEMTSEV (URS)	Bratislava	20 Jun 90	17.37	Necatí ER (TUR)	Gävle (SWE)	14 Jul
17.90	Jadel GREGÓRIO (BRA)	Belém (Mangueirão)	20 May 07				

## SUMMARY



### Discus Throw Men - Qualification

With qualifying standard of 65.50 (Q) or at least the 12 best performers (q) advance to the Final

RECORDS	RESULT	NAME	COUNTRY	AGE	VENUE	DATE
World Record <b>WR</b>	<b>74.08</b>	Jürgen SCHULT	GDR	26	Neubrandenburg (Jahn Sportpark)	6 Jun 1986
Championships Record <b>CR</b>	<b>70.17</b>	Virgilijus ALEKNA	LTU	33	Helsinki (Olympic Stadium)	7 Aug 2005
World Leading <b>WL</b>	<b>71.86</b>	Daniel STÅHL	SWE	27	Bottnaryd (SWE)	29 Jun 2019
Area Record <b>AR</b>		National Record <b>NR</b>		Personal Best <b>PB</b>		Season Best <b>SB</b>

28 September 2019

RANK	PLACE	GROUP	BIB	NAME	COUNTRY	DATE of BIRTH	RESULT	
1	1	B		Daniel STÅHL	SWE	27 Aug 92	<b>67.88</b>	<b>Q</b>
2	1	A		Fedrick DACRES	JAM	28 Feb 94	<b>65.44</b>	<b>q</b>
3	2	B		Matthew DENNY	AUS	2 Jun 96	<b>65.08</b>	<b>q</b>
4	2	A		Alin Alexandru FIRFIRICA	ROU	3 Nov 95	<b>65.05</b>	<b>q</b>
5	3	B		Ehsan HADADI	IRI	20 Jan 85	<b>64.84</b>	<b>q</b>
6	4	B		Ola STUNES ISENE	NOR	29 Jan 95	<b>64.54</b>	<b>q</b>
7	3	A		Apostolos PARELLIS	CYP	24 Jul 85	<b>64.50</b>	<b>q</b>
8	5	B		Andrius GUDŽIUS	LTU	14 Feb 91	<b>64.14</b>	<b>q</b>
9	6	B		Sam MATTIS	USA	19 Mar 94	<b>63.96</b>	<b>q</b>
10	4	A		Simon PETERSSON	SWE	3 Jan 94	<b>63.65</b>	<b>q</b>
11	5	A		Martin WIERIG	GER	10 Jun 87	<b>63.65</b>	<b>q</b>
12	6	A		Lukas WEISSHAIDINGER	AUT	20 Feb 92	<b>63.31</b>	<b>q</b>
13	7	A		Mason FINLEY	USA	7 Oct 90	<b>63.22</b>	
14	7	B		Christoph HARTING	GER	10 Apr 90	<b>63.08</b>	
15	8	B		Traves SMIKLE	JAM	7 May 92	<b>62.93</b>	
16	8	A		David WROBEL	GER	13 Feb 91	<b>62.34</b>	
17	9	A		Piotr MAŁACHOWSKI	POL	7 Jun 83	<b>62.20</b>	
18	10	A		Danijel FURTULA	MNE	31 Jul 92	<b>62.12</b>	
19	11	A		Martin KUPPER	EST	31 May 89	<b>62.10</b>	
20	9	B		Mauricio ORTEGA	COL	4 Aug 94	<b>61.92</b>	
21	10	B		Alex ROSE	SAM	17 Nov 91	<b>61.80</b>	
22	11	B		Barttomiej STÓJ	POL	15 May 96	<b>61.79</b>	
23	12	B		Robert URBANEK	POL	29 Apr 87	<b>61.78</b>	
24	13	B		Aleksey KHUDYAKOV	ANA	31 Mar 95	<b>61.27</b>	
25	14	B		Jorge FERNÁNDEZ	CUB	2 Oct 87	<b>60.60</b>	
26	12	A		Chad WRIGHT	JAM	25 Mar 91	<b>60.60</b>	
27	13	A		Brian WILLIAMS	USA	18 Dec 94	<b>60.48</b>	
28	14	A		János HUSZÁK	HUN	5 Feb 92	<b>60.45</b>	
29	15	A		Philip MILANOV	BEL	6 Jul 91	<b>60.24</b>	
30	15	B		Giovanni FALOCI	ITA	13 Oct 85	<b>59.77</b>	
31	16	B		Kristjan ČEH	SLO	17 Feb 99	<b>59.55</b>	
32	16	A		Guðni Valur GUÐNASON	ISL	11 Oct 95	<b>53.91</b>	



**SUMMARY**  
**Discus Throw Men - Qualification**

28 September 2019

RANK	PLACE	GROUP	BIB	NAME	COUNTRY	DATE of BIRTH	RESULT
<b>ALL-TIME TOP LIST</b>							
RESULT	NAME	VENUE	DATE				
74.08	Jürgen SCHULT (GDR)	Neubrandenburg (Jahn Sportpark)	6 Jun 86				
73.88	Virgilijus ALEKNA (LTU)	Kaunas	3 Aug 00				
73.38	Gerd KANTER (EST)	Helsingborg	4 Sep 06				
71.86	Yuriy DUMCHEV (URS)	Moskva	29 May 83				
71.86	Daniel STÅHL (SWE)	Bottnaryd (SWE)	29 Jun 19				
71.84	Piotr MAŁACHOWSKI (POL)	elo (Blankers-Koen Stadion)	8 Jun 13				
71.70	Róbert FAZEKAS (HUN)	Szombathely	14 Jul 02				
71.50	Lars RIEDEL (GER)	Wiesbaden	3 May 97				
71.32	Ben PLUCKNETT (USA)	Eugene, OR	4 Jun 83				
71.26	John POWELL (USA)	San José, CA	9 Jun 84				
71.26	Rickard BRUCH (SWE)	Malmö	15 Nov 84				
71.26	Imrich BUGÁR (TCH)	San José, CA	25 May 85				
<b>SEASON TOP LIST</b>							
RESULT	NAME	VENUE	2019				
71.86	Daniel STÅHL (SWE)	Bottnaryd (SWE)	29 Jun				
70.78	Fedrick DACRES (JAM)	Rabat (MAR)	16 Jun				
68.14	Lukas WEISSHAIDINGER (AUT)	Rabat (MAR)	16 Jun				
67.98	Lois Maikel MARTÍNEZ (ESP)	Durango (ESP)	14 Jul				
67.78	Ola STUNES ISENE (NOR)	Albufeira (POR)	12 Apr				
67.73	Andrius GUDŽIUS (LTU)	Palanga (LTU)	26 Jul				
67.57	Traves SMIKLE (JAM)	Spanish Town (JAM)	19 Jan				
67.32	Alin Alexandru FIRFIRICA (ROU)	stadion Slaski, Chorzów (POL)	14 Sep				
67.23	Piotr MAŁACHOWSKI (POL)	Székesfehérvár (HUN)	9 Jul				
67.19	Ehsan HADADI (IRI)	Chula Vista, CA (USA)	11 Apr				



# RESULTS



## Discus Throw Men - Qualification

With qualifying standard of 65.50 (Q) or at least the 12 best performers (q) advance to the Final

RECORDS	RESULT NAME	COUNTRY	AGE	VENUE	DATE
World Record <b>WR</b>	<b>74.08</b> Jürgen SCHULT	GDR	26	Neubrandenburg (Jahn Sportpark)	6 Jun 1986
Championships Record <b>CR</b>	<b>70.17</b> Virgilijus ALEKNA	LTU	33	Helsinki (Olympic Stadium)	7 Aug 2005
World Leading <b>WL</b>	<b>71.86</b> Daniel STÅHL	SWE	27	Bottnaryd (SWE)	29 Jun 2019
Area Record <b>AR</b>	National Record <b>NR</b>	Personal Best <b>PB</b>	Season Best <b>SB</b>		

### Group A

28 September 2019 16:15 START TIME 25° C 67%  
TEMPERATURE HUMIDITY  
16:58 END TIME 25° C 67%

PLACE	NAME	COUNTRY	DATE OF BIRTH	ORDER	RESULT	1	2	3
1	Fedrick DACRES	JAM	28 Feb 94	1	<b>65.44</b> q	65.44	64.26	X
2	Alin Alexandru FIRFIRICA	ROU	3 Nov 95	16	<b>65.05</b> q	64.55	65.05	X
3	Apostolos PARELLIS	CYP	24 Jul 85	14	<b>64.50</b> q	64.03	X	64.50
4	Simon PETTERSSON	SWE	3 Jan 94	3	<b>63.65</b> q	63.65	61.98	62.43
5	Martin WIERIG	GER	10 Jun 87	5	<b>63.65</b> q	60.63	63.65	62.03
6	Lukas WEISSHAIDINGER	AUT	20 Feb 92	11	<b>63.31</b> q	59.94	63.31	60.77
7	Mason FINLEY	USA	7 Oct 90	15	<b>63.22</b>	X	63.22	X
8	David WROBEL	GER	13 Feb 91	10	<b>62.34</b>	62.34	61.47	X
9	Piotr MAŁACHOWSKI	POL	7 Jun 83	12	<b>62.20</b>	X	62.20	61.63
10	Danijel FURTULA	MNE	31 Jul 92	6	<b>62.12</b>	X	X	62.12
11	Martin KUPPER	EST	31 May 89	7	<b>62.10</b>	X	62.10	61.71
12	Chad WRIGHT	JAM	25 Mar 91	9	<b>60.60</b>	58.06	60.60	58.58
13	Brian WILLIAMS	USA	18 Dec 94	4	<b>60.48</b>	X	60.48	59.12
14	János HUSZÁK	HUN	5 Feb 92	2	<b>60.45</b>	58.17	54.67	60.45
15	Philip MILANOV	BEL	6 Jul 91	13	<b>60.24</b>	60.24	60.05	X
16	Guðni Valur GUÐNASON	ISL	11 Oct 95	8	<b>53.91</b>	X	53.91	X

### Group B

28 September 2019 17:44 START TIME 25° C 67%  
TEMPERATURE HUMIDITY  
18:26 END TIME 25° C 74%

PLACE	NAME	COUNTRY	DATE OF BIRTH	ORDER	RESULT	1	2	3
1	Daniel STÅHL	SWE	27 Aug 92	2	<b>67.88</b> Q	X	67.88	
2	Matthew DENNY	AUS	2 Jun 96	5	<b>65.08</b> q	64.48	60.94	65.08
3	Ehsan HADADI	IRI	20 Jan 85	14	<b>64.84</b> q	64.84	63.05	61.29
4	Ola STUNES ISENE	NOR	29 Jan 95	8	<b>64.54</b> q	58.43	64.54	63.33
5	Andrius GUDŽIUS	LTU	14 Feb 91	12	<b>64.14</b> q	64.14	63.28	X
6	Sam MATTIS	USA	19 Mar 94	3	<b>63.96</b> q	X	63.96	60.89
7	Christoph HARTING	GER	10 Apr 90	9	<b>63.08</b>	60.31	62.04	63.08
8	Traves SMIKLE	JAM	7 May 92	10	<b>62.93</b>	62.24	62.25	62.93
9	Mauricio ORTEGA	COL	4 Aug 94	15	<b>61.92</b>	61.92	X	X
10	Alex ROSE	SAM	17 Nov 91	16	<b>61.80</b>	61.80	X	X
11	Bartłomiej STÓJ	POL	15 May 96	4	<b>61.79</b>	X	61.21	61.79
12	Robert URBANEK	POL	29 Apr 87	1	<b>61.78</b>	61.55	61.78	61.35
13	Aleksey KHUDYAKOV	ANA	31 Mar 95	7	<b>61.27</b>	61.27	60.52	X
14	Jorge FERNÁNDEZ	CUB	2 Oct 87	11	<b>60.60</b>	60.52	X	60.60
15	Giovanni FALOCI	ITA	13 Oct 85	6	<b>59.77</b>	58.83	X	59.77
16	Kristjan ČEH	SLO	17 Feb 99	13	<b>59.55</b>	59.55	X	X

**RESULTS**  
**Discus Throw Men - Qualification**

ALL-TIME TOP LIST				SEASON TOP LIST			
RESULT	NAME	VENUE	DATE	RESULT	NAME	VENUE	2019
74.08	Jürgen SCHULT (GDR)	Neubrandenburg (Jahn Sportpark)	6 Jun 86	71.86	Daniel STÅHL (SWE)	Bottnaryd (SWE)	29 Jun
73.88	Virgilijus ALEKNA (LTU)	Kaunas	3 Aug 00	70.78	Fedrick DACRES (JAM)	Rabat (MAR)	16 Jun
73.38	Gerd KANTER (EST)	Helsingborg	4 Sep 06	68.14	Lukas WEISSHAIDINGER (AUT)	Rabat (MAR)	16 Jun
71.86	Yuriy DUMCHEV (URS)	Moskva	29 May 83	67.98	Lois Maikel MARTÍNEZ (ESP)	Durango (ESP)	14 Jul
71.86	Daniel STÅHL (SWE)	Bottnaryd (SWE)	29 Jun 19	67.78	Ola STUNES ISENE (NOR)	Albufeira (POR)	12 Apr
71.84	Piotr MAŁACHOWSKI (POL)	elo (Blankers-Koen Stadion)	8 Jun 13	67.73	Andrius GUDŽIUS (LTU)	Palanga (LTU)	26 Jul
71.70	Róbert FAZEKAS (HUN)	Szombathely	14 Jul 02	67.57	Traves SMIKLE (JAM)	Spanish Town (JAM)	19 Jan
71.50	Lars RIEDEL (GER)	Wiesbaden	3 May 97	67.32	Alin Alexandru FIRFIRICA (ROU)	stadion Slaski, Chorzów (POL)	14 Sep
71.32	Ben PLUCKNETT (USA)	Eugene, OR	4 Jun 83	67.23	Piotr MAŁACHOWSKI (POL)	Székesfehérvár (HUN)	9 Jul
71.26	John POWELL (USA)	San José, CA	9 Jun 84	67.19	Ehsan HADADI (IRI)	Chula Vista, CA (USA)	11 Apr
71.26	Rickard BRUCH (SWE)	Malmö	15 Nov 84				
71.26	Imrich BUGÁR (TCH)	San José, CA	25 May 85				



# RESULTS



## 50 Kilometres Race Walk Men - Final

RECORDS	RESULT NAME	COUNTRY	AGE	VENUE	DATE
World Record <b>WR</b>	3:32:33 Yohann DINIZ	FRA	36	Zürich (Letzigrund)	15 Aug 2014
Championships Record <b>CR</b>	3:33:12 Yohann DINIZ	FRA	39	London (The Mall)	13 Aug 2017
World Leading <b>WL</b>	3:37:43 Yohann DINIZ	FRA	41	Alytus (LTU)	19 May 2019
Area Record <b>AR</b>	National Record <b>NR</b>	Personal Best <b>PB</b>	Season Best <b>SB</b>		

28 September 2019 23:30 START TIME 31° C 74 %  
 04:35 END TIME 30° C 70 %

PLACE	NAME	COUNTRY	DATE of BIRTH	RESULT	RED CARDS
1	Yusuke SUZUKI	JPN	2 Jan 88	4:04:20	
2	João VIEIRA	POR	20 Feb 76	4:04:59	+ 39
3	Evan DUNFEE	CAN	28 Sep 90	4:05:02	+ 42
4	Wenbin NIU	CHN	20 Jan 91	4:05:36	+ 1:16 ~ ~
5	Yadong LUO	CHN	15 Jan 92	4:06:49	+ 2:29
6	Brendan BOYCE	IRL	8 Oct 86	4:07:46	+ 3:26
7	Carl DOHMANN	GER	18 May 90	4:10:22	+ 6:02
8	Jesús Ángel GARCÍA	ESP	17 Oct 69	4:11:28	+ 7:08
9	Maryan ZAKALNYTSKY	UKR	19 Aug 94	4:12:28	<b>SB</b> + 8:08
10	Narcis Stefan MIHAILA	ROU	4 Aug 87	4:13:56	+ 9:36
11	Quentin REW	NZL	16 Jul 84	4:15:54	+ 11:34
12	Ato IBAÑEZ	SWE	14 Nov 85	4:17:04	+ 12:44 > > >
13	Rafał AUGUSTYN	POL	14 May 84	4:20:25	+ 16:05
14	Mathieu BILODEAU	CAN	27 Nov 83	4:21:13	+ 16:53
15	Artur MASTIANICA	LTU	30 Jul 92	4:21:54	+ 17:34
16	Michele ANTONELLI	ITA	23 May 94	4:22:20	+ 18:00 >
17	Alexandros PAPAMICHAIL	GRE	18 Sep 88	4:22:39	+ 18:19 >
18	Horació NAVA	MEX	20 Jan 82	4:24:16	+ 19:56
19	Marc TUR	ESP	30 Nov 94	4:24:38	+ 20:18 > ~ >
20	Jarkko KINNUNEN	FIN	19 Jan 84	4:25:36	+ 21:16
21	Arnis RUMBENIEKS	LAT	4 Apr 88	4:28:18	+ 23:58 >
22	Artur BRZOZOWSKI	POL	29 Mar 85	4:30:17	+ 25:57 > ~ >
23	Jonathan HILBERT	GER	24 Jan 95	4:30:43	+ 26:23 >
24	Marc MUNDELL	RSA	7 Jul 83	4:41:39	+ 37:19
25	Valeriy LITANYUK	UKR	2 Apr 94	4:42:18	+ 37:58
26	Bence VENYERCSÁN	HUN	8 Jan 96	4:45:04	+ 40:44
27	Hayato KATSUKI	JPN	28 Nov 90	4:46:10	+ 41:50
28	Rafał SIKORA	POL	17 Feb 87	4:50:08	<b>SB</b> + 45:48
	Ivan BANZERUK	UKR	9 Feb 90	DNF	>
	Teodorico CAPORASO	ITA	14 Sep 87	DNF	
	Andrés CHOCHO	ECU	4 Nov 83	DNF	~
	José Ignacio DÍAZ	ESP	22 Nov 79	DNF	
	Yohann DINIZ	FRA	1 Jan 78	DNF	
	Dzmitry DZIUBIN	BLR	12 Jul 90	DNF	
	Máté HELEBRANDT	HUN	12 Jan 89	DNF	
	Tomohiro NODA	JPN	24 Jan 96	DNF	
	Isaac PALMA	MEX	26 Oct 90	DNF	~
	Veli-Matti PARTANEN	FIN	28 Oct 91	DNF	>
	Nathaniel SEILER	GER	6 Apr 96	DNF	>
	Matej TÓTH	SVK	10 Feb 83	DNF	
	Claudio Paulino VILLANUEVA FLORES	ECU	3 Aug 88	DNF	
	Qin WANG	CHN	8 May 94	DNF	
	Cameron CORBISHLEY	GBR	31 Mar 97	DQ 230.7(c)	~ ~ > >
	Håvard HAUKENES	NOR	22 Apr 90	DQ 230.7(c)	~ ~ > >
	Dominic KING	GBR	30 May 83	DQ 230.7(c)	> > > ~

**RESULTS**  
**50 Kilometres Race Walk Men**

**Ruslans SMOLONSKIS**

LAT 15 Dec 96

**DQ** 230.7(c)

~ ~ > >

**NOTE** BIB 1524 (Artur BRZOZOWSKI) - 300sec Penalty Zone  
BIB 1709 (Ato IBAÑEZ) - 300sec Penalty Zone  
BIB 674 (Marc TUR) - 300sec Penalty Zone  
IAAF Rule 230.7(c) - Fourth red card

**INTERMEDIATE TIMES**

1 KM	4:57	Yusuke SUZUKI	2 KM	9:51	Yusuke SUZUKI
3 KM	14:44	Yusuke SUZUKI	4 KM	19:40	Yusuke SUZUKI
5 KM	24:32	Yusuke SUZUKI	6 KM	29:26	Yusuke SUZUKI
7 KM	34:17	Yusuke SUZUKI	8 KM	39:14	Yusuke SUZUKI
9 KM	44:13	Yusuke SUZUKI	10 KM	49:11	Yusuke SUZUKI
11 KM	54:07	Yusuke SUZUKI	12 KM	59:00	Yusuke SUZUKI
13 KM	1:03:54	Yusuke SUZUKI	14 KM	1:08:48	Yusuke SUZUKI
15 KM	1:13:40	Yusuke SUZUKI	16 KM	1:18:27	Yusuke SUZUKI
17 KM	1:23:13	Yusuke SUZUKI	18 KM	1:27:59	Yusuke SUZUKI
19 KM	1:32:45	Yusuke SUZUKI	20 KM	1:37:35	Yusuke SUZUKI
21 KM	1:42:19	Yusuke SUZUKI	22 KM	1:47:06	Yusuke SUZUKI
23 KM	1:51:44	Yusuke SUZUKI	24 KM	1:56:26	Yusuke SUZUKI
25 KM	2:01:07	Yusuke SUZUKI	26 KM	2:05:53	Yusuke SUZUKI
27 KM	2:10:38	Yusuke SUZUKI	28 KM	2:15:27	Yusuke SUZUKI
29 KM	2:20:15	Yusuke SUZUKI	30 KM	2:25:55	Yusuke SUZUKI
31 KM	2:30:36	Yusuke SUZUKI	32 KM	2:35:18	Yusuke SUZUKI
33 KM	2:40:00	Yusuke SUZUKI	34 KM	2:44:48	Yusuke SUZUKI
35 KM	2:49:31	Yusuke SUZUKI	36 KM	2:54:20	Yusuke SUZUKI
37 KM	2:59:04	Yusuke SUZUKI	38 KM	3:03:49	Yusuke SUZUKI
39 KM	3:08:32	Yusuke SUZUKI	40 KM	3:13:21	Yusuke SUZUKI
41 KM	3:18:10	Yusuke SUZUKI	42 KM	3:23:43	Yusuke SUZUKI
43 KM	3:28:33	Yusuke SUZUKI	44 KM	3:33:48	Yusuke SUZUKI
45 KM	3:38:41	Yusuke SUZUKI	46 KM	3:44:06	Yusuke SUZUKI
47 KM	3:49:07	Yusuke SUZUKI	48 KM	3:54:34	Yusuke SUZUKI
49 KM	3:59:30	Yusuke SUZUKI			

**ALL-TIME TOP LIST**

**SEASON TOP LIST**

RESULT	NAME	VENUE	DATE
3:32:33	Yohann DINIZ (FRA)	Zürich (Letzigrund)	15 Aug 14
3:34:14	Denis NIZHEGORODOV (RUS)	Cheboksary	11 May 08
3:34:38	Matej TÓTH (SVK)	Dudince	21 Mar 15
3:35:47	Nathan DEAKES (AUS)	Geelong	2 Dec 06
3:36:03	Robert KORZENIOWSKI (POL)	t-Denis (Stade de France)	27 Aug 03
3:36:04	Alex SCHWAZER (ITA)	Rosignano Solvay	11 Feb 07
3:36:06	Chaohongq YU (CHN)	Nanjing	22 Oct 05
3:36:13	Chenqianq ZHAO (CHN)	Nanjing	22 Oct 05
3:36:20	Yuchenq HAN (CHN)	Nanning	27 Feb 05
3:36:42	German SKURYGIN (RUS)	Saint-Denis (Stade de France)	27 Aug 03

RESULT	NAME	VENUE	2019
3:37:43	Yohann DINIZ (FRA)	Alytus (LTU)	19 May
3:38:02	Qin WANG (CHN)	Huangshan (CHN)	9 Mar
3:39:07	Yusuke SUZUKI (JPN)	Wajima (JPN)	14 Apr
3:39:24	Masatora KAWANO (JPN)	Wajima (JPN)	14 Apr
3:40:04	Satoshi MARUO (JPN)	Wajima (JPN)	14 Apr
3:41:04	Wenbin NIU (CHN)	Huangshan (CHN)	9 Mar
3:41:15	Yadongq LUO (CHN)	Huangshan (CHN)	9 Mar
3:42:08	Rui WANG (CHN)	Huangshan (CHN)	9 Mar
3:42:50	Håvard HAUKENES (NOR)	Dudince (SVK)	23 Mar
3:43:02	Hirooki ARAI (JPN)	Wajima (JPN)	14 Apr

# RACE ANALYSIS

## 50 Kilometres Race Walk Men - Final



ATHLETE DUNFEE INTERMEDIATE TIMES UPDATED

28 September 2019 23:30 START TIME 31° C 74 %  
TEMPERATURE HUMIDITY  
04:35 END TIME 30° C 70 %

1	1 KM	2	2 KM	3	3 KM	4	4 KM	5	5 KM	6	6 KM	7	7 KM	8	8 KM	9	9 KM	10	10 KM
11	11 KM	12	12 KM	13	13 KM	14	14 KM	15	15 KM	16	16 KM	17	17 KM	18	18 KM	19	19 KM	20	20 KM
21	21 KM	22	22 KM	23	23 KM	24	24 KM	25	25 KM	26	26 KM	27	27 KM	28	28 KM	29	29 KM	30	30 KM
31	31 KM	32	32 KM	33	33 KM	34	34 KM	35	35 KM	36	36 KM	37	37 KM	38	38 KM	39	39 KM	40	40 KM
41	41 KM	42	42 KM	43	43 KM	44	44 KM	45	45 KM	46	46 KM	47	47 KM	48	48 KM	49	49 KM		

<b>1</b>										<b>Yusuke SUZUKI</b>										<b>JPN</b>										<b>2 Jan 88</b>										<b>4:04:20</b>																																																													
1	4:57	2	4:54	3	4:53	4	4:56	5	4:52	6	4:54	7	4:51	8	4:57	9	4:59	10	4:58	11	4:56	12	4:53	13	4:54	14	4:54	15	4:52	16	4:47	17	4:46	18	4:46	19	4:46	20	4:50	21	4:44	22	4:47	23	4:38	24	4:42	25	4:41	26	4:46	27	4:45	28	4:49	29	4:48	30	5:40	31	4:41	32	4:42	33	4:42	34	4:48	35	4:43	36	4:49	37	4:44	38	4:45	39	4:43	40	4:49	41	4:49	42	5:33	43	4:50	44	5:15	45	4:53	46	5:25	47	5:01	48	5:27	49	4:56				
	4:57 (1)		9:51 (1)		14:44 (1)		19:40 (1)		24:32 (1)		29:26 (1)		34:17 (1)		39:14 (1)		44:13 (1)		49:11 (1)		54:07 (1)		59:00 (1)		1:03:54 (1)		1:08:48 (1)		1:13:40 (1)		1:18:27 (1)		1:23:13 (1)		1:27:59 (1)		1:32:45 (1)		1:37:35 (1)		1:42:19 (1)		1:47:06 (1)		1:51:44 (1)		1:56:26 (1)		2:01:07 (1)		2:05:53 (1)		2:10:38 (1)		2:15:27 (1)		2:20:15 (1)		2:25:55 (1)		2:30:36 (1)		2:35:18 (1)		2:40:00 (1)		2:44:48 (1)		2:49:31 (1)		2:54:20 (1)		2:59:04 (1)		3:03:49 (1)		3:08:32 (1)		3:13:21 (1)																						
	5:18 (33)		10:27 (33)		15:25 (26)		20:22 (22)		25:20 (20)		30:22 (20)		35:23 (22)		40:23 (21)		45:25 (20)		50:31 (19)		55:31 (19)		1:00:36 (19)		1:05:40 (18)		1:10:46 (15)		1:15:45 (17)		1:20:47 (16)		1:25:47 (14)		1:30:50 (12)		1:35:50 (13)		1:40:49 (13)		1:45:47 (13)		1:50:46 (13)		1:55:40 (13)		2:00:40 (13)		2:05:32 (13)		2:10:24 (13)		2:15:17 (10)		2:20:09 (9)		2:24:58 (7)		2:29:53 (7)		2:34:40 (5)		2:39:32 (4)		2:44:21 (4)		2:49:10 (4)		2:53:53 (4)		2:58:41 (4)		3:03:28 (4)		3:08:16 (4)		3:13:03 (4)		3:17:54 (3)		3:22:41 (3)		3:27:33 (3)		3:32:18 (3)		3:37:06 (3)		3:41:48 (3)		3:46:34 (3)		3:51:12 (3)		3:55:53 (3)		4:00:27 (2)				

<b>2</b>										<b>João VIEIRA</b>										<b>POR</b>										<b>20 Feb 76</b>										<b>4:04:59</b>																																																													
1	5:15	2	5:03	3	5:00	4	5:04	5	4:59	6	5:01	7	5:00	8	5:00	9	5:03	10	5:05	11	5:01	12	5:05	13	5:04	14	5:06	15	4:59	16	5:02	17	4:59	18	5:04	19	5:00	20	4:59	21	4:58	22	4:59	23	4:54	24	5:00	25	4:52	26	4:52	27	4:53	28	4:52	29	4:49	30	4:55	31	4:47	32	4:52	33	4:49	34	4:49	35	4:43	36	4:48	37	4:47	38	4:48	39	4:47	40	4:51	41	4:47	42	4:52	43	4:45	44	4:48	45	4:42	46	4:46	47	4:38	48	4:41	49	4:34				
	5:15 (23)		10:18 (21)		15:18 (21)		20:22 (20)		25:21 (21)		30:22 (21)		35:22 (19)		40:22 (19)		45:25 (16)		50:30 (16)		55:31 (16)		1:00:36 (18)		1:05:40 (17)		1:10:46 (17)		1:15:45 (15)		1:20:47 (14)		1:25:46 (12)		1:30:50 (12)		1:35:50 (13)		1:40:49 (13)		1:45:47 (13)		1:50:46 (13)		1:55:40 (13)		2:00:40 (13)		2:05:32 (13)		2:10:24 (13)		2:15:17 (10)		2:20:09 (9)		2:24:58 (7)		2:29:53 (7)		2:34:40 (5)		2:39:32 (4)		2:44:21 (4)		2:49:10 (4)		2:53:53 (4)		2:58:41 (4)		3:03:28 (4)		3:08:16 (4)		3:13:03 (4)		3:17:54 (3)		3:22:41 (3)		3:27:33 (3)		3:32:18 (3)		3:37:06 (3)		3:41:48 (3)		3:46:34 (3)		3:51:12 (3)		3:55:53 (3)		4:00:27 (2)				

<b>3</b>										<b>Evan DUNFEE</b>										<b>CAN</b>										<b>28 Sep 90</b>										<b>4:05:02</b>																																																													
1	5:18	2	5:09	3	4:58	4	4:57	5	4:58	6	5:02	7	5:01	8	5:00	9	5:02	10	5:06	11	5:00	12	5:05	13	5:04	14	5:06	15	4:59	16	5:04	17	4:58	18	5:04	19	5:00	20	5:01	21	5:01	22	5:01	23	4:53	24	4:57	25	4:55	26	4:57	27	4:57	28	4:54	29	4:53	30	5:00	31	4:58	32	4:59	33	4:55	34	4:54	35	4:55	36	4:55	37	4:49	38	4:48	39	4:45	40	4:53	41	4:42	42	4:48	43	4:39	44	4:44	45	4:39	46	4:37	47	4:31	48	4:36	49	4:23				
	5:18 (33)		10:27 (33)		15:25 (26)		20:22 (22)		25:20 (20)		30:22 (20)		35:23 (22)		40:23 (21)		45:25 (20)		50:31 (19)		55:31 (19)		1:00:36 (19)		1:05:40 (18)		1:10:46 (15)		1:15:45 (17)		1:20:47 (16)		1:25:47 (14)		1:30:51 (14)		1:35:51 (16)		1:40:52 (15)		1:45:53 (15)		1:50:54 (15)		1:55:47 (15)		2:00:44 (15)		2:05:39 (15)		2:10:36 (15)		2:15:33 (14)		2:20:27 (11)		2:25:20 (9)		2:30:20 (9)		2:35:18 (9)		2:40:17 (7)		2:45:12 (6)		2:50:06 (6)		2:55:01 (6)		2:59:56 (6)		3:04:45 (6)		3:09:33 (5)		3:14:18 (5)		3:19:11 (5)		3:23:53 (5)		3:28:41 (5)		3:33:20 (5)		3:38:04 (4)		3:42:43 (4)		3:47:20 (4)		3:51:51 (4)		3:56:27 (4)		4:00:50 (4)				

<b>4</b>										<b>Wenbin NIU</b>										<b>CHN</b>										<b>20 Jan 91</b>										<b>4:05:36</b>																																																													
1	5:07	2	5:01	3	5:00	4	5:05	5	4:58	6	4:59	7	4:58	8	4:58	9	4:57	10	5:00	11	4:56	12	4:57	13	4:59	14	5:06	15	5:03	16	5:05	17	5:00	18	4:58	19	4:51	20	4:59	21	4:57	22	4:59	23	4:55	24	5:00	25	4:57	26	5:04	27	5:04	28	4:56	29	4:45	30	4:42	31	4:46	32	4:52	33	4:43	34	4:45	35	4:43	36	4:45	37	4:41	38	4:43	39	4:39	40	4:51	41	4:42	42	4:41	43	4:45	44	4:52	45	5:02	46	5:07	47	4:50	48	4:58	49	5:04				
	5:07 (14)		10:08 (10)		15:08 (12)		20:13 (13)		25:11 (12)		30:10 (12)		35:08 (11)		40:06 (10)		45:03 (11)		50:03 (12)		54:59 (11)		59:56 (10)		1:04:55 (8)		1:10:01 (10)		1:15:04 (11)		1:20:09 (10)		1:25:09 (10)		1:30:07 (10)		1:34:58 (9)		1:39:57 (7)		1:44:54 (5)		1:49:53 (4)		1:54:48 (4)		1:59:48 (5)		2:04:45 (5)		2:09:49 (7)		2:14:53 (8)		2:19:49 (6)		2:24:34 (5)		2:29:16 (3)		2:34:02 (3)		2:38:54 (3)		2:43:37 (3)		2:48:22 (3)		2:53:05 (2)		2:57:50 (2)		3:02:31 (2)		3:07:14 (2)		3:11:53 (2)		3:16:44 (2)		3:21:26 (2)		3:26:07 (2)		3:30:52 (2)		3:35:44 (2)		3:40:46 (2)		3:45:53 (2)		3:50:43 (2)		3:55:41 (2)		4:00:45 (3)				



**RACE ANALYSIS**  
**50 Kilometres Race Walk Men**

**ATHLETE DUNFEE INTERMEDIATE TIMES UPDATED**

5 Yadong LUO										CHN	15 Jan 92	4:06:49							
1	5:07	2	5:00	3	5:00	4	5:04	5	4:59	6	4:58	7	4:57	8	4:57	9	4:57	10	5:01
	5:07 (11)		10:07 (7)		15:07 (9)		20:11 (6)		25:10 (8)		30:08 (7)		35:05 (6)		40:02 (6)		44:59 (7)		50:00 (9)
11	4:55	12	5:00	13	5:01	14	5:02	15	5:01	16	4:58	17	4:53	18	4:56	19	4:59	20	5:03
	54:55 (9)		59:55 (9)		1:04:56 (10)		1:09:58 (9)		1:14:59 (8)		1:19:57 (4)		1:24:50 (5)		1:29:46 (5)		1:34:45 (4)		1:39:48 (4)
21	5:03	22	5:03	23	4:59	24	5:01	25	4:53	26	4:54	27	4:49	28	4:50	29	4:43	30	4:51
	1:44:51 (4)		1:49:54 (5)		1:54:53 (8)		1:59:54 (9)		2:04:47 (7)		2:09:41 (5)		2:14:30 (3)		2:19:20 (3)		2:24:03 (2)		2:28:54 (2)
31	4:44	32	4:53	33	4:51	34	4:54	35	4:50	36	4:58	37	4:56	38	5:03	39	4:58	40	5:04
	2:33:38 (2)		2:38:31 (2)		2:43:22 (2)		2:48:16 (2)		2:53:06 (3)		2:58:04 (3)		3:03:00 (3)		3:08:03 (3)		3:13:01 (3)		3:18:05 (4)
41	5:01	42	5:02	43	4:59	44	5:05	45	4:52	46	4:54	47	4:42	48	4:45	49	4:41		
	3:23:06 (4)		3:28:08 (4)		3:33:07 (4)		3:38:12 (5)		3:43:04 (5)		3:47:58 (5)		3:52:40 (5)		3:57:25 (5)		4:02:06 (5)		

6 Brendan BOYCE										IRL	8 Oct 86	4:07:46							
1	5:14	2	5:01	3	4:59	4	5:02	5	5:02	6	5:03	7	5:00	8	5:01	9	5:03	10	5:05
	5:14 (18)		10:15 (20)		15:14 (19)		20:16 (19)		25:18 (19)		30:21 (18)		35:21 (18)		40:22 (18)		45:25 (19)		50:30 (17)
11	5:01	12	5:04	13	5:05	14	5:06	15	4:59	16	5:03	17	4:58	18	5:04	19	5:00	20	5:01
	55:31 (18)		1:00:35 (16)		1:05:40 (19)		1:10:46 (16)		1:15:45 (16)		1:20:48 (15)		1:25:46 (13)		1:30:50 (13)		1:35:50 (14)		1:40:51 (14)
21	5:02	22	5:01	23	4:52	24	4:57	25	4:55	26	4:58	27	4:57	28	4:56	29	4:55	30	4:57
	1:45:53 (14)		1:50:54 (14)		1:55:46 (14)		2:00:43 (14)		2:05:38 (14)		2:10:36 (14)		2:15:33 (15)		2:20:29 (12)		2:25:24 (10)		2:30:21 (10)
31	4:56	32	4:59	33	4:58	34	4:59	35	4:54	36	4:55	37	4:49	38	4:53	39	4:54	40	4:53
	2:35:17 (8)		2:40:16 (6)		2:45:14 (7)		2:50:13 (7)		2:55:07 (7)		3:00:02 (7)		3:04:51 (7)		3:09:44 (7)		3:14:38 (6)		3:19:31 (6)
41	4:49	42	4:56	43	4:48	44	4:54	45	4:54	46	4:52	47	4:49	48	4:49	49	4:42		
	3:24:20 (6)		3:29:16 (6)		3:34:04 (6)		3:38:58 (6)		3:43:52 (6)		3:48:44 (6)		3:53:33 (6)		3:58:22 (6)		4:03:04 (6)		

7 Carl DOHMANN										GER	18 May 90	4:10:22							
1	5:24	2	5:10	3	5:00	4	5:04	5	5:05	6	5:08	7	5:04	8	5:05	9	5:03	10	5:09
	5:24 (42)		10:34 (41)		15:34 (38)		20:38 (32)		25:43 (28)		30:51 (28)		35:55 (28)		41:00 (28)		46:03 (27)		51:12 (26)
11	5:06	12	5:09	13	5:08	14	5:04	15	5:07	16	5:05	17	5:02	18	5:07	19	5:02	20	4:58
	56:18 (26)		1:01:27 (25)		1:06:35 (25)		1:11:39 (24)		1:16:46 (22)		1:21:51 (23)		1:26:53 (21)		1:32:00 (21)		1:37:02 (22)		1:42:00 (20)
21	4:52	22	4:52	23	4:51	24	5:00	25	4:51	26	5:01	27	4:58	28	5:03	29	4:57	30	5:01
	1:46:52 (20)		1:51:44 (18)		1:56:35 (18)		2:01:35 (16)		2:06:26 (16)		2:11:27 (17)		2:16:25 (17)		2:21:28 (17)		2:26:25 (15)		2:31:26 (14)
31	4:56	32	4:53	33	4:55	34	4:59	35	4:52	36	4:54	37	4:55	38	4:53	39	4:50	40	4:51
	2:36:22 (13)		2:41:15 (9)		2:46:10 (8)		2:51:09 (8)		2:56:01 (8)		3:00:55 (8)		3:05:50 (8)		3:10:43 (8)		3:15:33 (8)		3:20:24 (8)
41	4:50	42	4:54	43	4:53	44	4:56	45	4:55	46	5:02	47	5:00	48	5:06	49	5:09		
	3:25:14 (7)		3:30:08 (7)		3:35:01 (7)		3:39:57 (7)		3:44:52 (7)		3:49:54 (7)		3:54:54 (7)		4:00:00 (7)		4:05:09 (7)		

8 Jesús Ángel GARCÍA										ESP	17 Oct 69	4:11:28							
1	5:35	2	5:10	3	4:58	4	5:07	5	5:06	6	5:07	7	4:59	8	5:07	9	5:03	10	5:13
	5:35 (46)		10:45 (46)		15:43 (42)		20:50 (44)		25:56 (39)		31:03 (39)		36:02 (35)		41:09 (33)		46:12 (32)		51:25 (31)
11	5:04	12	5:11	13	5:04	14	5:07	15	4:59	16	5:03	17	5:00	18	5:08	19	5:01	20	5:03
	56:29 (30)		1:01:40 (28)		1:06:44 (28)		1:11:51 (25)		1:16:50 (25)		1:21:53 (25)		1:26:53 (22)		1:32:01 (23)		1:37:02 (21)		1:42:05 (21)
21	4:49	22	4:51	23	4:50	24	5:00	25	4:52	26	5:00	27	4:57	28	5:00	29	4:56	30	5:04
	1:46:54 (21)		1:51:45 (19)		1:56:35 (17)		2:01:35 (17)		2:06:27 (17)		2:11:27 (16)		2:16:24 (16)		2:21:24 (16)		2:26:20 (14)		2:31:24 (13)
31	4:54	32	4:59	33	4:53	34	5:02	35	4:52	36	5:06	37	4:57	38	5:02	39	5:00	40	5:09
	2:36:18 (12)		2:41:17 (10)		2:46:10 (9)		2:51:12 (9)		2:56:04 (9)		3:01:10 (9)		3:06:07 (9)		3:11:09 (9)		3:16:09 (9)		3:21:18 (9)
41	4:58	42	5:02	43	5:04	44	5:10	45	4:57	46	5:06	47	4:58	48	5:08	49	4:56		
	3:26:16 (9)		3:31:18 (9)		3:36:22 (8)		3:41:32 (8)		3:46:29 (8)		3:51:35 (8)		3:56:33 (8)		4:01:41 (8)		4:06:37 (8)		

9 Maryan ZAKALNYTSKYI										UKR	19 Aug 94	4:12:28							
1	5:11	2	4:58	3	4:59	4	5:04	5	4:58	6	5:00	7	4:58	8	4:59	9	4:56	10	5:00
	5:11 (16)		10:09 (14)		15:08 (14)		20:12 (10)		25:10 (11)		30:10 (11)		35:08 (12)		40:07 (12)		45:03 (12)		50:03 (11)
11	4:58	12	4:58	13	4:57	14	5:02	15	5:02	16	5:01	17	5:01	18	5:00	19	4:56	20	5:01
	55:01 (12)		59:59 (11)		1:04:56 (9)		1:09:58 (8)		1:15:00 (9)		1:20:01 (7)		1:25:02 (8)		1:30:02 (8)		1:34:58 (7)		1:39:59 (10)
21	4:56	22	5:02	23	4:55	24	4:59	25	4:58	26	4:57	27	4:58	28	5:01	29	4:57	30	5:01
	1:44:55 (10)		1:49:57 (9)		1:54:52 (7)		1:59:51 (7)		2:04:49 (8)		2:09:46 (6)		2:14:44 (6)		2:19:45 (5)		2:24:42 (6)		2:29:43 (5)
31	4:58	32	5:00	33	4:59	34	4:58	35	4:58	36	5:01	37	5:02	38	5:05	39	5:07	40	5:11
	2:34:41 (6)		2:39:41 (5)		2:44:40 (5)		2:49:38 (5)		2:54:36 (5)		2:59:37 (5)		3:04:39 (5)		3:09:44 (6)		3:14:51 (7)		3:20:02 (7)
41	5:17	42	5:35	43	5:44	44	5:31	45	5:23	46	5:13	47	5:03	48	4:56	49	4:56		
	3:25:19 (8)		3:30:54 (8)		3:36:38 (9)		3:42:09 (10)		3:47:32 (10)		3:52:45 (10)		3:57:48 (9)		4:02:44 (9)		4:07:40 (9)		



**RACE ANALYSIS**  
**50 Kilometres Race Walk Men**

ATHLETE DUNFEE INTERMEDIATE TIMES UPDATED

10 Narcis Stefan MIHAILA										ROU 4 Aug 87										4:13:56																																																																																																				
1	5:22	2	5:07	3	5:05	4	5:09	5	5:06	6	5:09	7	5:06	8	5:08	9	5:04	10	5:08	11	5:02	12	5:02	13	5:07	14	5:04	15	5:07	16	5:05	17	5:03	18	5:07	19	5:02	20	5:08	21	5:07	22	5:06	23	5:01	24	5:02	25	4:58	26	5:00	27	5:00	28	5:00	29	4:59	30	4:59	31	4:58	32	4:59	33	4:55	34	5:00	35	4:54	36	4:58	37	4:56	38	5:02	39	4:58	40	5:00	41	4:53	42	5:00	43	4:59	44	5:11	45	5:10	46	5:19	47	5:17	48	5:22	49	5:20			3:26:56 (10)	3:31:56 (10)	3:36:55 (10)	3:42:06 (9)	3:47:16 (9)	3:52:35 (9)	3:57:52 (10)	4:03:14 (10)	4:08:34 (10)												

11 Quentin REW										NZL 16 Jul 84										4:15:54																																																																																																				
1	5:20	2	5:06	3	4:59	4	5:05	5	4:58	6	5:06	7	5:00	8	5:01	9	5:00	10	5:04	11	5:05	12	5:09	13	5:07	14	5:10	15	5:01	16	5:03	17	5:00	18	5:04	19	5:00	20	5:02	21	5:05	22	5:09	23	5:01	24	5:02	25	5:04	26	5:13	27	5:09	28	5:11	29	5:06	30	5:05	31	4:58	32	5:02	33	4:58	34	5:07	35	5:06	36	5:13	37	5:08	38	5:10	39	5:08	40	5:12	41	5:02	42	5:06	43	5:03	44	5:05	45	5:13	46	5:22	47	5:17	48	5:18	49	5:26			3:28:29 (11)	3:33:35 (11)	3:38:38 (11)	3:43:43 (11)	3:48:56 (11)	3:54:18 (11)	3:59:35 (11)	4:04:53 (11)	4:10:19 (11)												

12 Ato IBÁÑEZ										SWE 14 Nov 85										4:17:04																																																																																																				
1	5:17	2	5:08	3	5:01	4	5:05	5	5:01	6	5:06	7	5:03	8	5:01	9	5:03	10	5:11	11	4:58	12	5:04	13	5:03	14	5:10	15	5:00	16	4:59	17	4:58	18	5:00	19	5:00	20	5:01	21	4:56	22	4:55	23	4:56	24	10:06	25	4:53	26	4:53	27	4:56	28	4:53	29	4:52	30	4:58	31	4:56	32	4:58	33	4:54	34	5:02	35	5:00	36	5:03	37	4:57	38	5:04	39	5:03	40	5:09	41	5:04	42	5:07	43	5:04	44	5:12	45	5:09	46	5:09	47	5:07	48	5:12	49	5:11			3:30:37 (13)	3:35:44 (12)	3:40:48 (12)	3:46:00 (12)	3:51:09 (12)	3:56:18 (12)	4:01:25 (12)	4:06:37 (12)	4:11:48 (12)												

13 Rafat AUGUSTYN										POL 14 May 84										4:20:25																																																																																																				
1	5:07	2	5:03	3	4:59	4	5:05	5	5:00	6	5:07	7	5:02	8	5:04	9	5:02	10	5:11	11	5:06	12	5:11	13	5:06	14	5:12	15	5:03	16	5:07	17	5:03	18	5:05	19	5:01	20	5:06	21	5:04	22	5:08	23	5:01	24	5:05	25	5:02	26	5:07	27	5:04	28	5:10	29	5:07	30	5:14	31	5:08	32	5:15	33	5:11	34	5:19	35	5:12	36	5:18	37	5:36	38	5:45	39	5:22	40	5:25	41	5:22	42	5:29	43	5:24	44	5:29	45	5:21	46	5:31	47	5:31	48	5:33	49	5:14			3:31:35 (15)	3:37:04 (15)	3:42:28 (15)	3:47:57 (15)	3:53:18 (13)	3:58:49 (13)	4:04:20 (13)	4:09:53 (13)	4:15:07 (13)												

14 Mathieu BILODEAU										CAN 27 Nov 83										4:21:13																																																																																																				
1	5:20	2	5:07	3	5:03	4	5:07	5	5:07	6	5:09	7	5:08	8	5:09	9	5:04	10	5:11	11	5:05	12	5:11	13	5:05	14	5:11	15	5:08	16	5:06	17	5:09	18	5:09	19	5:02	20	5:08	21	5:02	22	5:05	23	5:05	24	5:05	25	5:03	26	5:03	27	4:59	28	5:07	29	5:01	30	5:09	31	4:57	32	5:03	33	5:01	34	5:11	35	5:08	36	5:20	37	5:10	38	5:15	39	5:15	40	5:19	41	5:16	42	5:45	43	5:32	44	6:21	45	5:34	46	6:59	47	5:12	48	5:16	49	5:14			3:30:13 (12)	3:35:58 (13)	3:41:30 (13)	3:47:51 (13)	3:53:25 (14)	4:00:24 (15)	4:05:36 (15)	4:10:52 (14)	4:16:06 (14)												





**RACE ANALYSIS**  
**50 Kilometres Race Walk Men**

**ATHLETE DUNFEE INTERMEDIATE TIMES UPDATED**

15 Artur MASTIANICA										LTU		30 Jul 92		4:21:54					
1	5:14	2	5:11	3	5:02	4	5:14	5	5:06	6	5:10	7	5:06	8	5:10	9	5:05	10	5:10
	5:14 (21)		10:25 (28)		15:27 (32)		20:41 (36)		25:47 (36)		30:57 (36)		36:03 (37)		41:13 (41)		46:18 (41)		51:28 (41)
11	5:09	12	5:10	13	5:06	14	5:10	15	5:08	16	5:14	17	5:09	18	5:07	19	5:10	20	5:10
	56:37 (40)		1:01:47 (37)		1:06:53 (37)		1:12:03 (34)		1:17:11 (34)		1:22:25 (34)		1:27:34 (32)		1:32:41 (32)		1:37:51 (31)		1:43:01 (31)
21	5:08	22	5:12	23	5:06	24	5:09	25	5:04	26	5:13	27	5:10	28	5:08	29	5:01	30	5:11
	1:48:09 (30)		1:53:21 (31)		1:58:27 (31)		2:03:36 (25)		2:08:40 (24)		2:13:53 (25)		2:19:03 (25)		2:24:11 (24)		2:29:12 (21)		2:34:23 (22)
31	5:05	32	5:09	33	5:08	34	5:16	35	5:15	36	5:32	37	5:29	38	5:34	39	5:52	40	6:02
	2:39:28 (21)		2:44:37 (20)		2:49:45 (20)		2:55:01 (19)		3:00:16 (18)		3:05:48 (19)		3:11:17 (18)		3:16:51 (18)		3:22:43 (19)		3:28:45 (18)
41	5:45	42	5:20	43	5:09	44	5:13	45	5:17	46	5:37	47	5:36	48	5:14	49	5:04		
	3:34:30 (18)		3:39:50 (18)		3:44:59 (18)		3:50:12 (18)		3:55:29 (17)		4:01:06 (18)		4:06:42 (18)		4:11:56 (16)		4:17:00 (16)		

16 Michele ANTONELLI										ITA		23 May 94		4:22:20					
1	5:25	2	5:12	3	5:06	4	5:07	5	5:07	6	5:09	7	4:58	8	5:09	9	5:04	10	5:09
	5:25 (43)		10:37 (44)		15:43 (45)		20:50 (45)		25:57 (42)		31:06 (43)		36:04 (42)		41:13 (40)		46:17 (39)		51:26 (37)
11	5:09	12	5:08	13	5:07	14	5:09	15	5:09	16	5:12	17	5:13	18	5:07	19	5:05	20	5:10
	56:35 (37)		1:01:43 (35)		1:06:50 (34)		1:11:59 (32)		1:17:08 (31)		1:22:20 (31)		1:27:33 (29)		1:32:40 (30)		1:37:45 (29)		1:42:55 (30)
21	5:20	22	5:03	23	5:08	24	5:10	25	5:04	26	5:10	27	5:07	28	5:10	29	5:08	30	5:06
	1:48:15 (31)		1:53:18 (30)		1:58:26 (29)		2:03:36 (26)		2:08:40 (25)		2:13:50 (24)		2:18:57 (24)		2:24:07 (23)		2:29:15 (22)		2:34:21 (21)
31	5:04	32	5:07	33	5:04	34	5:03	35	4:58	36	5:07	37	5:08	38	5:14	39	5:10	40	5:22
	2:39:25 (20)		2:44:32 (18)		2:49:36 (18)		2:54:39 (18)		2:59:37 (16)		3:04:44 (16)		3:09:52 (16)		3:15:06 (15)		3:20:16 (14)		3:25:38 (14)
41	5:23	42	5:28	43	5:30	44	5:52	45	5:55	46	5:55	47	5:40	48	5:47	49	5:33		
	3:31:01 (14)		3:36:29 (14)		3:41:59 (14)		3:47:51 (14)		3:53:46 (15)		3:59:41 (14)		4:05:21 (14)		4:11:08 (15)		4:16:41 (15)		

17 Alexandros PAPAMICHAIL										GRE		18 Sep 88		4:22:39					
1	5:14	2	5:00	3	5:03	4	5:07	5	5:05	6	5:08	7	5:08	8	5:08	9	5:04	10	5:07
	5:14 (20)		10:14 (19)		15:17 (20)		20:24 (23)		25:29 (25)		30:37 (25)		35:45 (26)		40:53 (26)		45:57 (26)		51:04 (24)
11	5:06	12	5:09	13	5:08	14	5:10	15	5:09	16	5:07	17	5:00	18	5:07	19	5:03	20	5:08
	56:10 (24)		1:01:19 (24)		1:06:27 (24)		1:11:37 (22)		1:16:46 (23)		1:21:53 (24)		1:26:53 (24)		1:32:00 (22)		1:37:03 (24)		1:42:11 (25)
21	5:09	22	5:04	23	5:06	24	5:08	25	5:08	26	5:09	27	5:05	28	5:10	29	6:06	30	5:12
	1:47:20 (24)		1:52:24 (24)		1:57:30 (24)		2:02:38 (22)		2:07:46 (22)		2:12:55 (22)		2:18:00 (22)		2:23:10 (22)		2:29:16 (23)		2:34:28 (23)
31	5:12	32	5:17	33	5:18	34	5:22	35	5:17	36	5:20	37	5:23	38	5:28	39	5:23	40	5:31
	2:39:40 (22)		2:44:57 (21)		2:50:15 (21)		2:55:37 (21)		3:00:54 (20)		3:06:14 (20)		3:11:37 (20)		3:17:05 (19)		3:22:28 (18)		3:27:59 (17)
41	5:26	42	5:30	43	5:32	44	5:36	45	5:32	46	5:30	47	5:29	48	5:29	49	5:23		
	3:33:25 (17)		3:38:55 (17)		3:44:27 (17)		3:50:03 (17)		3:55:35 (18)		4:01:05 (17)		4:06:34 (16)		4:12:03 (17)		4:17:26 (17)		

18 Horaci NAVA										MEX		20 Jan 82		4:24:16					
1	5:06	2	5:01	3	5:00	4	5:05	5	4:58	6	4:58	7	4:57	8	4:58	9	4:56	10	5:01
	5:06 (6)		10:07 (8)		15:07 (8)		20:12 (9)		25:10 (9)		30:08 (9)		35:05 (7)		40:03 (9)		44:59 (8)		50:00 (8)
11	4:52	12	4:58	13	4:58	14	5:07	15	5:03	16	5:01	17	4:56	18	5:01	19	4:56	20	5:03
	54:52 (8)		59:50 (5)		1:04:48 (5)		1:09:55 (4)		1:14:58 (5)		1:19:59 (6)		1:24:55 (6)		1:29:56 (6)		1:34:52 (6)		1:39:55 (5)
21	4:59	22	5:04	23	4:56	24	5:01	25	5:00	26	5:03	27	5:04	28	5:11	29	5:15	30	5:22
	1:44:54 (7)		1:49:58 (10)		1:54:54 (10)		1:59:55 (10)		2:04:55 (9)		2:09:58 (9)		2:15:02 (9)		2:20:13 (10)		2:25:28 (12)		2:30:50 (12)
31	5:22	32	5:23	33	5:20	34	5:28	35	5:25	36	5:38	37	5:37	38	5:38	39	5:39	40	5:46
	2:36:12 (10)		2:41:35 (11)		2:46:55 (11)		2:52:23 (12)		2:57:48 (12)		3:03:26 (12)		3:09:03 (12)		3:14:41 (14)		3:20:20 (15)		3:26:06 (15)
41	5:40	42	5:47	43	5:46	44	5:51	45	5:48	46	5:50	47	5:49	48	5:47	49	5:55		
	3:31:46 (16)		3:37:33 (16)		3:43:19 (16)		3:49:10 (16)		3:54:58 (16)		4:00:48 (16)		4:06:37 (17)		4:12:24 (18)		4:18:19 (18)		

19 Marc TUR										ESP		30 Nov 94		4:24:38					
1	5:22	2	5:11	3	5:05	4	5:10	5	5:03	6	5:08	7	5:04	8	5:07	9	5:04	10	5:11
	5:22 (38)		10:33 (40)		15:38 (41)		20:48 (41)		25:51 (38)		30:59 (38)		36:03 (38)		41:10 (36)		46:14 (34)		51:25 (35)
11	5:05	12	5:10	13	5:05	14	5:07	15	5:00	16	5:04	17	5:02	18	5:06	19	5:03	20	5:03
	56:30 (32)		1:01:40 (31)		1:06:45 (30)		1:11:52 (27)		1:16:52 (27)		1:21:56 (27)		1:26:58 (26)		1:32:04 (26)		1:37:07 (26)		1:42:10 (22)
21	5:07	22	5:07	23	5:04	24	5:08	25	5:00	26	5:08	27	5:16	28	9:59	29	5:03	30	5:08
	1:47:17 (22)		1:52:24 (25)		1:57:28 (23)		2:02:36 (21)		2:07:36 (21)		2:12:44 (21)		2:18:00 (21)		2:27:59 (33)		2:33:02 (32)		2:38:10 (31)
31	5:08	32	5:21	33	5:17	34	5:18	35	5:15	36	5:20	37	5:14	38	5:26	39	5:15	40	5:31
	2:43:18 (29)		2:48:39 (29)		2:53:56 (27)		2:59:14 (26)		3:04:29 (25)		3:09:49 (23)		3:15:03 (22)		3:20:29 (22)		3:25:44 (21)		3:31:15 (20)
41	5:15	42	5:17	43	5:23	44	5:30	45	5:16	46	5:22	47	5:29	48	5:23	49	5:11		
	3:36:30 (20)		3:41:47 (20)		3:47:10 (20)		3:52:40 (19)		3:57:56 (19)		4:03:18 (19)		4:08:47 (19)		4:14:10 (19)		4:19:21 (19)		



**RACE ANALYSIS**  
**50 Kilometres Race Walk Men**

**ATHLETE DUNFEE INTERMEDIATE TIMES UPDATED**

**20 Jarkko KINNUNEN**

FIN 19 Jan 84 **4:25:36**

1	5:16	2	5:09	3	5:02	4	5:08	5	5:08	6	5:10	7	5:09	8	5:07	9	5:07	10	5:10
	5:16 (26)		10:25 (26)		15:27 (29)		20:35 (28)		25:43 (29)		30:53 (33)		36:02 (33)		41:09 (32)		46:16 (37)		51:26 (38)
11	5:08	12	5:17	13	5:05	14	5:13	15	5:12	16	5:32	17	5:07	18	5:14	19	5:12	20	5:16
	56:34 (36)		1:01:51 (39)		1:06:56 (39)		1:12:09 (36)		1:17:21 (36)		1:22:53 (36)		1:28:00 (35)		1:33:14 (35)		1:38:26 (34)		1:43:42 (34)
21	5:13	22	5:20	23	5:18	24	5:25	25	5:21	26	5:25	27	5:23	28	5:26	29	5:23	30	5:26
	1:48:55 (34)		1:54:15 (33)		1:59:33 (33)		2:04:58 (30)		2:10:19 (30)		2:15:44 (31)		2:21:07 (32)		2:26:33 (31)		2:31:56 (29)		2:37:22 (29)
31	5:22	32	5:40	33	5:19	34	5:24	35	5:22	36	5:22	37	5:21	38	5:33	39	5:22	40	5:27
	2:42:44 (27)		2:48:24 (28)		2:53:43 (26)		2:59:07 (25)		3:04:29 (24)		3:09:51 (24)		3:15:12 (23)		3:20:45 (23)		3:26:07 (22)		3:31:34 (21)
41	5:25	42	5:30	43	5:29	44	5:31	45	5:25	46	5:22	47	5:23	48	5:25	49	5:17		
	3:36:59 (21)		3:42:29 (21)		3:47:58 (21)		3:53:29 (21)		3:58:54 (21)		4:04:16 (20)		4:09:39 (20)		4:15:04 (20)		4:20:21 (20)		

> ~ >

**21 Arnis RUMBENIEKS**

LAT 4 Apr 88 **4:28:18**

1	5:23	2	5:08	3	5:05	4	5:10	5	5:12	6	5:08	7	4:57	8	5:10	9	5:04	10	5:09
	5:23 (39)		10:31 (39)		15:36 (40)		20:46 (40)		25:58 (44)		31:06 (41)		36:03 (39)		41:13 (39)		46:17 (40)		51:26 (36)
11	5:04	12	5:12	13	5:04	14	5:08	15	5:07	16	5:09	17	5:10	18	5:11	19	5:05	20	5:09
	56:30 (34)		1:01:42 (33)		1:06:46 (31)		1:11:54 (28)		1:17:01 (28)		1:22:10 (28)		1:27:20 (28)		1:32:31 (28)		1:37:36 (28)		1:42:45 (28)
21	5:05	22	5:12	23	5:14	24	5:21	25	5:11	26	5:15	27	5:14	28	5:18	29	5:18	30	5:22
	1:47:50 (28)		1:53:02 (28)		1:58:16 (27)		2:03:37 (27)		2:08:48 (27)		2:14:03 (26)		2:19:17 (26)		2:24:35 (25)		2:29:53 (24)		2:35:15 (24)
31	5:21	32	5:22	33	5:23	34	5:22	35	5:17	36	5:22	37	5:27	38	5:40	39	5:36	40	5:42
	2:40:36 (24)		2:45:58 (24)		2:51:21 (23)		2:56:43 (23)		3:02:00 (21)		3:07:22 (21)		3:12:49 (21)		3:18:29 (20)		3:24:05 (20)		3:29:47 (19)
41	5:42	42	5:51	43	5:49	44	5:58	45	5:44	46	5:43	47	5:49	48	5:57	49	5:58		
	3:35:29 (19)		3:41:20 (19)		3:47:09 (19)		3:53:07 (20)		3:58:51 (20)		4:04:34 (21)		4:10:23 (21)		4:16:20 (21)		4:22:18 (21)		

>

**22 Artur BRZOZOWSKI**

POL 29 Mar 85 **4:30:17**

1	5:14	2	5:00	3	4:57	4	5:02	5	4:59	6	5:06	7	5:03	8	5:01	9	5:03	10	5:05
	5:14 (19)		10:14 (18)		15:11 (17)		20:13 (15)		25:12 (15)		30:18 (15)		35:21 (17)		40:22 (17)		45:25 (17)		50:30 (18)
11	5:01	12	5:05	13	5:04	14	10:13	15	4:57	16	4:59	17	4:52	18	5:02	19	4:52	20	5:00
	55:31 (17)		1:00:36 (17)		1:05:40 (16)		1:15:53 (45)		1:20:50 (43)		1:25:49 (42)		1:30:41 (40)		1:35:43 (40)		1:40:35 (38)		1:45:35 (38)
21	4:59	22	5:02	23	4:54	24	5:02	25	4:57	26	5:00	27	5:02	28	5:05	29	5:36	30	5:12
	1:50:34 (36)		1:55:36 (35)		2:00:30 (34)		2:05:32 (32)		2:10:29 (32)		2:15:29 (30)		2:20:31 (29)		2:25:36 (28)		2:31:12 (28)		2:36:24 (27)
31	5:30	32	5:26	33	6:15	34	5:45	35	5:54	36	7:03	37	6:21	38	7:35	39	6:47	40	5:41
	2:41:54 (26)		2:47:20 (26)		2:53:35 (25)		2:59:20 (27)		3:05:14 (26)		3:12:17 (26)		3:18:38 (27)		3:26:13 (26)		3:33:00 (25)		3:38:41 (24)
41	5:33	42	5:22	43	5:00	44	5:10	45	5:02	46	5:09	47	5:02	48	5:09	49	5:11		
	3:44:14 (23)		3:49:36 (23)		3:54:36 (23)		3:59:46 (23)		4:04:48 (23)		4:09:57 (23)		4:14:59 (23)		4:20:08 (23)		4:25:19 (23)		

> ~ >

**23 Jonathan HILBERT**

GER 24 Jan 95 **4:30:43**

1	5:25	2	5:12	3	5:10	4	5:10	5	5:09	6	5:20	7	5:21	8	5:20	9	5:19	10	5:18
	5:25 (44)		10:37 (45)		15:47 (46)		20:57 (46)		26:06 (46)		31:26 (46)		36:47 (46)		42:07 (46)		47:26 (46)		52:44 (45)
11	5:17	12	5:25	13	5:22	14	5:27	15	5:20	16	5:22	17	5:20	18	5:20	19	5:14	20	5:17
	58:01 (44)		1:03:26 (44)		1:08:48 (44)		1:14:15 (42)		1:19:35 (41)		1:24:57 (39)		1:30:17 (38)		1:35:37 (38)		1:40:51 (39)		1:46:08 (39)
21	5:14	22	5:20	23	5:19	24	5:24	25	5:20	26	5:21	27	5:18	28	5:21	29	5:18	30	5:16
	1:51:22 (38)		1:56:42 (36)		2:02:01 (35)		2:07:25 (34)		2:12:45 (34)		2:18:06 (34)		2:23:24 (34)		2:28:45 (34)		2:34:03 (33)		2:39:19 (33)
31	5:16	32	5:19	33	5:17	34	5:21	35	5:19	36	5:24	37	5:20	38	5:23	39	5:25	40	6:05
	2:44:35 (31)		2:49:54 (30)		2:55:11 (29)		3:00:32 (29)		3:05:51 (27)		3:11:15 (25)		3:16:35 (25)		3:21:58 (24)		3:27:23 (23)		3:33:28 (22)
41	5:25	42	5:49	43	5:28	44	5:49	45	5:32	46	6:11	47	5:40	48	6:09	49	5:40		
	3:38:53 (22)		3:44:42 (22)		3:50:10 (22)		3:55:59 (22)		4:01:31 (22)		4:07:42 (22)		4:13:22 (22)		4:19:31 (22)		4:25:11 (22)		

>

**24 Marc MUNDELL**

RSA 7 Jul 83 **4:41:39**

1	5:21	2	5:07	3	5:05	4	5:11	5	5:14	6	5:15	7	5:17	8	5:19	9	5:19	10	5:17
	5:21 (36)		10:28 (36)		15:33 (37)		20:44 (38)		25:58 (45)		31:13 (44)		36:30 (45)		41:49 (45)		47:08 (45)		52:25 (44)
11	5:38	12	5:23	13	5:22	14	5:27	15	5:22	16	5:20	17	5:20	18	5:22	19	5:35	20	5:24
	58:03 (45)		1:03:26 (45)		1:08:48 (43)		1:14:15 (43)		1:19:37 (42)		1:24:57 (40)		1:30:17 (39)		1:35:39 (39)		1:41:14 (40)		1:46:38 (40)
21	5:28	22	5:32	23	5:29	24	5:26	25	5:35	26	5:30	27	5:40	28	5:42	29	5:37	30	5:42
	1:52:06 (39)		1:57:38 (38)		2:03:07 (37)		2:08:33 (35)		2:14:08 (35)		2:19:38 (35)		2:25:18 (35)		2:31:00 (35)		2:36:37 (34)		2:42:19 (34)
31	5:46	32	5:48	33	5:45	34	5:47	35	5:46	36	5:42	37	5:50	38	5:48	39	5:58	40	5:57
	2:48:05 (33)		2:53:53 (33)		2:59:38 (32)		3:05:25 (30)		3:11:11 (29)		3:16:53 (28)		3:22:43 (28)		3:28:31 (27)		3:34:29 (26)		3:40:26 (25)
41	6:06	42	6:03	43	7:35	44	5:56	45	5:42	46	6:26	47	6:21	48	5:56	49	5:55		
	3:46:32 (25)		3:52:35 (25)		4:00:10 (25)		4:06:06 (25)		4:11:48 (25)		4:18:14 (25)		4:24:35 (24)		4:30:31 (24)		4:36:26 (24)		



**RACE ANALYSIS**  
**50 Kilometres Race Walk Men**

**ATHLETE DUNFEE INTERMEDIATE TIMES UPDATED**

**25 Valeriy LITANYUK**

UKR 2 Apr 94 **4:42:18**

1	5:17	2	5:02	3	4:59	4	5:04	5	5:00	6	5:00	7	4:59	8	4:59	9	5:01	10	5:03
	5:17 (29)		10:19 (22)		15:18 (22)		20:22 (21)		25:22 (22)		30:22 (19)		35:21 (16)		40:20 (16)		45:21 (15)		50:24 (15)
11	5:01	12	5:02	13	5:04	14	5:05	15	5:01	16	5:07	17	5:06	18	5:13	19	5:14	20	5:16
	55:25 (15)		1:00:27 (15)		1:05:31 (15)		1:10:36 (14)		1:15:37 (14)		1:20:44 (13)		1:25:50 (15)		1:31:03 (17)		1:36:17 (18)		1:41:33 (18)
21	5:17	22	5:21	23	5:22	24	5:37	25	5:34	26	5:36	27	5:41	28	5:32	29	5:39	30	5:45
	1:46:50 (19)		1:52:11 (21)		1:57:33 (25)		2:03:10 (24)		2:08:44 (26)		2:14:20 (27)		2:20:01 (28)		2:25:33 (27)		2:31:12 (27)		2:36:57 (28)
31	5:48	32	5:34	33	6:03	34	5:50	35	5:43	36	6:28	37	6:03	38	6:14	39	6:15	40	6:46
	2:42:45 (28)		2:48:19 (27)		2:54:22 (28)		3:00:12 (28)		3:05:55 (28)		3:12:23 (27)		3:18:26 (26)		3:24:40 (25)		3:30:55 (24)		3:37:41 (23)
41	6:58	42	6:40	43	6:47	44	6:10	45	7:26	46	6:25	47	6:54	48	6:20	49	5:42		
	3:44:39 (24)		3:51:19 (24)		3:58:06 (24)		4:04:16 (24)		4:11:42 (24)		4:18:07 (24)		4:25:01 (25)		4:31:21 (25)		4:37:03 (25)		

**26 Bence VENERCSÁN**

HUN 8 Jan 96 **4:45:04**

1	5:17	2	5:08	3	5:02	4	5:12	5	5:04	6	5:08	7	5:07	8	5:08	9	5:06	10	5:13
	5:17 (30)		10:25 (30)		15:27 (31)		20:39 (34)		25:43 (31)		30:51 (30)		35:58 (30)		41:06 (31)		46:12 (31)		51:25 (33)
11	5:06	12	5:11	13	5:09	14	5:19	15	5:22	16	5:28	17	5:29	18	5:31	19	5:33	20	5:38
	56:31 (35)		1:01:42 (34)		1:06:51 (36)		1:12:10 (37)		1:17:32 (37)		1:23:00 (38)		1:28:29 (37)		1:34:00 (37)		1:39:33 (37)		1:45:11 (36)
21	5:45	22	5:51	23	6:04	24	5:51	25	6:00	26	6:09	27	5:59	28	5:59	29	6:12	30	6:27
	1:50:56 (37)		1:56:47 (37)		2:02:51 (36)		2:08:42 (36)		2:14:42 (36)		2:20:51 (36)		2:26:50 (36)		2:32:49 (36)		2:39:01 (35)		2:45:28 (35)
31	7:02	32	6:48	33	6:09	34	6:25	35	6:52	36	7:29	37	5:28	38	5:21	39	5:17	40	5:28
	2:52:30 (34)		2:59:18 (34)		3:05:27 (33)		3:11:52 (33)		3:18:44 (32)		3:26:13 (31)		3:31:41 (31)		3:37:02 (30)		3:42:19 (29)		3:47:47 (27)
41	5:55	42	5:57	43	6:32	44	5:42	45	5:30	46	5:31	47	5:29	48	6:05	49	5:26		
	3:53:42 (26)		3:59:39 (26)		4:06:11 (26)		4:11:53 (26)		4:17:23 (26)		4:22:54 (26)		4:28:23 (26)		4:34:28 (26)		4:39:54 (26)		

**27 Hayato KATSUKI**

JPN 28 Nov 90 **4:46:10**

1	5:06	2	5:02	3	5:00	4	5:05	5	5:05	6	5:05	7	5:08	8	5:08	9	5:17	10	5:20
	5:06 (7)		10:08 (11)		15:08 (10)		20:13 (14)		25:18 (18)		30:23 (22)		35:31 (23)		40:39 (24)		45:56 (25)		51:16 (28)
11	5:27	12	5:20	13	5:17	14	5:13	15	5:11	16	5:11	17	5:10	18	5:20	19	5:58	20	5:54
	56:43 (41)		1:02:03 (41)		1:07:20 (40)		1:12:33 (38)		1:17:44 (38)		1:22:55 (37)		1:28:05 (36)		1:33:25 (36)		1:39:23 (36)		1:45:17 (37)
21	7:16	22	8:42	23	9:42	24	8:29	25	8:20	26	7:40	27	7:02	28	6:24	29	5:52	30	5:38
	1:52:33 (40)		2:01:15 (39)		2:10:57 (38)		2:19:26 (37)		2:27:46 (37)		2:35:26 (37)		2:42:28 (37)		2:48:52 (37)		2:54:44 (36)		3:00:22 (36)
31	5:29	32	5:23	33	5:15	34	5:02	35	5:03	36	5:00	37	5:00	38	4:58	39	4:57	40	4:57
	3:05:51 (35)		3:11:14 (35)		3:16:29 (34)		3:21:31 (34)		3:26:34 (33)		3:31:34 (32)		3:36:34 (32)		3:41:32 (31)		3:46:29 (30)		3:51:26 (29)
41	5:03	42	5:18	43	7:10	44	5:29	45	5:24	46	5:26	47	5:24	48	5:17	49	5:07		
	3:56:29 (28)		4:01:47 (28)		4:08:57 (28)		4:14:26 (28)		4:19:50 (28)		4:25:16 (27)		4:30:40 (27)		4:35:57 (27)		4:41:04 (27)		

**28 Rafat SIKORA**

POL 17 Feb 87 **4:50:08**

1	5:14	2	5:13	3	5:03	4	5:09	5	5:05	6	5:09	7	5:09	8	5:07	9	5:03	10	5:13
	5:14 (22)		10:27 (35)		15:30 (35)		20:39 (33)		25:44 (34)		30:53 (32)		36:02 (34)		41:09 (34)		46:12 (33)		51:25 (32)
11	5:05	12	5:10	13	5:04	14	5:07	15	5:00	16	5:02	17	5:00	18	5:08	19	5:02	20	5:08
	56:30 (31)		1:01:40 (30)		1:06:44 (29)		1:11:51 (26)		1:16:51 (26)		1:21:53 (26)		1:26:53 (23)		1:32:01 (24)		1:37:03 (23)		1:42:11 (24)
21	5:13	22	5:24	23	5:29	24	5:36	25	5:36	26	5:26	27	5:36	28	5:48	29	6:03	30	6:15
	1:47:24 (26)		1:52:48 (27)		1:58:17 (28)		2:03:53 (29)		2:09:29 (29)		2:14:55 (29)		2:20:31 (30)		2:26:19 (30)		2:32:22 (31)		2:38:37 (32)
31	7:00	32	6:14	33	6:52	34	6:50	35	7:12	36	7:02	37	7:23	38	6:41	39	7:18	40	6:35
	2:45:37 (32)		2:51:51 (31)		2:58:43 (30)		3:05:33 (31)		3:12:45 (31)		3:19:47 (30)		3:27:10 (30)		3:33:51 (29)		3:41:09 (28)		3:47:44 (26)
41	6:15	42	6:09	43	6:34	44	6:22	45	6:25	46	6:21	47	6:10	48	6:25	49	5:57		
	3:53:59 (27)		4:00:08 (27)		4:06:42 (27)		4:13:04 (27)		4:19:29 (27)		4:25:50 (28)		4:32:00 (28)		4:38:25 (28)		4:44:22 (28)		

**Teodorico CAPORASO**

ITA 14 Sep 87 **DNF**

1	5:09	2	5:04	3	4:58	4	5:04	5	5:01	6	5:02	7	4:57	8	5:02	9	4:56	10	5:02
	5:09 (15)		10:13 (16)		15:11 (18)		20:15 (18)		25:16 (17)		30:18 (16)		35:15 (15)		40:17 (14)		45:13 (14)		50:15 (14)
11	4:57	12	4:57	13	5:02	14	5:03	15	5:02	16	5:03	17	4:58	18	5:01	19	4:59	20	5:02
	55:12 (14)		1:00:09 (14)		1:05:11 (14)		1:10:14 (13)		1:15:16 (13)		1:20:19 (11)		1:25:17 (11)		1:30:18 (11)		1:35:17 (11)		1:40:19 (11)
21	5:04	22	5:06	23	5:03	24	5:03	25	4:53	26	4:56	27	4:56	28	5:09	29	4:59	30	5:22
	1:45:23 (11)		1:50:29 (12)		1:55:32 (12)		2:00:35 (12)		2:05:28 (12)		2:10:24 (12)		2:15:20 (11)		2:20:29 (13)		2:25:28 (11)		2:30:50 (11)
31	5:22	32	5:23	33	5:33	34	6:35												
	2:36:12 (11)		2:41:35 (12)		2:47:08 (12)		2:53:43 (16)												

**Claudio Paulino VILLANUEVA FLOR**

ECU 3 Aug 88 **DNF**

1	5:17	2	5:09	3	5:02	4	5:10	5	5:05	6	5:08	7	5:04	8	5:05	9	5:03	10	5:06
	5:17 (31)		10:26 (31)		15:28 (33)		20:38 (31)		25:43 (30)		30:51 (29)		35:55 (29)		41:00 (29)		46:03 (28)		51:09 (25)
11	4:57	12	5:11	13	4:58	14	4:56	15	5:01	16	4:56	17	4:52	18	4:56	19	4:55	20	4:55
	56:06 (23)		1:01:17 (23)		1:06:15 (23)		1:11:11 (20)		1:16:12 (20)		1:21:08 (17)		1:26:00 (17)		1:30:56 (16)		1:35:51 (15)		1:40:46 (12)
21	4:51	22	4:45	23	4:43	24	4:42	25	4:36	26	4:51	27	4:56	28	5:05	29	5:12	30	5:25
	1:45:37 (12)		1:50:22 (11)		1:55:05 (11)		1:59:47 (4)		2:04:23 (2)		2:09:14 (2)		2:14:10 (2)		2:19:15 (2)		2:24:27 (4)		2:29:52 (6)
31	5:25	32	5:36	33	5:34	34	5:48	35	7:23	36	5:50	37	6:07	38	7:41				
	2:35:17 (7)		2:40:53 (8)		2:46:27 (10)		2:52:15 (11)		2:59:38 (17)		3:05:28 (18)		3:11:35 (19)		3:19:16 (21)				



**RACE ANALYSIS**  
**50 Kilometres Race Walk Men**

**ATHLETE DUNFEE INTERMEDIATE TIMES UPDATED**

**Andrés CHOCHO**

ECU

4 Nov 83

**DNF**

1	5:06	2	5:03	3	4:59	4	5:04	5	4:58	6	5:00	7	4:57	8	5:00	9	4:55	10	5:00
	5:06 (9)		10:09 (13)		15:08 (11)		20:12 (11)		25:10 (10)		30:10 (10)		35:07 (10)		40:07 (11)		45:02 (10)		50:02 (10)
11	4:55	12	4:57	13	4:58	14	5:03	15	5:03	16	5:04	17	4:59	18	5:00	19	4:57	20	5:00
	54:57 (10)		59:54 (8)		1:04:52 (7)		1:09:55 (6)		1:14:58 (4)		1:20:02 (9)		1:25:01 (7)		1:30:01 (7)		1:34:58 (8)		1:39:58 (9)
21	4:56	22	5:02	23	4:56	24	4:58	25	4:57	26	5:03	27	5:02	28	5:05	29	5:07	30	5:09
	1:44:54 (9)		1:49:56 (6)		1:54:52 (6)		1:59:50 (6)		2:04:47 (6)		2:09:50 (8)		2:14:52 (7)		2:19:57 (7)		2:25:04 (8)		2:30:13 (8)

**Yohann DINIZ**

FRA

1 Jan 78

**DNF**

1	5:07	2	5:01	3	4:50	4	4:50	5	4:54	6	4:59	7	4:55	8	4:47	9	4:52	10	4:58
	5:07 (13)		10:08 (9)		14:58 (5)		19:48 (5)		24:42 (4)		29:41 (2)		34:36 (2)		39:23 (2)		44:15 (2)		49:13 (2)
11	5:30	12	5:21	13	5:00	14	5:04	15	5:08	16	5:09								
	54:43 (5)		1:00:04 (12)		1:05:04 (13)		1:10:08 (12)		1:15:16 (12)		1:20:25 (12)								

**José Ignacio DÍAZ**

ESP

22 Nov 79

**DNF**

1	5:26	2	5:10	3	5:07	4	5:07	5	5:07	6	5:06	7	5:01	8	5:09	9	5:03	10	5:11
	5:26 (45)		10:36 (42)		15:43 (44)		20:50 (42)		25:57 (41)		31:03 (40)		36:04 (41)		41:13 (38)		46:16 (38)		51:27 (39)
11	5:08	12	5:09	13	5:06	14	5:11	15	5:08	16	5:12	17	5:12	18	5:08	19	5:11	20	5:20
	56:35 (38)		1:01:44 (36)		1:06:50 (35)		1:12:01 (33)		1:17:09 (33)		1:22:21 (32)		1:27:33 (31)		1:32:41 (31)		1:37:52 (32)		1:43:12 (32)
21	5:22	22	5:47																
	1:48:34 (32)		1:54:21 (34)																

**Qin WANG**

CHN

8 May 94

**DNF**

1	5:06	2	5:00	3	5:01	4	5:05	5	4:57	6	4:59	7	4:57	8	4:57	9	4:58	10	5:00
	5:06 (5)		10:06 (5)		15:07 (7)		20:12 (8)		25:09 (7)		30:08 (6)		35:05 (9)		40:02 (7)		45:00 (9)		50:00 (7)
11	4:52	12	4:58	13	4:59	14	5:06	15	5:03	16	4:58	17	4:54	18	4:52	19	4:56	20	4:59
	54:52 (7)		59:50 (7)		1:04:49 (6)		1:09:55 (5)		1:14:58 (6)		1:19:56 (3)		1:24:50 (3)		1:29:42 (3)		1:34:38 (3)		1:39:37 (3)
21	4:57	22	5:02	23	4:56	24	5:02	25	4:59	26	5:01	27	5:00	28	5:35	29	5:45	30	5:59
	1:44:34 (3)		1:49:36 (2)		1:54:32 (2)		1:59:34 (2)		2:04:33 (4)		2:09:34 (4)		2:14:34 (5)		2:20:09 (8)		2:25:54 (13)		2:31:53 (15)
31	5:47	32	6:01	33	6:02	34	6:03	35	6:21										
	2:37:40 (16)		2:43:41 (17)		2:49:43 (19)		2:55:46 (22)		3:02:07 (22)										

**Máté HELEBRANDT**

HUN

12 Jan 89

**DNF**

1	5:16	2	5:09	3	5:02	4	5:11	5	5:06	6	5:08	7	5:06	8	5:08	9	5:05	10	5:14
	5:16 (27)		10:25 (29)		15:27 (30)		20:38 (30)		25:44 (32)		30:52 (31)		35:58 (31)		41:06 (30)		46:11 (30)		51:25 (30)
11	5:04	12	5:11	13	5:07	14	5:11	15	5:10	16	5:14	17	5:11	18	5:06	19	5:06	20	5:05
	56:29 (29)		1:01:40 (29)		1:06:47 (33)		1:11:58 (31)		1:17:08 (32)		1:22:22 (33)		1:27:33 (30)		1:32:39 (29)		1:37:45 (30)		1:42:50 (29)
21	5:05	22	5:17	23	5:14	24	5:23	25	5:12	26	5:23	27	5:21	28	5:22	29	5:24	30	5:29
	1:47:55 (29)		1:53:12 (29)		1:58:26 (30)		2:03:49 (28)		2:09:01 (28)		2:14:24 (28)		2:19:45 (27)		2:25:07 (26)		2:30:31 (26)		2:36:00 (26)
31	5:33	32	5:36	33	5:31	34	5:35	35	5:34	36	5:43	37	5:42						
	2:41:33 (25)		2:47:09 (25)		2:52:40 (24)		2:58:15 (24)		3:03:49 (23)		3:09:32 (22)		3:15:14 (24)						

**Dzmitry DZIUBIN**

BLR

12 Jul 90

**DNF**

1	5:07	2	5:01	3	5:00	4	5:05	5	4:58	6	5:01	7	5:01	8	5:05	9	5:07	10	5:16
	5:07 (12)		10:08 (12)		15:08 (13)		20:13 (12)		25:11 (13)		30:12 (13)		35:13 (13)		40:18 (15)		45:25 (21)		50:41 (22)
11	5:32	12	5:44																
	56:13 (25)		1:01:57 (40)																

**Veli-Matti PARTANEN**

FIN

28 Oct 91

**DNF**

1	5:16	2	5:04	3	5:06	4	5:14	5	5:05	6	5:09	7	5:09	8	5:13	9	5:11	10	5:20
	5:16 (25)		10:20 (24)		15:26 (27)		20:40 (35)		25:45 (35)		30:54 (35)		36:03 (36)		41:16 (43)		46:27 (43)		51:47 (42)
11	5:22	12	5:36	13	5:30	14	5:45	15	5:27	16	5:47	17	5:29						
	57:09 (42)		1:02:45 (43)		1:08:15 (42)		1:14:00 (41)		1:19:27 (40)		1:25:14 (41)		1:30:43 (41)						

**Isaac PALMA**

MEX

26 Oct 90

**DNF**

1	4:59	2	4:57	3	4:54	4	4:56	5	4:56	6	4:59	7	4:56	8	4:55	9	4:57	10	5:00
	4:59 (4)		9:56 (4)		14:50 (4)		19:46 (4)		24:42 (5)		29:41 (5)		34:37 (5)		39:32 (5)		44:29 (5)		49:29 (5)
11	5:00	12	5:01	13	4:59	14	4:59	15	4:57	16	4:57	17	4:49	18	4:56	19	4:56	20	6:43
	54:29 (4)		59:30 (4)		1:04:29 (3)		1:09:28 (2)		1:14:25 (2)		1:21:09 (18)		1:25:58 (16)		1:30:54 (15)		1:35:50 (12)		1:42:33 (26)
21	4:50	22	4:52	23	4:59														
	1:47:23 (25)		1:52:15 (22)		1:57:14 (21)														



**RACE ANALYSIS**  
**50 Kilometres Race Walk Men**

**ATHLETE DUNFEE INTERMEDIATE TIMES UPDATED**

**Ivan BANZERUK**

UKR

9 Feb 90

**DNF**

1	5:14	2	4:59	3	4:58	4	5:02	5	4:59	6	5:03	7	4:58	8	4:59	9	4:56	10	4:59	
	5:14 (17)		10:13 (17)		15:11 (16)		20:13 (16)		25:12 (14)		30:15 (14)		35:13 (14)		40:12 (13)		45:08 (13)		50:07 (13)	
11	4:57	12	5:02	13	4:58	14	4:58	15	4:58	16	5:01	17	5:01	18	5:01	19	4:56	20	4:59	
	55:04 (13)		1:00:06 (13)		1:05:04 (12)		1:10:02 (11)		1:15:00 (10)		1:20:01 (8)		1:25:02 (9)		1:30:03 (9)		1:34:59 (10)		1:39:58 (8)	
21	4:56	22	5:03	23	4:56	24	5:04	25	5:05	26	5:09	27	5:14	28	5:31	29	5:43	30	5:55	
	1:44:54 (6)		1:49:57 (8)		1:54:53 (9)		1:59:57 (11)		2:05:02 (11)		2:10:11 (11)		2:15:25 (13)		2:20:56 (15)		2:26:39 (16)		2:32:34 (18)	
31	6:41	32	6:19																	
	2:39:15 (19)		2:45:34 (23)																	

**Matej TÓTH**

SVK

10 Feb 83

**DNF**

1	4:59	2	4:57	3	4:53	4	4:57	5	4:56	6	4:59	7	4:55	8	4:55	9	4:57	10	5:00
	4:59 (2)		9:56 (2)		14:49 (2)		19:46 (2)		24:42 (2)		29:41 (3)		34:36 (3)		39:31 (3)		44:28 (3)		49:28 (3)
11	5:00	12	5:01	13	5:00	14	4:59	15	4:57	16	5:00	17	5:03	18	5:02	19	5:22	20	5:03
	54:28 (2)		59:29 (2)		1:04:29 (2)		1:09:28 (3)		1:14:25 (3)		1:19:25 (2)		1:24:28 (2)		1:29:30 (2)		1:34:52 (5)		1:39:55 (6)
21	4:59	22	5:03	23	4:54	24	5:00	25	5:06	26	5:13	27	5:14	28	5:20				
	1:44:54 (8)		1:49:57 (7)		1:54:51 (5)		1:59:51 (8)		2:04:57 (10)		2:10:10 (10)		2:15:24 (12)		2:20:44 (14)				

**Tomohiro NODA**

JPN

24 Jan 96

**DNF**

1	4:59	2	4:57	3	4:54	4	4:56	5	4:56	6	4:59	7	4:55	8	4:56	9	4:56	10	5:00
	4:59 (3)		9:56 (3)		14:50 (3)		19:46 (3)		24:42 (3)		29:41 (4)		34:36 (4)		39:32 (4)		44:28 (4)		49:28 (4)
11	5:00	12	5:01	13	5:29	14	8:37												
	54:28 (3)		59:29 (3)		1:04:58 (11)		1:13:35 (40)												

**Nathaniel SEILER**

GER

6 Apr 96

**DNF**

1	5:24	2	5:12	3	5:07	4	5:07	5	5:07	6	5:09	7	4:59	8	5:09	9	5:04	10	5:09
	5:24 (41)		10:36 (43)		15:43 (43)		20:50 (43)		25:57 (43)		31:06 (42)		36:05 (43)		41:14 (42)		46:18 (42)		51:27 (40)
11	5:09	12	5:11	13	5:06	14	5:13	15	5:06	16	5:15	17	5:08	18	5:10	19	5:11	20	5:23
	56:36 (39)		1:01:47 (38)		1:06:53 (38)		1:12:06 (35)		1:17:12 (35)		1:22:27 (35)		1:27:35 (34)		1:32:45 (33)		1:37:56 (33)		1:43:19 (33)
21	5:20	22	5:28	23	5:22	24	5:31	25	5:19	26	5:28	27	5:20	28	5:29	29	5:35	30	5:48
	1:48:39 (33)		1:54:07 (32)		1:59:29 (32)		2:05:00 (31)		2:10:19 (31)		2:15:47 (32)		2:21:07 (33)		2:26:36 (32)		2:32:11 (30)		2:37:59 (30)
31	5:36	32	9:46	33	6:08	34	6:16	35	6:17	36	6:35	37	6:32	38	6:45	39	6:46	40	11:21
	2:43:35 (30)		2:53:21 (32)		2:59:29 (31)		3:05:45 (32)		3:12:02 (30)		3:18:37 (29)		3:25:09 (29)		3:31:54 (28)		3:38:40 (27)		3:50:01 (28)
41	8:08																		
	3:58:09 (29)																		

**Ruslans SMOLONSKIS**

LAT

15 Dec 96

**DQ** 230.7(c)

1	5:15	2	5:04	3	5:00	4	5:06	5	5:06	6	5:08	7	5:08	8	5:08	9	5:09	10	5:08
	5:15 (24)		10:19 (23)		15:19 (23)		20:25 (24)		25:31 (26)		30:39 (27)		35:47 (27)		40:55 (27)		46:04 (29)		51:12 (27)
11	5:08	12	5:09	13	5:12	14	5:13	15	5:10	16	5:13	17	5:18	18	5:22	19	5:31	20	5:45
	56:20 (27)		1:01:29 (27)		1:06:41 (27)		1:11:54 (29)		1:17:04 (29)		1:22:17 (30)		1:27:35 (33)		1:32:57 (34)		1:38:28 (35)		1:44:13 (35)
21	5:37																		
	1:49:50 (35)																		

**Håvard HAUKENES**

NOR

22 Apr 90

**DQ** 230.7(c)

1	5:06	2	5:01	3	4:59	4	5:05	5	4:58	6	4:59	7	4:57	8	4:58	9	4:56	10	5:00
	5:06 (8)		10:07 (6)		15:06 (6)		20:11 (7)		25:09 (6)		30:08 (8)		35:05 (8)		40:03 (8)		44:59 (6)		49:59 (6)
11	4:52	12	4:59	13	4:58	14	5:07	15	5:03	16	5:00	17	4:52	18	4:52	19	4:55	20	5:00
	54:51 (6)		59:50 (6)		1:04:48 (4)		1:09:55 (7)		1:14:58 (7)		1:19:58 (5)		1:24:50 (4)		1:29:42 (4)		1:34:37 (2)		1:39:37 (2)
21	4:57	22	5:02	23	4:56	24	5:02	25	4:59	26	5:01	27	4:57	28	4:58	29	4:51	30	5:01
	1:44:34 (2)		1:49:36 (3)		1:54:32 (3)		1:59:34 (3)		2:04:33 (3)		2:09:34 (3)		2:14:31 (4)		2:19:29 (4)		2:24:20 (3)		2:29:21 (4)
31	5:05	32	10:08	33	4:58	34	5:04	35	4:57	36	5:00	37	5:03	38	5:03	39	4:56		
	2:34:26 (4)		2:44:34 (19)		2:49:32 (17)		2:54:36 (17)		2:59:33 (15)		3:04:33 (15)		3:09:36 (14)		3:14:39 (13)		3:19:35 (12)		

**Dominic KING**

GBR

30 May 83

**DQ** 230.7(c)

1	5:24	2	5:05	3	5:01	4	5:15	5	5:12	6	5:17	7	5:15	8	5:16	9	5:12	10	5:16
	5:24 (40)		10:29 (37)		15:30 (36)		20:45 (39)		25:57 (40)		31:14 (45)		36:29 (44)		41:45 (44)		46:57 (44)		52:13 (43)
11	5:16	12	5:14	13	5:22	14	5:28	15	5:29	16	10:29	17	5:12	18	5:34	19	5:38	20	5:49
	57:29 (43)		1:02:43 (42)		1:08:05 (41)		1:13:33 (39)		1:19:02 (39)		1:29:31 (43)		1:34:43 (42)		1:40:17 (41)		1:45:55 (41)		1:51:44 (41)
21	5:53																		
	1:57:37 (41)																		

**Cameron CORBISHLEY**

GBR

31 Mar 97

**DQ** 230.7(c)

1	5:17	2	5:06	3	4:58	4	5:05	5	4:59	6	5:04	7	4:54	8	5:00	9	5:02	10	10:08
	5:17 (32)		10:23 (25)		15:21 (24)		20:26 (25)		25:25 (23)		30:29 (23)		35:23 (21)		40:23 (20)		45:25 (18)		55:33 (46)
11	5:03	12	5:02	13	5:02	14	5:06												
	1:00:36 (46)		1:05:38 (46)		1:10:40 (45)		1:15:46 (44)												



**RACE ANALYSIS**  
**50 Kilometres Race Walk Men**

ATHLETE DUNFEE INTERMEDIATE TIMES UPDATED

**NOTE** BIB 1524 (Artur BRZozowski) - 300sec Penalty Zone  
BIB 1709 (Ato IBANEZ) - 300sec Penalty Zone  
BIB 674 (Marc TUR) - 300sec Penalty Zone  
IAAF Rule 230.7(c) - Fourth red card

# RESULTS



## 100 Metres Women - Final

RECORDS	RESULT NAME	COUNTRY	AGE	VENUE	DATE
World Record <b>WR</b>	<b>10.49</b> Florence GRIFFITH-JOYNER	USA	29	Indianapolis (University Stadium), IN	16 Jul 1988
Championships Record <b>CR</b>	<b>10.70</b> Marion JONES	USA	24	Sevilla (La Cartuja)	22 Aug 1999
World Leading <b>WL</b>	<b>10.71</b> Shelly-Ann FRASER-PRYCE	JAM	33	Doha	29 Sep 2019
Area Record <b>AR</b>	National Record <b>NR</b>	Personal Best <b>PB</b>	Season Best <b>SB</b>		

29 September 2019

23:20 START TIME

31° C TEMPERATURE 71 % HUMIDITY

+0.1m/s WIND

PLACE	NAME	COUNTRY	DATE of BIRTH	LANE	RESULT	REACTION	Fn
1	<b>Shelly-Ann FRASER-PRYCE</b>	JAM	27 Dec 86	6	<b>10.71</b>	<b>WL</b>	0.134
2	<b>Dina ASHER-SMITH</b>	GBR	4 Dec 95	7	<b>10.83</b>	<b>NR</b>	0.129
3	<b>Marie-Josée TA LOU</b>	CIV	18 Nov 88	4	<b>10.90</b>		0.171
4	<b>Elaine THOMPSON</b>	JAM	28 Jun 92	5	<b>10.93</b>		0.143
5	<b>Murielle AHOURÉ</b>	CIV	23 Aug 87	8	<b>11.02</b>	<b>SB</b>	0.142
6	<b>Jonielle SMITH</b>	JAM	30 Jan 96	9	<b>11.06</b>		0.117
7	<b>Teahna DANIELS</b>	USA	25 Mar 97	3	<b>11.19</b>		0.156
	<b>Dafne SCHIPPERS</b>	NED	15 Jun 92	2	<b>DNS</b>		

ALL-TIME TOP LIST				SEASON TOP LIST			
RESULT	NAME	VENUE	DATE	RESULT	NAME	VENUE	2019
10.49	Florence GRIFFITH-JOYNER (USA)	iversity Stadium, IN	16 Jul 88	10.71	Shelly-Ann FRASER-PRYCE (JAM)	Doha	29 Sep
10.64	Carmelita JETER (USA)	Shanghai	20 Sep 09	10.73	Elaine THOMPSON (JAM)	Kingston (JAM)	21 Jun
10.65	Marion JONES (USA)	Johannesburg (SGJ)	12 Sep 98	10.75	Sha'Carri RICHARDSON (USA)	Austin, TX (USA)	8 Jun
10.70	Shelly-Ann FRASER-PRYCE (JAM)	Kingston (NS), JAM	29 Jun 12	10.83	Dina ASHER-SMITH (GBR)	Doha	29 Sep
10.70	Elaine THOMPSON (JAM)	Kingston (NS), JAM	1 Jul 16	10.85	Marie-Josée TA LOU (CIV)	Doha	28 Sep
10.73	Christine ARRON (FRA)	Budapest (Népstadion)	19 Aug 98	10.94	Briana WILLIAMS (JAM)	Kingston (JAM)	21 Jun
10.74	Merlene OTTEY (JAM)	Milano (Arena Civica)	7 Sep 96	10.95	Kayla WHITE (USA)	Austin, TX (USA)	8 Jun
10.74	English GARDNER (USA)	Eugene (Hayward Field), OR	3 Jul 16	10.98	Twanisha TERRY (USA)	Austin, TX (USA)	8 Jun
10.75	Kerron STEWART (JAM)	Roma (Stadio Olimpico)	10 Jul 09	10.99	Teahna DANIELS (USA)	Sacramento, CA (USA)	24 May
10.75	Sha'Carri RICHARDSON (USA)	Austin, TX (USA)	8 Jun 19	11.00	Mujinga KAMBUNDJI (SUI)	Stadion Schützenmatte, Basel (SUI)	23 Aug

# RESULT PROGRESSION

## 100 Metres Women - Final



RECORDS	RESULT NAME	COUNTRY	AGE	VENUE	DATE
World Record <b>WR</b>	<b>10.49</b> Florence GRIFFITH-JOYNER	USA	29	Indianapolis (University Stadium), IN	16 Jul 1988
Championships Record <b>CR</b>	<b>10.70</b> Marion JONES	USA	24	Sevilla (La Cartuja)	22 Aug 1999
World Leading <b>WL</b>	<b>10.71</b> Shelly-Ann FRASER-PRYCE	JAM	33	Doha	29 Sep 2019
Area Record <b>AR</b>	National Record <b>NR</b>	Personal Best <b>PB</b>	Season Best <b>SB</b>		

29 September 2019

RANK	BIB	NAME	COUNTRY	DATE of BIRTH	PHASE	HEAT	LANE	PLACE	RESULT	WIND
1		Shelly-Ann FRASER-PRYCE	JAM	27 Dec 86	Final	1	6	1	<b>10.71</b> <b>WL</b>	+0.1
					Semi-Final	3	5	1	<b>10.81 Q</b>	-0.4
					Round 1	1	8	1	<b>10.80 Q</b>	-0.2
2		Dina ASHER-SMITH	GBR	4 Dec 95	Final	1	7	2	<b>10.83</b> <b>NR</b>	+0.1
					Semi-Final	2	4	2	<b>10.87 Q</b> <b>SB</b>	+0.5
					Round 1	4	6	3	<b>10.96 Q</b>	-0.1
3		Marie-Josée TA LOU	CIV	18 Nov 88	Final	1	4	3	<b>10.90</b>	+0.1
					Semi-Final	1	5	3	<b>10.87 Q</b>	+0.8
					Round 1	2	3	2	<b>10.85 Q</b> <b>PB</b>	-0.3
4		Elaine THOMPSON	JAM	28 Jun 92	Final	1	5	4	<b>10.93</b>	+0.1
					Semi-Final	1	4	4	<b>11.00 Q</b>	+0.8
					Round 1	3	6	6	<b>11.14 Q</b>	-0.4
5		Murielle AHOURÉ	CIV	23 Aug 87	Final	1	8	5	<b>11.02</b> <b>SB</b>	+0.1
					Semi-Final	3	4	5	<b>11.05 Q</b> <b>SB</b>	-0.4
					Round 1	1	6	4	<b>11.05 Q</b> <b>SB</b>	-0.2
6		Jonielle SMITH	JAM	30 Jan 96	Final	1	9	6	<b>11.06</b>	+0.1
					Semi-Final	2	9	6	<b>11.06 Q</b>	+0.5
					Round 1	4	9	12	<b>11.20 Q</b>	-0.1
7		Teahna DANIELS	USA	25 Mar 97	Final	1	3	7	<b>11.19</b>	+0.1
					Semi-Final	1	7	8	<b>11.10 q</b>	+0.8
					Round 1	6	5	12	<b>11.20 Q</b>	-0.3
		Dafne SCHIPPERS	NED	15 Jun 92	Final	1	2		<b>DNS</b>	+0.1
					Semi-Final	3	7	7	<b>11.07 q</b>	-0.4
					Round 1	6	2	8	<b>11.17 Q</b>	-0.3

ALL-TIME TOP LIST				SEASON TOP LIST			
RESULT	NAME	VENUE	DATE	RESULT	NAME	VENUE	2019
10.49	Florence GRIFFITH-JOYNER (USA)	University Stadium, IN	16 Jul 88	10.71	Shelly-Ann FRASER-PRYCE (JAM)	Doha	29 Sep
10.64	Carmelita JETER (USA)	Shanghai	20 Sep 09	10.73	Elaine THOMPSON (JAM)	Kingston (JAM)	21 Jun
10.65	Marion JONES (USA)	Johannesburg (SGJ)	12 Sep 98	10.75	Sha'Carri RICHARDSON (USA)	Austin, TX (USA)	8 Jun
10.70	Shelly-Ann FRASER-PRYCE (JAM)	Kingston (NS), JAM	29 Jun 12	10.83	Dina ASHER-SMITH (GBR)	Doha	29 Sep
10.70	Elaine THOMPSON (JAM)	Kingston (NS), JAM	1 Jul 16	10.85	Marie-Josée TA LOU (CIV)	Doha	28 Sep
10.73	Christine ARRON (FRA)	Budapest (Népstadion)	19 Aug 98	10.94	Briana WILLIAMS (JAM)	Kingston (JAM)	21 Jun
10.74	Merlene OTTEY (JAM)	Milano (Arena Civica)	7 Sep 96	10.95	Kayla WHITE (USA)	Austin, TX (USA)	8 Jun
10.74	English GARDNER (USA)	Eugene (Hayward Field), OR	3 Jul 16	10.98	Twanisha TERRY (USA)	Austin, TX (USA)	8 Jun
10.75	Kerron STEWART (JAM)	Roma (Stadio Olimpico)	10 Jul 09	10.99	Teahna DANIELS (USA)	Sacramento, CA (USA)	24 May
10.75	Sha'Carri RICHARDSON (USA)	Austin, TX (USA)	8 Jun 19	11.00	Mujingqa KAMBUNDJI (SUI)	Stadion Schützenmatte, Basel (SUI)	23 Aug



# SUMMARY



## 100 Metres Women - Semi-Final

First 2 in each heat (Q) and the next 2 fastest (q) advance to the Final

### TIME CORRECTION FOR ATHLETE KAMBUNDJI

RECORDS	RESULT	NAME	COUNTRY	AGE	VENUE	DATE
World Record <b>WR</b>	10.49	Florence GRIFFITH-JOYNER	USA	29	Indianapolis (University Stadium), IN	16 Jul 1988
Championships Record <b>CR</b>	10.70	Marion JONES	USA	24	Sevilla (La Cartuja)	22 Aug 1999
World Leading <b>WL</b>	10.73	Shelly-Ann FRASER-PRYCE	JAM	33	Kingston (JAM)	21 Jun 2019
World Leading <b>WL</b>	10.73	Elaine THOMPSON	JAM	27	Kingston (JAM)	21 Jun 2019
Area Record <b>AR</b>		National Record <b>NR</b>		Personal Best <b>PB</b>		Season Best <b>SB</b>

29 September 2019

RANK	PLACE	HEAT	LANE	BIB	NAME	COUNTRY	DATE of BIRTH	RESULT		WIND
1	1	3	5		Shelly-Ann FRASER-PRYCE	JAM	27 Dec 86	10.81	Q	-0.4
2	1	2	4		Dina ASHER-SMITH	GBR	4 Dec 95	10.87 (.861)	Q <b>SB</b>	+0.5
3	1	1	5		Marie-Josée TA LOU	CIV	18 Nov 88	10.87 (.869)	Q	+0.8
4	2	1	4		Elaine THOMPSON	JAM	28 Jun 92	11.00	Q	+0.8
5	2	3	4		Murielle AHOURE	CIV	23 Aug 87	11.05	Q <b>SB</b>	-0.4
6	2	2	9		Jonielle SMITH	JAM	30 Jan 96	11.06	Q	+0.5
7	3	3	7		Dafne SCHIPPERS	NED	15 Jun 92	11.07	q	-0.4
8	3	1	7		Teahna DANIELS	USA	25 Mar 97	11.10 (.092)	q	+0.8
9	3	2	6		Mujinga KAMBUNDJI	SUI	17 Jun 92	11.10 (.097)		+0.5
10	4	2	8		Morolake AKINOSUN	USA	17 May 94	11.17	<b>SB</b>	+0.5
11	4	1	6		Daryll NEITA	GBR	29 Aug 96	11.18		+0.8
12	4	3	6		Kelly-Ann BAPTISTE	TTO	14 Oct 86	11.19		-0.4
13	5	1	3		Tynia GAITHER	BAH	16 Mar 93	11.20 (.195)		+0.8
13	5	2	7		Xiaojing LIANG	CHN	7 Apr 97	11.20 (.195)		+0.5
15	6	1	8		Gina BASS	GAM	3 May 95	11.24		+0.8
16	6	2	3		Ewa SWOBODA	POL	26 Jul 97	11.27		+0.5
17	7	1	2		Yongli WEI	CHN	11 Oct 91	11.28		+0.8
18	5	3	9		Tatjana PINTO	GER	2 Jul 92	11.29 (.282)		-0.4
19	7	2	2		Crystal EMMANUEL	CAN	27 Nov 91	11.29 (.284)		+0.5
20	8	1	9		Gina LÜCKENKEMPER	GER	21 Nov 96	11.30		+0.8
21	6	3	2		Manqi GE	CHN	13 Oct 97	11.31		-0.4
22	7	3	3		Imani LANSIQUOT	GBR	17 Dec 97	11.35		-0.4
		2	5		English GARDNER	USA	22 Apr 92	DNF		+0.5
		3	8		Tori BOWIE	USA	27 Aug 90	DNS		-0.4

ALL-TIME TOP LIST				SEASON TOP LIST			
RESULT	NAME	VENUE	DATE	RESULT	NAME	VENUE	2019
10.49	Florence GRIFFITH-JOYNER (USA)	iversity Stadium, IN	16 Jul 88	10.73	Elaine THOMPSON (JAM)	Kingston (JAM)	21 Jun
10.64	Carmelita JETER (USA)	Shanghai	20 Sep 09	10.73	Shelly-Ann FRASER-PRYCE (JAM)	Kingston (JAM)	21 Jun
10.65	Marion JONES (USA)	Johannesburg (SGJ)	12 Sep 98	10.75	Sha'Carri RICHARDSON (USA)	Austin, TX (USA)	8 Jun
10.70	Shelly-Ann FRASER-PRYCE (JAM)	Kingston (NS), JAM	29 Jun 12	10.85	Marie-Josée TA LOU (CIV)	Doha	28 Sep
10.70	Elaine THOMPSON (JAM)	Kingston (NS), JAM	1 Jul 16	10.87	Dina ASHER-SMITH (GBR)	Doha	29 Sep
10.73	Christine ARRON (FRA)	Budapest (Népstadion)	19 Aug 98	10.94	Briana WILLIAMS (JAM)	Kingston (JAM)	21 Jun
10.74	Merlene OTTEY (JAM)	Milano (Arena Civica)	7 Sep 96	10.95	Kayla WHITE (USA)	Austin, TX (USA)	8 Jun
10.74	English GARDNER (USA)	Eugene (Hayward Field), OR	3 Jul 16	10.98	Twanisha TERRY (USA)	Austin, TX (USA)	8 Jun
10.75	Kerron STEWART (JAM)	Roma (Stadio Olimpico)	10 Jul 09	10.99	Teahna DANIELS (USA)	Sacramento, CA (USA)	24 May
10.75	Sha'Carri RICHARDSON (USA)	Austin, TX (USA)	8 Jun 19	11.00	Mujinga KAMBUNDJI (SUI)	Stadion Schützenmatte, Basel (SUI)	23 Aug

# RESULTS



## 100 Metres Women - Semi-Final

First 2 in each heat (Q) and the next 2 fastest (q) advance to the Final

### TIME CORRECTION FOR ATHLETE KAMBUNDJI

RECORDS	RESULT NAME	COUNTRY	AGE	VENUE	DATE
World Record <b>WR</b>	<b>10.49</b> Florence GRIFFITH-JOYNER	USA	29	Indianapolis (University Stadium), IN	16 Jul 1988
Championships Record <b>CR</b>	<b>10.70</b> Marion JONES	USA	24	Sevilla (La Cartuja)	22 Aug 1999
World Leading <b>WL</b>	<b>10.73</b> Shelly-Ann FRASER-PRYCE	JAM	33	Kingston (JAM)	21 Jun 2019
World Leading <b>WL</b>	<b>10.73</b> Elaine THOMPSON	JAM	27	Kingston (JAM)	21 Jun 2019

Area Record <b>AR</b>	National Record <b>NR</b>	Personal Best <b>PB</b>	Season Best <b>SB</b>
-----------------------	---------------------------	-------------------------	-----------------------

<b>Heat 1</b>	<b>3</b>	<b>29 September 2019</b>	<b>21:20</b> START TIME	TEMPERATURE <b>73 %</b> HUMIDITY	<b>+0.8m/s</b> WIND
---------------	----------	--------------------------	-------------------------	----------------------------------	---------------------

PLACE	NAME	COUNTRY	DATE OF BIRTH	LANE	RESULT	REACTION	Fn
1	Marie-Josée TA LOU	CIV	18 Nov 88	5	<b>10.87</b> (.869) <b>Q</b>	0.156	
2	Elaine THOMPSON	JAM	28 Jun 92	4	<b>11.00</b> <b>Q</b>	0.145	
3	Teahna DANIELS	USA	25 Mar 97	7	<b>11.10</b> (.092) <b>q</b>	0.131	
4	Daryll NEITA	GBR	29 Aug 96	6	<b>11.18</b>	0.150	
5	Tynia GAITHER	BAH	16 Mar 93	3	<b>11.20</b> (.195)	0.145	
6	Gina BASS	GAM	3 May 95	8	<b>11.24</b>	0.135	
7	Yongli WEI	CHN	11 Oct 91	2	<b>11.28</b>	0.143	
8	Gina LÜCKENKEMPER	GER	21 Nov 96	9	<b>11.30</b>	0.209	

<b>Heat 2</b>	<b>3</b>	<b>29 September 2019</b>	<b>21:28</b> START TIME	TEMPERATURE <b>73 %</b> HUMIDITY	<b>+0.5m/s</b> WIND
---------------	----------	--------------------------	-------------------------	----------------------------------	---------------------

PLACE	NAME	COUNTRY	DATE OF BIRTH	LANE	RESULT	REACTION	Fn
1	Dina ASHER-SMITH	GBR	4 Dec 95	4	<b>10.87</b> (.861) <b>Q</b> <b>SB</b>	0.145	
2	Jonielle SMITH	JAM	30 Jan 96	9	<b>11.06</b> <b>Q</b>	0.140	
3	Mujinga KAMBUNDJI	SUI	17 Jun 92	6	<b>11.10</b> (.097)	0.132	
4	Morolake AKINOSUN	USA	17 May 94	8	<b>11.17</b> <b>SB</b>	0.151	
5	Xiaojing LIANG	CHN	7 Apr 97	7	<b>11.20</b> (.195)	0.155	
6	Ewa SWOBODA	POL	26 Jul 97	3	<b>11.27</b>	0.142	
7	Crystal EMMANUEL	CAN	27 Nov 91	2	<b>11.29</b> (.284)	0.150	
	English GARDNER	USA	22 Apr 92	5	<b>DNF</b>	0.145	

<b>Heat 3</b>	<b>3</b>	<b>29 September 2019</b>	<b>21:36</b> START TIME	TEMPERATURE <b>24° C</b> HUMIDITY <b>71 %</b>	<b>-0.4m/s</b> WIND
---------------	----------	--------------------------	-------------------------	---	---------------------

PLACE	NAME	COUNTRY	DATE OF BIRTH	LANE	RESULT	REACTION	Fn
1	Shelly-Ann FRASER-PRYCE	JAM	27 Dec 86	5	<b>10.81</b> <b>Q</b>	0.133	
2	Murielle AHOURÉ	CIV	23 Aug 87	4	<b>11.05</b> <b>Q</b> <b>SB</b>	0.165	
3	Dafne SCHIPPERS	NED	15 Jun 92	7	<b>11.07</b> <b>q</b>	0.119	
4	Kelly-Ann BAPTISTE	TTO	14 Oct 86	6	<b>11.19</b>	0.176	
5	Tatjana PINTO	GER	2 Jul 92	9	<b>11.29</b> (.282)	0.155	
6	Manqi GE	CHN	13 Oct 97	2	<b>11.31</b>	0.135	
7	Imani LANSIQUOT	GBR	17 Dec 97	3	<b>11.35</b>	0.152	
	Tori BOWIE	USA	27 Aug 90	8	<b>DNS</b>		

ALL-TIME TOP LIST				SEASON TOP LIST			
RESULT	NAME	VENUE	DATE	RESULT	NAME	VENUE	2019
10.49	Florence GRIFFITH-JOYNER (USA)	iversity Stadium), IN	16 Jul 88	10.73	Elaine THOMPSON (JAM)	Kingston (JAM)	21 Jun
10.64	Carmelita JETER (USA)	Shanghai	20 Sep 09	10.73	Shelly-Ann FRASER-PRYCE (JAM)	Kingston (JAM)	21 Jun
10.65	Marion JONES (USA)	Johannesburg (SGJ)	12 Sep 98	10.75	Sha'Carri RICHARDSON (USA)	Austin, TX (USA)	8 Jun
10.70	Shelly-Ann FRASER-PRYCE (JAM)	Kingston (NS), JAM	29 Jun 12	10.85	Marie-Josée TA LOU (CIV)	Doha	28 Sep
10.70	Elaine THOMPSON (JAM)	Kingston (NS), JAM	1 Jul 16	10.87	Dina ASHER-SMITH (GBR)	Doha	29 Sep
10.73	Christine ARRON (FRA)	Budapest (Népstadion)	19 Aug 98	10.94	Briana WILLIAMS (JAM)	Kingston (JAM)	21 Jun
10.74	Merlene OTTEY (JAM)	Milano (Arena Civica)	7 Sep 96	10.95	Kayla WHITE (USA)	Austin, TX (USA)	8 Jun
10.74	English GARDNER (USA)	Eugene (Hayward Field), OR	3 Jul 16	10.98	Twanisha TERRY (USA)	Austin, TX (USA)	8 Jun
10.75	Kerron STEWART (JAM)	Roma (Stadio Olimpico)	10 Jul 09	10.99	Teahna DANIELS (USA)	Sacramento, CA (USA)	24 May
10.75	Sha'Carri RICHARDSON (USA)	Austin, TX (USA)	8 Jun 19	11.00	Mujinga KAMBUNDJI (SUI)	Stadion Schützenmatte, Basel (SUI)	23 Aug



# SUMMARY



## 100 Metres Women - Round 1

First 3 in each heat (Q) and the next 6 fastest (q) advance to the Semi-Finals

RECORDS	RESULT	NAME	COUNTRY	AGE	VENUE	DATE
World Record <b>WR</b>	10.49	Florence GRIFFITH-JOYNER	USA	29	Indianapolis (University Stadium), IN	16 Jul 1988
Championships Record <b>CR</b>	10.70	Marion JONES	USA	24	Sevilla (La Cartuja)	22 Aug 1999
World Leading <b>WL</b>	10.73	Shelly-Ann FRASER-PRYCE	JAM	33	Kingston (JAM)	21 Jun 2019
World Leading <b>WL</b>	10.73	Elaine THOMPSON	JAM	27	Kingston (JAM)	21 Jun 2019
Area Record <b>AR</b>		National Record <b>NR</b>		Personal Best <b>PB</b>		Season Best <b>SB</b>

28 September 2019

RANK	PLACE	HEAT	LANE	BIB	NAME	COUNTRY	DATE of BIRTH	RESULT		WIND
1	1	1	8		Shelly-Ann FRASER-PRYCE	JAM	27 Dec 86	10.80	Q	-0.2
2	1	2	3		Marie-Josée TA LOU	CIV	18 Nov 88	10.85	Q <b>PB</b>	-0.3
3	1	4	6		Dina ASHER-SMITH	GBR	4 Dec 95	10.96	Q	-0.1
4	2	1	6		Murielle AHOURE	CIV	23 Aug 87	11.05	Q <b>SB</b>	-0.2
5	2	2	7		Daryll NEITA	GBR	29 Aug 96	11.12	Q <b>PB</b>	-0.3
6	1	3	6		Elaine THOMPSON	JAM	28 Jun 92	11.14	Q	-0.4
7	1	5	4		Mujinga KAMBUNDJI	SUI	17 Jun 92	11.17 (.161)	Q	-0.1
8	1	6	2		Dafne SCHIPPERS	NED	15 Jun 92	11.17 (.169)	Q	-0.3
9	2	5	6		Xiaojing LIANG	CHN	7 Apr 97	11.18	Q	-0.1
10	3	2	9		Tatjana PINTO	GER	2 Jul 92	11.19	Q	-0.3
11	2	4	7		English GARDNER	USA	22 Apr 92	11.20 (.195)	Q	-0.1
12	2	6	5		Teahna DANIELS	USA	25 Mar 97	11.20 (.198)	Q	-0.3
12	3	4	9		Jonielle SMITH	JAM	30 Jan 96	11.20 (.198)	Q	-0.1
14	2	3	3		Kelly-Ann BAPTISTE	TTO	14 Oct 86	11.21	Q	-0.4
15	3	3	9		Morolake AKINOSUN	USA	17 May 94	11.23	Q	-0.4
16	4	4	2		Tynia GAITHER	BAH	16 Mar 93	11.24	q	-0.1
17	3	6	3		Gina BASS	GAM	3 May 95	11.25	Q	-0.3
18	4	2	6		Yongli WEI	CHN	11 Oct 91	11.28 (.275)	q	-0.3
19	4	3	8		Manqi GE	CHN	13 Oct 97	11.28 (.278)	q	-0.4
20	3	1	9		Gina LÜCKENKEMPER	GER	21 Nov 96	11.29 (.282)	Q	-0.2
21	4	1	2		Ewa SWOBODA	POL	26 Jul 97	11.29 (.285)	q	-0.2
22	3	5	7		Tori BOWIE	USA	27 Aug 90	11.30 (.294)	Q	-0.1
23	5	2	4		Crystal EMMANUEL	CAN	27 Nov 91	11.30 (.298)	q	-0.3
24	4	6	6		Imani LANSIQUOT	GBR	17 Dec 97	11.31	q	-0.3
25	5	4	4		Maja MIHALINEC	SLO	17 Dec 89	11.32 (.312)		-0.1
26	5	6	4		Rosângela SANTOS	BRA	20 Dec 90	11.32 (.318)		-0.3
27	5	3	7		Orlann OMBISSA-DZANGUE	FRA	26 May 91	11.34		-0.4
28	6	3	4		Asha PHILIP	GBR	25 Oct 90	11.35		-0.4
29	6	6	9		Ajla DEL PONTE	SUI	15 Jul 96	11.36		-0.3
30	5	1	4		Diana VAISMAN	ISR	23 Jul 98	11.39		-0.2
31	7	6	7		Olga SAFRONOVA	KAZ	5 Nov 91	11.40 (.392)		-0.3
32	4	5	8		Ángela Gabriela TENORIO	ECU	27 Jan 96	11.40 (.399)		-0.1
33	5	5	9		Vitoria Cristina ROSA	BRA	12 Jan 96	11.41		-0.1
34	6	1	7		Tebogo MAMATHU	RSA	27 May 95	11.42		-0.2
35	6	2	8		Marije VAN HUNENSTIJN	NED	2 Mar 95	11.48 (.476)		-0.3
36	6	4	5		Salomé KORA	SUI	8 Jun 94	11.48 (.477)		-0.1
37	7	3	2		Dutee CHAND	IND	3 Feb 96	11.48 (.478)		-0.4
38	7	4	8		Lorène Dorcas BAZOLO	POR	4 May 83	11.51		-0.1
39	6	5	5		Zoe HOBBS	NZL	11 Sep 97	11.58		-0.1
40	7	5	3		Hellen MAKUMBA	ZAM	16 May 96	11.73		-0.1

**SUMMARY**  
**100 Metres Women - Round 1**

28 September 2019

RANK	PLACE	HEAT	LANE	BIB	NAME	COUNTRY	DATE of BIRTH	RESULT	WIND
41	7	2	2		Inna EFTIMOVA	BUL	19 Jun 88	<b>11.79</b>	-0.3
42	7	1	5		Andrea PURICA	VEN	21 Nov 95	<b>11.96</b>	-0.2
43	8	6	8		Im Lan LOI	MAC	6 Feb 98	<b>12.10</b>	-0.3
44	8	2	5		Gorete SEMEDO	STP	5 Oct 96	<b>12.17</b>	-0.3
45	8	4	3		Charlotte AFRIAT	MON	17 Oct 02	<b>12.67</b>	-0.1
46	8	1	3		Sarswati CHAUDHARY	NEP	12 Feb 97	<b>12.72</b>	NR -0.2
47	8	3	5		Zarinae SAPONG	NMI	27 Jan 98	<b>13.14</b>	-0.4
		5	2		Blessing OKAGBARE	NGR	9 Oct 88	<b>DNS</b>	-0.1

ALL-TIME TOP LIST				SEASON TOP LIST			
RESULT	NAME	VENUE	DATE	RESULT	NAME	VENUE	2019
10.49	Florence GRIFFITH-JOYNER (USA)	iversity Stadium, IN	16 Jul 88	10.73	Elaine THOMPSON (JAM)	Kingston (JAM)	21 Jun
10.64	Carmelita JETER (USA)	Shanghai	20 Sep 09	10.73	Shelly-Ann FRASER-PRYCE (JAM)	Kingston (JAM)	21 Jun
10.65	Marion JONES (USA)	Johannesburg (SGJ)	12 Sep 98	10.75	Sha'Carri RICHARDSON (USA)	Austin, TX (USA)	8 Jun
10.70	Shelly-Ann FRASER-PRYCE (JAM)	Kingston (NS), JAM	29 Jun 12	10.85	Marie-Josée TA LOU (CIV)	Doha	28 Sep
10.70	Elaine THOMPSON (JAM)	Kingston (NS), JAM	1 Jul 16	10.88	Dina ASHER-SMITH (GBR)	Bruxelles (BEL)	6 Sep
10.73	Christine ARRON (FRA)	Budapest (Népstadion)	19 Aug 98	10.94	Briana WILLIAMS (JAM)	Kingston (JAM)	21 Jun
10.74	Mertlene OTTEY (JAM)	Milano (Arena Civica)	7 Sep 96	10.95	Kayla WHITE (USA)	Austin, TX (USA)	8 Jun
10.74	Enqlish GARDNER (USA)	Eugene (Hayward Field), OR	3 Jul 16	10.98	Twanisha TERRY (USA)	Austin, TX (USA)	8 Jun
10.75	Kerron STEWART (JAM)	Roma (Stadio Olimpico)	10 Jul 09	10.99	Teahna DANIELS (USA)	Sacramento, CA (USA)	24 May
10.75	Sha'Carri RICHARDSON (USA)	Austin, TX (USA)	8 Jun 19	11.00	Mujingq KAMBUNDJI (SUI)	Stadion Schützenmatte, Basel (SUI)	23 Aug

# RESULTS



## 100 Metres Women - Round 1

First 3 in each heat (Q) and the next 6 fastest (q) advance to the Semi-Finals

RECORDS	RESULT NAME	COUNTRY	AGE	VENUE	DATE
World Record <b>WR</b>	<b>10.49</b> Florence GRIFFITH-JOYNER	USA	29	Indianapolis (University Stadium), IN	16 Jul 1988
Championships Record <b>CR</b>	<b>10.70</b> Marion JONES	USA	24	Sevilla (La Cartuja)	22 Aug 1999
World Leading <b>WL</b>	<b>10.73</b> Shelly-Ann FRASER-PRYCE	JAM	33	Kingston (JAM)	21 Jun 2019
World Leading <b>WL</b>	<b>10.73</b> Elaine THOMPSON	JAM	27	Kingston (JAM)	21 Jun 2019

Area Record <b>AR</b>	National Record <b>NR</b>	Personal Best <b>PB</b>	Season Best <b>SB</b>
<b>Heat 1</b> 6		28 September 2019 16:30 START TIME	25° C TEMPERATURE 67 % HUMIDITY
			-0.2m/s WIND

PLACE	NAME	COUNTRY	DATE OF BIRTH	LANE	RESULT	REACTION	Fn
1	Shelly-Ann FRASER-PRYCE	JAM	27 Dec 86	8	<b>10.80</b>	Q	0.173
2	Murielle AHOURE	CIV	23 Aug 87	6	<b>11.05</b>	Q <b>SB</b>	0.180
3	Gina LÜCKENKEMPER	GER	21 Nov 96	9	<b>11.29</b> (.282)	Q	0.235
4	Ewa SWOBODA	POL	26 Jul 97	2	<b>11.29</b> (.285)	q	0.185
5	Diana VAISMAN	ISR	23 Jul 98	4	<b>11.39</b>		0.144
6	Tebogo MAMATHU	RSA	27 May 95	7	<b>11.42</b>		0.143
7	Andrea PURICA	VEN	21 Nov 95	5	<b>11.96</b>		0.154
8	Sarswati CHAUDHARY	NEP	12 Feb 97	3	<b>12.72</b>	<b>NR</b>	0.152

Area Record <b>AR</b>	National Record <b>NR</b>	Personal Best <b>PB</b>	Season Best <b>SB</b>
<b>Heat 2</b> 6		28 September 2019 16:37 START TIME	25° C TEMPERATURE 67 % HUMIDITY
			-0.3m/s WIND

PLACE	NAME	COUNTRY	DATE OF BIRTH	LANE	RESULT	REACTION	Fn
1	Marie-Josée TA LOU	CIV	18 Nov 88	3	<b>10.85</b>	Q <b>PB</b>	0.192
2	Daryll NEITA	GBR	29 Aug 96	7	<b>11.12</b>	Q <b>PB</b>	0.156
3	Tatjana PINTO	GER	2 Jul 92	9	<b>11.19</b>	Q	0.152
4	Yongli WEI	CHN	11 Oct 91	6	<b>11.28</b> (.275)	q	0.173
5	Crystal EMMANUEL	CAN	27 Nov 91	4	<b>11.30</b> (.298)	q	0.161
6	Marije VAN HUNENSTIJN	NED	2 Mar 95	8	<b>11.48</b> (.476)		0.198
7	Inna EFTIMOVA	BUL	19 Jun 88	2	<b>11.79</b>		0.141
8	Gorete SEMEDO	STP	5 Oct 96	5	<b>12.17</b>		0.299

Area Record <b>AR</b>	National Record <b>NR</b>	Personal Best <b>PB</b>	Season Best <b>SB</b>
<b>Heat 3</b> 6		28 September 2019 16:44 START TIME	25° C TEMPERATURE 67 % HUMIDITY
			-0.4m/s WIND

PLACE	NAME	COUNTRY	DATE OF BIRTH	LANE	RESULT	REACTION	Fn
1	Elaine THOMPSON	JAM	28 Jun 92	6	<b>11.14</b>	Q	0.162
2	Kelly-Ann BAPTISTE	TTO	14 Oct 86	3	<b>11.21</b>	Q	0.174
3	Morolake AKINOSUN	USA	17 May 94	9	<b>11.23</b>	Q	0.197
4	Manqi GE	CHN	13 Oct 97	8	<b>11.28</b> (.278)	q	0.157
5	Orlann OMBISSA-DZANGUE	FRA	26 May 91	7	<b>11.34</b>		0.150
6	Asha PHILIP	GBR	25 Oct 90	4	<b>11.35</b>		0.145
7	Dutee CHAND	IND	3 Feb 96	2	<b>11.48</b> (.478)		0.168
8	Zarinae SAPONG	NMI	27 Jan 98	5	<b>13.14</b>		0.208

Area Record <b>AR</b>	National Record <b>NR</b>	Personal Best <b>PB</b>	Season Best <b>SB</b>
<b>Heat 4</b> 6		28 September 2019 16:51 START TIME	25° C TEMPERATURE 67 % HUMIDITY
			-0.1m/s WIND

PLACE	NAME	COUNTRY	DATE OF BIRTH	LANE	RESULT	REACTION	Fn
1	Dina ASHER-SMITH	GBR	4 Dec 95	6	<b>10.96</b>	Q	0.127
2	English GARDNER	USA	22 Apr 92	7	<b>11.20</b> (.195)	Q	0.161
3	Jonielle SMITH	JAM	30 Jan 96	9	<b>11.20</b> (.198)	Q	0.147
4	Tynia GAITHER	BAH	16 Mar 93	2	<b>11.24</b>	q	0.153
5	Maja MIHALINEC	SLO	17 Dec 89	4	<b>11.32</b> (.312)		0.171
6	Salomé KORA	SUI	8 Jun 94	5	<b>11.48</b> (.477)		0.142
7	Lorène Dorcas BAZOLO	POR	4 May 83	8	<b>11.51</b>		0.166
8	Charlotte AFRIAT	MON	17 Oct 02	3	<b>12.67</b>		0.151

**RESULTS**  
**100 Metres Women - Round 1**

**Heat 5** **6** 28 September 2019 16:58 START TIME 25° C TEMPERATURE 67 % HUMIDITY  -0.1m/s WIND

PLACE	NAME	COUNTRY	DATE of BIRTH	LANE	RESULT	REACTION	Fn
1	Mujinga KAMBUNDJI	SUI	17 Jun 92	4	<b>11.17</b> (.161) <b>Q</b>	0.144	
2	Xiaojing LIANG	CHN	7 Apr 97	6	<b>11.18</b> <b>Q</b>	0.176	
3	Tori BOWIE	USA	27 Aug 90	7	<b>11.30</b> (.294) <b>Q</b>	0.181	
4	Ángela Gabriela TENORIO	ECU	27 Jan 96	8	<b>11.40</b> (.399)	0.132	
5	Vitoria Cristina ROSA	BRA	12 Jan 96	9	<b>11.41</b>	0.177	
6	Zoe HOBBS	NZL	11 Sep 97	5	<b>11.58</b>	0.170	
7	Hellen MAKUMBA	ZAM	16 May 96	3	<b>11.73</b>	0.199	
	Blessing OKAGBARE	NGR	9 Oct 88	2	<b>DNS</b>		

**Heat 6** **6** 28 September 2019 17:05 START TIME 25° C TEMPERATURE 67 % HUMIDITY  -0.3m/s WIND

PLACE	NAME	COUNTRY	DATE of BIRTH	LANE	RESULT	REACTION	Fn
1	Dafne SCHIPPERS	NED	15 Jun 92	2	<b>11.17</b> (.169) <b>Q</b>	0.164	
2	Teahna DANIELS	USA	25 Mar 97	5	<b>11.20</b> (.198) <b>Q</b>	0.145	
3	Gina BASS	GAM	3 May 95	3	<b>11.25</b> <b>Q</b>	0.133	
4	Imani LANSIQUOT	GBR	17 Dec 97	6	<b>11.31</b> <b>q</b>	0.159	
5	Rosângela SANTOS	BRA	20 Dec 90	4	<b>11.32</b> (.318)	0.144	
6	Ajla DEL PONTE	SUI	15 Jul 96	9	<b>11.36</b>	0.121	
7	Olga SAFRONOVA	KAZ	5 Nov 91	7	<b>11.40</b> (.392)	0.153	
8	Im Lan LOI	MAC	6 Feb 98	8	<b>12.10</b>	0.189	

ALL-TIME TOP LIST				SEASON TOP LIST			
RESULT	NAME	VENUE	DATE	RESULT	NAME	VENUE	2019
10.49	Florence GRIFFITH-JOYNER (USA)	iversity Stadium, IN	16 Jul 88	10.73	Elaine THOMPSON (JAM)	Kingston (JAM)	21 Jun
10.64	Carmelita JETER (USA)	Shanghai	20 Sep 09	10.73	Shelly-Ann FRASER-PRYCE (JAM)	Kingston (JAM)	21 Jun
10.65	Marion JONES (USA)	Johannesburg (SGJ)	12 Sep 98	10.75	Sha'Carri RICHARDSON (USA)	Austin, TX (USA)	8 Jun
10.70	Shelly-Ann FRASER-PRYCE (JAM)	Kingston (NS), JAM	29 Jun 12	10.85	Marie-Josée TA LOU (CIV)	Doha	28 Sep
10.70	Elaine THOMPSON (JAM)	Kingston (NS), JAM	1 Jul 16	10.88	Dina ASHER-SMITH (GBR)	Bruxelles (BEL)	6 Sep
10.73	Christine ARRON (FRA)	Budapest (Népstadion)	19 Aug 98	10.94	Briana WILLIAMS (JAM)	Kingston (JAM)	21 Jun
10.74	Merlene OTTEY (JAM)	Milano (Arena Civica)	7 Sep 96	10.95	Kayla WHITE (USA)	Austin, TX (USA)	8 Jun
10.74	English GARDNER (USA)	Eugene (Hayward Field), OR	3 Jul 16	10.98	Twanisha TERRY (USA)	Austin, TX (USA)	8 Jun
10.75	Kerron STEWART (JAM)	Roma (Stadio Olimpico)	10 Jul 09	10.99	Teahna DANIELS (USA)	Sacramento, CA (USA)	24 May
10.75	Sha'Carri RICHARDSON (USA)	Austin, TX (USA)	8 Jun 19	11.00	Mujinga KAMBUNDJI (SUI)	Stadion Schützenmatte, Basel (SUI)	23 Aug



# SUMMARY



## 800 Metres Women - Semi-Final

First 2 in each heat (Q) and the next 2 fastest (q) advance to the Final

RECORDS	RESULT	NAME	COUNTRY	AGE	VENUE	DATE
World Record <b>WR</b>	1:53.28	Jarmila KRATOCHVÍLOVÁ	TCH	32	München (Olympiastadion)	26 Jul 1983
Championships Record <b>CR</b>	1:54.68	Jarmila KRATOCHVÍLOVÁ	TCH	32	Helsinki (Olympic Stadium)	9 Aug 1983
World Leading <b>WL</b>	1:54.98	Caster SEMENYA	RSA	28	Doha (QAT)	3 May 2019
Area Record <b>AR</b>		National Record <b>NR</b>		Personal Best <b>PB</b>		Season Best <b>SB</b>

28 September 2019

RANK	PLACE	HEAT	LANE	BIB	NAME	COUNTRY	DATE of BIRTH	RESULT	
1	1	3	4		Halimah NAKAAYI	UGA	14 Oct 94	1:59.35	Q <b>SB</b>
2	1	1	5		Raevyn ROGERS	USA	7 Sep 96	1:59.57	Q
3	2	1	4		Winnie NANYONDO	UGA	23 Aug 93	1:59.75	Q
4	2	3	7		Eunice Jepkoech SUM	KEN	10 Apr 88	2:00.10	Q
5	3	3	6		Ce'Aira BROWN	USA	4 Nov 93	2:00.12	q
6	1	2	7		Ajee WILSON	USA	8 May 94	2:00.31	Q
7	4	3	5		Natoya GOULE	JAM	30 Mar 91	2:00.33	q
8	3	1	6		Olha LYAKHOVA	UKR	18 Mar 92	2:00.72	
9	4	1	9		Lindsey BUTTERWORTH	CAN	27 Sep 92	2:00.74	
10	5	3	3		Noélie YARIGO	BEN	26 Dec 85	2:00.75	
11	2	2	9		Rababe ARAFI	MAR	12 Jan 91	2:00.80	Q
12	3	2	3		Hedda HYNNE	NOR	13 Mar 90	2:01.03	
13	4	2	6		Rose Mary ALMANZA	CUB	13 Jul 92	2:01.18	
14	5	1	7		Alexandra BELL	GBR	4 Nov 92	2:01.23	
15	5	2	5		Nataliya PRISHCHEPA	UKR	11 Sep 94	2:01.24	
16	6	1	2		Halima HACHLAF	MAR	6 Sep 88	2:01.30	
17	7	1	8		Katharina TROST	GER	28 Jun 95	2:01.77	
18	6	2	8		Diribe WELTEJI	ETH	13 May 02	2:02.69	
19	7	2	2		Chunyu WANG	CHN	17 Jan 95	2:02.84	
20	6	3	8		Renelle LAMOTE	FRA	26 Dec 93	2:02.86	
21	7	3	2		Anna SABAT	POL	9 Nov 93	2:04.00	
22	8	3	9		Morgan MITCHELL	AUS	3 Oct 94	2:04.76	
23	8	1	3		Liga VELVERE	LAT	10 Feb 90	2:06.99	
24	8	2	4		Shelayna OSKAN-CLARKE	GBR	20 Jan 90	2:10.89	

ALL-TIME TOP LIST				SEASON TOP LIST			
RESULT	NAME	VENUE	DATE	RESULT	NAME	VENUE	2019
1:53.28	Jarmila KRATOCHVÍLOVÁ (TCH)	nchen (Olympiastadion)	26 Jul 83	1:54.98	Caster SEMENYA (RSA)	Doha (QAT)	3 May
1:53.43	Nadezhda OLIZARENKO (URS)	Moskva (Lenin Stadium)	27 Jul 80	1:57.72	Ajee WILSON (USA)	Des Moines, IA (USA)	28 Jul
1:54.01	Pamela JELIMO (KEN)	Zürich (Letzigrund)	29 Aug 08	1:57.75	Francine NIYONSABA (BDI)	Doha (QAT)	3 May
1:54.25	Caster SEMENYA (RSA)	Paris (FRA)	30 Jun 18	1:57.90	Natoya GOULE (JAM)	Monaco (MON)	12 Jul
1:54.44	Ana Fidelia QUIROT (CUB)	Barcelona (Estadio Olímpico)	9 Sep 89	1:58.19	Hanna GREEN (USA)	Des Moines, IA (USA)	28 Jul
1:54.81	Olga MINEYEVA (URS)	Moskva (Lenin Stadium)	27 Jul 80	1:58.42	Laura MUIR (GBR)	Monaco (MON)	12 Jul
1:54.94	Tatyana KAZANKINA (URS)	Montréal (Olympic Stadium)	26 Jul 76	1:58.61	Lynsey SHARP (GBR)	London (GBR)	21 Jul
1:55.05	Doina MELINTE (ROU)	Bucuresti	1 Aug 82	1:58.65	Raevyn ROGERS (USA)	Palo Alto, CA (USA)	30 Jun
1:55.19	Maria de Lurdes MUTOLA (MOZ)	Zürich	17 Aug 94	1:58.78	Catriona BISSET (AUS)	London (GBR)	21 Jul
1:55.19	Jolanda CEPLAK (SLO)	Heusden-Zolder	20 Jul 02	1:58.79	Jackline WAMBUI (KEN)	Nyayo National Stadium, Nairobi (KEN)	13 Sep

# RACE ANALYSIS



## 800 Metres Women - Semi-Final

First 2 in each heat (Q) and the next 2 fastest (q) advance to the Final

SPLIT TIMES UPDATED

Heat 2

3

28 September 2019 19:26 START TIME

TEMPERATURE 74 % HUMIDITY

1 200 m 2 300 m 3 400 m 4 500 m 5 600 m 6 700 m

1 Ajee WILSON							USA	8 May 94	2:00.31					
1	27.51	2	15.81	3	16.08	4	16.16	5	14.95	6	14.83			
	<b>27.51</b> (1)		<b>43.32</b> (1)		<b>59.40</b> (1)		<b>1:15.56</b> (1)		1:30.51 (2)		<b>1:45.34</b> (1)			
2 Rababe ARAFI							MAR	12 Jan 91	2:00.80					
1	28.97	2	15.07	3	15.50	4	16.14	5	14.83	6	14.95			
	28.97 (8)		44.04 (8)		59.54 (3)		1:15.68 (3)		<b>1:30.51</b> (1)		1:45.46 (2)			
3 Hedda HYNNE							NOR	13 Mar 90	2:01.03					
1	27.74	2	15.88	3	15.99	4	16.24	5	15.17	6	14.88			
	27.74 (4)		43.62 (4)		59.61 (5)		1:15.85 (5)		1:31.02 (6)		1:45.90 (5)			
4 Rose Mary ALMANZA							CUB	13 Jul 92	2:01.18					
1	27.60	2	15.81	3	16.05	4	16.19	5	14.96	6	15.11			
	27.60 (2)		43.41 (2)		59.46 (2)		1:15.65 (2)		1:30.61 (3)		1:45.72 (4)			
5 Nataliya PRISHCHEPA							UKR	11 Sep 94	2:01.24					
1	28.06	2	15.87	3	15.97	4	16.10	5	15.07	6	15.35			
	28.06 (7)		43.93 (7)		59.90 (8)		1:16.00 (7)		1:31.07 (7)		1:46.42 (6)			
6 Diribe WELTEJI							ETH	13 May 02	2:02.69					
1	27.90	2	15.90	3	16.00	4	16.11	5	14.99	6	15.59			
	27.90 (6)		43.80 (6)		59.80 (6)		1:15.91 (6)		1:30.90 (5)		1:46.49 (7)			
7 Chunyu WANG							CHN	17 Jan 95	2:02.84					
1	27.89	2	15.85	3	16.09	4	16.39	5	15.39	6	15.54			
	27.89 (5)		43.74 (5)		59.83 (7)		1:16.22 (8)		1:31.61 (8)		1:47.15 (8)			
8 Shelayna OSKAN-CLARKE							GBR	20 Jan 90	2:10.89					
1	27.66	2	15.86	3	16.07	4	16.11	5	15.09	6	14.79			
	27.66 (3)		43.52 (3)		59.59 (4)		1:15.70 (4)		1:30.79 (4)		1:45.58 (3)			



# RESULTS



## 800 Metres Women - Semi-Final

First 2 in each heat (Q) and the next 2 fastest (q) advance to the Final

RECORDS	RESULT NAME	COUNTRY	AGE	VENUE	DATE
World Record <b>WR</b>	<b>1:53.28</b> Jarmila KRATOCHVÍLOVÁ	TCH	32	München (Olympiastadion)	26 Jul 1983
Championships Record <b>CR</b>	<b>1:54.68</b> Jarmila KRATOCHVÍLOVÁ	TCH	32	Helsinki (Olympic Stadium)	9 Aug 1983
World Leading <b>WL</b>	<b>1:54.98</b> Caster SEMENYA	RSA	28	Doha (QAT)	3 May 2019
Area Record <b>AR</b>	National Record <b>NR</b>	Personal Best <b>PB</b>	Season Best <b>SB</b>		

### Heat 1

3

28 September 2019 19:15 START TIME

25° C TEMPERATURE 74 % HUMIDITY

PLACE	NAME	COUNTRY	DATE OF BIRTH	LANE	RESULT	
1	Raevyn ROGERS	USA	7 Sep 96	5	<b>1:59.57</b>	<b>Q</b>
2	Winnie NANYONDO	UGA	23 Aug 93	4	<b>1:59.75</b>	<b>Q</b>
3	Olha LYAKHOVA	UKR	18 Mar 92	6	<b>2:00.72</b>	
4	Lindsey BUTTERWORTH	CAN	27 Sep 92	9	<b>2:00.74</b>	
5	Alexandra BELL	GBR	4 Nov 92	7	<b>2:01.23</b>	
6	Halima HACHLAF	MAR	6 Sep 88	2	<b>2:01.30</b>	
7	Katharina TROST	GER	28 Jun 95	8	<b>2:01.77</b>	
8	Līga VELVERE	LAT	10 Feb 90	3	<b>2:06.99</b>	

#### INTERMEDIATE TIMES

200 m	26.89 Raevyn ROGERS	300 m	42.17 Raevyn ROGERS
400 m	57.88 Raevyn ROGERS	500 m	1:13.88 Raevyn ROGERS
600 m	1:29.61 Raevyn ROGERS	700 m	1:45.00 Raevyn ROGERS

### Heat 2

3

28 September 2019 19:26 START TIME

TEMPERATURE 74 % HUMIDITY

PLACE	NAME	COUNTRY	DATE OF BIRTH	LANE	RESULT	
1	Ajee WILSON	USA	8 May 94	7	<b>2:00.31</b>	<b>Q</b>
2	Rababe ARAFI	MAR	12 Jan 91	9	<b>2:00.80</b>	<b>Q</b>
3	Hedda HYNNE	NOR	13 Mar 90	3	<b>2:01.03</b>	
4	Rose Mary ALMANZA	CUB	13 Jul 92	6	<b>2:01.18</b>	
5	Nataliya PRISHCHEPA	UKR	11 Sep 94	5	<b>2:01.24</b>	
6	Diribe WELTEJI	ETH	13 May 02	8	<b>2:02.69</b>	
7	Chunyu WANG	CHN	17 Jan 95	2	<b>2:02.84</b>	
8	Shelayna OSKAN-CLARKE	GBR	20 Jan 90	4	<b>2:10.89</b>	

#### INTERMEDIATE TIMES

200 m	27.51 Ajee WILSON	300 m	43.32 Ajee WILSON
400 m	59.40 Ajee WILSON	500 m	1:15.56 Ajee WILSON
600 m	1:30.51 Rababe ARAFI	700 m	1:45.34 Ajee WILSON

### Heat 3

3

28 September 2019 19:35 START TIME

TEMPERATURE 74 % HUMIDITY

PLACE	NAME	COUNTRY	DATE OF BIRTH	LANE	RESULT	
1	Halimah NAKAAYI	UGA	14 Oct 94	4	<b>1:59.35</b>	<b>Q SB</b>
2	Eunice Jepkoech SUM	KEN	10 Apr 88	7	<b>2:00.10</b>	<b>Q</b>
3	Ce'Aira BROWN	USA	4 Nov 93	6	<b>2:00.12</b>	<b>q</b>
4	Natoya GOULE	JAM	30 Mar 91	5	<b>2:00.33</b>	<b>q</b>
5	Noélie YARIGO	BEN	26 Dec 85	3	<b>2:00.75</b>	
6	Renelle LAMOTE	FRA	26 Dec 93	8	<b>2:02.86</b>	
7	Anna SABAT	POL	9 Nov 93	2	<b>2:04.00</b>	
8	Morgan MITCHELL	AUS	3 Oct 94	9	<b>2:04.76</b>	

**RESULTS**  
**800 Metres Women - Semi-Final**

ALL-TIME TOP LIST				SEASON TOP LIST			
RESULT	NAME	VENUE	DATE	RESULT	NAME	VENUE	2019
1:53.28	Jarmila KRATOCHVÍLOVÁ (TCH)	nchen (Olympiastadion)	26 Jul 83	1:54.98	Caster SEMENYA (RSA)	Doha (QAT)	3 May
1:53.43	Nadezhda OLIZARENKO (URS)	Moskva (Lenin Stadium)	27 Jul 80	1:57.72	Ajee WILSON (USA)	Des Moines, IA (USA)	28 Jul
1:54.01	Pamela JELIMO (KEN)	Zürich (Letzigrund)	29 Aug 08	1:57.75	Francine NIYONSABA (BDI)	Doha (QAT)	3 May
1:54.25	Caster SEMENYA (RSA)	Paris (FRA)	30 Jun 18	1:57.90	Natoya GOULE (JAM)	Monaco (MON)	12 Jul
1:54.44	Ana Fidelia QUIROT (CUB)	Barcelona (Estadio Olímpico)	9 Sep 89	1:58.19	Hanna GREEN (USA)	Des Moines, IA (USA)	28 Jul
1:54.81	Olga MINEYEVA (URS)	Moskva (Lenin Stadium)	27 Jul 80	1:58.42	Laura MUIR (GBR)	Monaco (MON)	12 Jul
1:54.94	Tatyana KAZANKINA (URS)	Montréal (Olympic Stadium)	26 Jul 76	1:58.61	Lynsey SHARP (GBR)	London (GBR)	21 Jul
1:55.05	Doina MELINTE (ROU)	Bucuresti	1 Aug 82	1:58.65	Raevyn ROGERS (USA)	Palo Alto, CA (USA)	30 Jun
1:55.19	Maria de Lurdes MUTOLA (MOZ)	Zürich	17 Aug 94	1:58.78	Catriona BISSET (AUS)	London (GBR)	21 Jul
1:55.19	Jolanda CEPLAK (SLO)	Heusden-Zolder	20 Jul 02	1:58.79	Jackline WAMBUI (KEN)	Nyayo National Stadium, Nairobi (KEN)	13 Sep

## SUMMARY



### 800 Metres Women - Round 1

First 3 in each heat (Q) and the next 6 fastest (q) advance to the Semi-Finals

RECORDS	RESULT	NAME	COUNTRY	AGE	VENUE	DATE
World Record <b>WR</b>	1:53.28	Jarmila KRATOCHVÍLOVÁ	TCH	32	München (Olympiastadion)	26 Jul 1983
Championships Record <b>CR</b>	1:54.68	Jarmila KRATOCHVÍLOVÁ	TCH	32	Helsinki (Olympic Stadium)	9 Aug 1983
World Leading <b>WL</b>	1:54.98	Caster SEMENYA	RSA	28	Doha (QAT)	3 May 2019
Area Record <b>AR</b>		National Record <b>NR</b>		Personal Best <b>PB</b>		Season Best <b>SB</b>

27 September 2019

RANK	PLACE	HEAT	LANE	BIB	NAME	COUNTRY	DATE of BIRTH	RESULT	
1	1	3	8		Winnie NANYONDO	UGA	23 Aug 93	2:00.36	Q
2	1	4	6		Natoya GOULE	JAM	30 Mar 91	2:01.01	Q
3	2	4	7		Ce'Aira BROWN	USA	4 Nov 93	2:01.14	Q
4	3	4	4		Noélie YARIGO	BEN	26 Dec 85	2:01.19	Q
5	2	3	4		Katharina TROST	GER	28 Jun 95	2:01.45	Q
6	4	4	5		Olha LYAKHOVA	UKR	18 Mar 92	2:01.47	q
7	3	3	6		Halima HACHLAF	MAR	6 Sep 88	2:01.50	Q
8	4	3	7		Lindsey BUTTERWORTH	CAN	27 Sep 92	2:01.64	q
9	1	2	5		Raevyn ROGERS	USA	7 Sep 96	2:02.01	Q
10	2	2	4		Shelayna OSKAN-CLARKE	GBR	20 Jan 90	2:02.09	Q
11	1	1	8		Ajee WILSON	USA	8 May 94	2:02.10	Q
12	3	2	6		Morgan MITCHELL	AUS	3 Oct 94	2:02.13	Q
13	4	2	8		Eunice Jepkoech SUM	KEN	10 Apr 88	2:02.17	q
14	2	1	5		Halimah NAKAAYI	UGA	14 Oct 94	2:02.33	Q
15	5	2	3		Anna SABAT	POL	9 Nov 93	2:02.43	q
16	3	1	3		Hedda HYNNE	NOR	13 Mar 90	2:02.49	Q
17	5	4	9		Diribe WELTEJI	ETH	13 May 02	2:02.71	q
18	5	3	5		Līga VELVERE	LAT	10 Feb 90	2:02.93	q
19	4	1	9		Christina HERING	GER	9 Oct 94	2:03.15 <sup>(.142)</sup>	
20	5	1	4		Sara KUIVISTO	FIN	18 Aug 91	2:03.15 <sup>(.143)</sup>	
21	1	5	4		Nataliya PRISHCHEPA	UKR	11 Sep 94	2:03.22	Q
22	2	5	9		Chunyu WANG	CHN	17 Jan 95	2:03.25	Q
23	3	5	3		Alexandra BELL	GBR	4 Nov 92	2:03.34	Q
24	1	6	8		Renelle LAMOTE	FRA	26 Dec 93	2:03.36	Q
25	6	2	9		Selina BÜCHEL	SUI	26 Jul 91	2:03.38	
26	4	5	8		Lore HOFFMANN	SUI	25 Jul 96	2:03.40 <sup>(.392)</sup>	
27	5	5	5		Malika AKKAOUI	MAR	25 Dec 87	2:03.40 <sup>(.393)</sup>	
28	2	6	3		Rose Mary ALMANZA	CUB	13 Jul 92	2:03.42	Q
29	3	6	5		Rababe ARAFI	MAR	12 Jan 91	2:03.44	Q
30	6	4	3		Diana MEZULIÁNIKOVÁ	CZE	10 Apr 92	2:03.48	
31	4	6	7		Lynsey SHARP	GBR	11 Jul 90	2:03.57	
32	6	1	6		Renée EYKENS	BEL	8 Jun 96	2:03.65	
33	6	5	6		Lovisa LINDH	SWE	9 Jul 91	2:03.72	
34	7	4	8		Déborah RODRÍGUEZ	URU	2 Dec 92	2:03.80	
35	7	5	7		Hanna GREEN	USA	16 Oct 94	2:04.37	
36	7	1	7		Gabriela GAJANOVÁ	SVK	12 Oct 99	2:04.45	
37	5	6	9		Carley THOMAS	AUS	26 Dec 00	2:04.65	
38	6	6	4		Eleonora VANDI	ITA	15 Mar 96	2:04.98	
39	6	3	3		Catriona BISSET	AUS	1 Mar 94	2:05.33	
40	7	2	7		Lokonyen Rose NATHIKE	ART	1 Jan 93	2:13.39	<b>PB</b>

**SUMMARY**  
**800 Metres Women - Round 1**

27 September 2019

RANK	PLACE	HEAT	LANE	BIB	NAME	COUNTRY	DATE of BIRTH	RESULT
	6		6		Tsepang SELLO	LES	23 Feb 97	<b>DQ</b> 163.5

**NOTE** IAAF Rule 163.5 - Leaving the lane before the breakline

ALL-TIME TOP LIST				SEASON TOP LIST			
RESULT	NAME	VENUE	DATE	RESULT	NAME	VENUE	2019
1:53.28	Jarmila KRATOCHVÍLOVÁ (TCH)	nchen (Olympiastadion)	26 Jul 83	1:54.98	Caster SEMENYA (RSA)	Doha (QAT)	3 May
1:53.43	Nadezhda OLIZARENKO (URS)	Moskva (Lenin Stadium)	27 Jul 80	1:57.72	Ajee WILSON (USA)	Des Moines, IA (USA)	28 Jul
1:54.01	Pamela JELIMO (KEN)	Zürich (Letzigrund)	29 Aug 08	1:57.75	Francine NIYONSABA (BDI)	Doha (QAT)	3 May
1:54.25	Caster SEMENYA (RSA)	Paris (FRA)	30 Jun 18	1:57.90	Natoya GOULE (JAM)	Monaco (MON)	12 Jul
1:54.44	Ana Fidelia QUIROT (CUB)	Barcelona (Estadio Olímpico)	9 Sep 89	1:58.19	Hanna GREEN (USA)	Des Moines, IA (USA)	28 Jul
1:54.81	Olga MINEYEVA (URS)	Moskva (Lenin Stadium)	27 Jul 80	1:58.42	Laura MUIR (GBR)	Monaco (MON)	12 Jul
1:54.94	Tatyana KAZANKINA (URS)	Montréal (Olympic Stadium)	26 Jul 76	1:58.61	Lynsey SHARP (GBR)	London (GBR)	21 Jul
1:55.05	Doina MELINTE (ROU)	Bucuresti	1 Aug 82	1:58.65	Raevyn ROGERS (USA)	Palo Alto, CA (USA)	30 Jun
1:55.19	Maria de Lurdes MUTOLA (MOZ)	Zürich	17 Aug 94	1:58.78	Catriona BISSET (AUS)	London (GBR)	21 Jul
1:55.19	Jolanda CEPLAK (SLO)	Heusden-Zolder	20 Jul 02	1:58.79	Jackline WAMBUI (KEN)	Nyayo National Stadium, Nairobi (KEN)	13 Sep



# RACE ANALYSIS



## 800 Metres Women - Round 1

First 3 in each heat (Q) and the next 6 fastest (q) advance to the Semi-Finals

### SPLIT TIMES UPDATED

**Heat 6**

**6**

27 September 2019

17:50 START TIME

25° C TEMPERATURE 67% HUMIDITY

1	200 m	2	300 m	3	400 m	4	500 m	5	600 m	6	700 m
---	-------	---	-------	---	-------	---	-------	---	-------	---	-------

**1 Renelle LAMOTE**

FRA 26 Dec 93 **2:03.36**

1	29.43	2	17.34	3	16.69	4	15.70	5	15.00	6	14.88
	<b>29.43</b> (1)		46.77 (3)		<b>1:03.46</b> (1)		<b>1:19.16</b> (1)		<b>1:34.16</b> (1)		<b>1:49.04</b> (1)

**2 Rose Mary ALMANZA**

CUB 13 Jul 92 **2:03.42**

1	29.48	2	17.15	3	17.10	4	15.79	5	14.93	6	14.83
	29.48 (3)		<b>46.63</b> (1)		1:03.73 (3)		1:19.52 (4)		1:34.45 (4)		1:49.28 (4)

**3 Rababe ARAFI**

MAR 12 Jan 91 **2:03.44**

1	30.45	2	16.42	3	16.91	4	15.65	5	14.94	6	14.84
	30.45 (7)		46.87 (5)		1:03.78 (4)		1:19.43 (3)		1:34.37 (3)		1:49.21 (3)

**4 Lynsey SHARP**

GBR 11 Jul 90 **2:03.57**

1	29.44	2	17.22	3	16.91	4	15.72	5	14.96	6	14.83
	29.44 (2)		46.66 (2)		1:03.57 (2)		1:19.29 (2)		1:34.25 (2)		1:49.08 (2)

**5 Carley THOMAS**

AUS 26 Dec 00 **2:04.65**

1	29.69	2	17.15	3	17.08	4	15.85	5	14.89	6	14.83
	29.69 (4)		46.84 (4)		1:03.92 (5)		1:19.77 (5)		1:34.66 (5)		1:49.49 (5)

**6 Eleonora VANDI**

ITA 15 Mar 96 **2:04.98**

1	29.87	2	17.20	3	16.96	4	15.75	5	14.88	6	14.96
	29.87 (5)		47.07 (7)		1:04.03 (6)		1:19.78 (6)		1:34.66 (6)		1:49.62 (6)

**Tsepang SELLO**

LES 23 Feb 97 **DQ** 163.5

1	30.06	2	16.98	3	17.23	4	16.52	5	16.89	6	17.93
	30.06 (6)		47.04 (6)		1:04.27 (7)		1:20.79 (7)		1:37.68 (7)		1:55.61 (7)

**NOTE** IAAF Rule 163.5 - Leaving the lane before the breakline

# RESULTS



## 800 Metres Women - Round 1

First 3 in each heat (Q) and the next 6 fastest (q) advance to the Semi-Finals

### WIND READING INFORMATION UPDATED

RECORDS	RESULT NAME	COUNTRY	AGE	VENUE	DATE
World Record <b>WR</b>	<b>1:53.28</b> Jarmila KRATOCHVÍLOVÁ	TCH	32	München (Olympiastadion)	26 Jul 1983
Championships Record <b>CR</b>	<b>1:54.68</b> Jarmila KRATOCHVÍLOVÁ	TCH	32	Helsinki (Olympic Stadium)	9 Aug 1983
World Leading <b>WL</b>	<b>1:54.98</b> Caster SEMENYA	RSA	28	Doha (QAT)	3 May 2019
Area Record <b>AR</b>	National Record <b>NR</b>	Personal Best <b>PB</b>	Season Best <b>SB</b>		

### Heat 1

6

27 September 2019 17:10 START TIME

25° C TEMPERATURE 67% HUMIDITY

PLACE	NAME	COUNTRY	DATE OF BIRTH	LANE	RESULT
1	Ajee WILSON	USA	8 May 94	8	<b>2:02.10</b> Q
2	Halimah NAKAAYI	UGA	14 Oct 94	5	<b>2:02.33</b> Q
3	Hedda HYNNE	NOR	13 Mar 90	3	<b>2:02.49</b> Q
4	Christina HERING	GER	9 Oct 94	9	<b>2:03.15</b> (.142)
5	Sara KUIVISTO	FIN	18 Aug 91	4	<b>2:03.15</b> (.143)
6	Renée EYKENS	BEL	8 Jun 96	6	<b>2:03.65</b>
7	Gabriela GAJANOVÁ	SVK	12 Oct 99	7	<b>2:04.45</b>

#### INTERMEDIATE TIMES

200 m	28.47 Ajee WILSON	300 m	44.80 Ajee WILSON
400 m	1:01.28 Ajee WILSON	500 m	1:17.23 Ajee WILSON
600 m	1:32.17 Ajee WILSON	700 m	1:47.44 Ajee WILSON

### Heat 2

6

27 September 2019 17:18 START TIME

25° C TEMPERATURE 67% HUMIDITY

PLACE	NAME	COUNTRY	DATE OF BIRTH	LANE	RESULT
1	Raevyn ROGERS	USA	7 Sep 96	5	<b>2:02.01</b> Q
2	Shelayna OSKAN-CLARKE	GBR	20 Jan 90	4	<b>2:02.09</b> Q
3	Morgan MITCHELL	AUS	3 Oct 94	6	<b>2:02.13</b> Q
4	Eunice Jepkoech SUM	KEN	10 Apr 88	8	<b>2:02.17</b> q
5	Anna SABAT	POL	9 Nov 93	3	<b>2:02.43</b> q
6	Selina BÜCHEL	SUI	26 Jul 91	9	<b>2:03.38</b>
7	Lokonyen Rose NATHIKE	ART	1 Jan 93	7	<b>2:13.39</b> PB

#### INTERMEDIATE TIMES

200 m	27.64 Raevyn ROGERS	300 m	43.34 Raevyn ROGERS
400 m	59.98 Raevyn ROGERS	500 m	1:15.95 Raevyn ROGERS
600 m	1:31.01 Raevyn ROGERS	700 m	1:46.08 Raevyn ROGERS

### Heat 3

6

27 September 2019 17:26 START TIME

25° C TEMPERATURE 67% HUMIDITY

PLACE	NAME	COUNTRY	DATE OF BIRTH	LANE	RESULT
1	Winnie NANYONDO	UGA	23 Aug 93	8	<b>2:00.36</b> Q
2	Katharina TROST	GER	28 Jun 95	4	<b>2:01.45</b> Q
3	Halima HACHLAF	MAR	6 Sep 88	6	<b>2:01.50</b> Q
4	Lindsey BUTTERWORTH	CAN	27 Sep 92	7	<b>2:01.64</b> q
5	Līga VELVERE	LAT	10 Feb 90	5	<b>2:02.93</b> q
6	Catriona BISSET	AUS	1 Mar 94	3	<b>2:05.33</b>

#### INTERMEDIATE TIMES

200 m	27.70 Winnie NANYONDO	300 m	42.78 Winnie NANYONDO
400 m	58.34 Winnie NANYONDO	500 m	1:14.14 Winnie NANYONDO
600 m	1:29.61 Winnie NANYONDO	700 m	1:45.03 Winnie NANYONDO

**RESULTS**  
**800 Metres Women - Round 1**

WIND READING INFORMATION UPDATED

**Heat 4** **6** 27 September 2019 17:34 START TIME 25° C TEMPERATURE 67 % HUMIDITY

PLACE	NAME	COUNTRY	DATE OF BIRTH	LANE	RESULT	
1	<b>Natoya GOULE</b>	JAM	30 Mar 91	6	<b>2:01.01</b>	<b>Q</b>
2	<b>Ce'Aira BROWN</b>	USA	4 Nov 93	7	<b>2:01.14</b>	<b>Q</b>
3	<b>Noélie YARIGO</b>	BEN	26 Dec 85	4	<b>2:01.19</b>	<b>Q</b>
4	<b>Olha LYAKHOVA</b>	UKR	18 Mar 92	5	<b>2:01.47</b>	<b>q</b>
5	<b>Diribe WELTEJI</b>	ETH	13 May 02	9	<b>2:02.71</b>	<b>q</b>
6	<b>Diana MEZULIÁNIKOVÁ</b>	CZE	10 Apr 92	3	<b>2:03.48</b>	
7	<b>Déborah RODRÍGUEZ</b>	URU	2 Dec 92	8	<b>2:03.80</b>	

INTERMEDIATE TIMES

200 m	28.33 Natoya GOULE	300 m	44.32 Natoya GOULE
400 m	59.99 Natoya GOULE	500 m	1:15.65 Natoya GOULE
600 m	1:30.80 Natoya GOULE	700 m	1:45.68 Natoya GOULE

**Heat 5** **6** 27 September 2019 17:42 START TIME 25° C TEMPERATURE 67 % HUMIDITY

PLACE	NAME	COUNTRY	DATE OF BIRTH	LANE	RESULT	
1	<b>Nataliya PRISHCHEPA</b>	UKR	11 Sep 94	4	<b>2:03.22</b>	<b>Q</b>
2	<b>Chunyu WANG</b>	CHN	17 Jan 95	9	<b>2:03.25</b>	<b>Q</b>
3	<b>Alexandra BELL</b>	GBR	4 Nov 92	3	<b>2:03.34</b>	<b>Q</b>
4	<b>Lore HOFFMANN</b>	SUI	25 Jul 96	8	<b>2:03.40</b>	[.392]
5	<b>Malika AKKAOUI</b>	MAR	25 Dec 87	5	<b>2:03.40</b>	[.393]
6	<b>Lovisa LINDH</b>	SWE	9 Jul 91	6	<b>2:03.72</b>	
7	<b>Hanna GREEN</b>	USA	16 Oct 94	7	<b>2:04.37</b>	

INTERMEDIATE TIMES

200 m	29.00 Chunyu WANG	300 m	44.49 Chunyu WANG
400 m	1:00.50 Chunyu WANG	500 m	1:16.73 Chunyu WANG
600 m	1:32.37 Hanna GREEN	700 m	1:47.91 Chunyu WANG

**Heat 6** **6** 27 September 2019 17:50 START TIME 25° C TEMPERATURE 67 % HUMIDITY

PLACE	NAME	COUNTRY	DATE OF BIRTH	LANE	RESULT	
1	<b>Renelle LAMOTE</b>	FRA	26 Dec 93	8	<b>2:03.36</b>	<b>Q</b>
2	<b>Rose Mary ALMANZA</b>	CUB	13 Jul 92	3	<b>2:03.42</b>	<b>Q</b>
3	<b>Rababe ARAFI</b>	MAR	12 Jan 91	5	<b>2:03.44</b>	<b>Q</b>
4	<b>Lynsey SHARP</b>	GBR	11 Jul 90	7	<b>2:03.57</b>	
5	<b>Carley THOMAS</b>	AUS	26 Dec 00	9	<b>2:04.65</b>	
6	<b>Eleonora VANDI</b>	ITA	15 Mar 96	4	<b>2:04.98</b>	
	<b>Tsepang SELLO</b>	LES	23 Feb 97	6	<b>DQ</b>	163.5

**NOTE** IAAF Rule 163.5 - Leaving the lane before the breakline

INTERMEDIATE TIMES

200 m	29.43 Renelle LAMOTE	300 m	46.63 Rose Mary ALMANZA
400 m	1:03.46 Renelle LAMOTE	500 m	1:19.16 Renelle LAMOTE
600 m	1:34.16 Renelle LAMOTE	700 m	1:49.04 Renelle LAMOTE

ALL-TIME TOP LIST

RESULT	NAME	VENUE	DATE
1:53.28	Jarmila KRATOCHVÍLOVÁ (TCH)	nchen (Olympiastadion)	26 Jul 83
1:53.43	Nadezhda OLIZARENKO (URS)	Moskva (Lenin Stadium)	27 Jul 80
1:54.01	Pamela JELIMO (KEN)	Zürich (Letzigrund)	29 Aug 08
1:54.25	Caster SEMENYA (RSA)	Paris (FRA)	30 Jun 18
1:54.44	Ana Fidelia QUIROT (CUB)	Barcelona (Estadio Olímpico)	9 Sep 89
1:54.81	Olqa MINEYEVA (URS)	Moskva (Lenin Stadium)	27 Jul 80
1:54.94	Tatyana KAZANKINA (URS)	Montréal (Olympic Stadium)	26 Jul 76
1:55.05	Doina MELINTE (ROU)	Bucuresti	1 Aug 82
1:55.19	Maria de Lurdes MUTOLA (MOZ)	Zürich	17 Aug 94
1:55.19	Jolanda CEPLAK (SLO)	Heusden-Zolder	20 Jul 02

SEASON TOP LIST

RESULT	NAME	VENUE	2019
1:54.98	Caster SEMENYA (RSA)	Doha (QAT)	3 May
1:57.72	Ajee WILSON (USA)	Des Moines, IA (USA)	28 Jul
1:57.75	Francine NIYONSABA (BDI)	Doha (QAT)	3 May
1:57.90	Natoya GOULE (JAM)	Monaco (MON)	12 Jul
1:58.19	Hanna GREEN (USA)	Des Moines, IA (USA)	28 Jul
1:58.42	Laura MUIR (GBR)	Monaco (MON)	12 Jul
1:58.61	Lynsey SHARP (GBR)	London (GBR)	21 Jul
1:58.65	Raevyn ROGERS (USA)	Palo Alto, CA (USA)	30 Jun
1:58.78	Catriona BISSET (AUS)	London (GBR)	21 Jul
1:58.79	Jackline WAMBUI (KEN)	Nyayo National Stadium, Nairobi (KEN)	13 Sep

# RESULTS



## 10,000 Metres Women - Final

RECORDS	RESULT NAME	COUNTRY	AGE	VENUE	DATE
World Record <b>WR</b>	29:17.45 Almaz AYANA	ETH	25	Rio de Janeiro (Estádio Olímpico)	12 Aug 2016
Championships Record <b>CR</b>	30:04.18 Berhane ADERE	ETH	30	Paris Saint-Denis (Stade de France)	23 Aug 2003
World Leading <b>WL</b>	30:17.62 Sifan HASSAN	NED	26	Doha	28 Sep 2019
Area Record <b>AR</b>	National Record <b>NR</b>	Personal Best <b>PB</b>	Season Best <b>SB</b>		

28 September 2019 21:10 START TIME  
 TEMPERATURE 74 % HUMIDITY

PLACE	NAME	COUNTRY	DATE of BIRTH	ORDER	RESULT	
1	Sifan HASSAN	NED	1 Jan 93	11	<b>30:17.62</b>	<b>WL</b>
2	Letesenbet GIDEY	ETH	20 Mar 98	20	<b>30:21.23</b>	<b>PB</b>
3	Agnes Jebet TIROP	KEN	23 Oct 95	17	<b>30:25.20</b>	<b>PB</b>
4	Rosemary Monica WANJIRU	KEN	9 Dec 94	9	<b>30:35.75</b>	<b>PB</b>
5	Hellen OBIRI	KEN	13 Dec 89	7	<b>30:35.82</b>	<b>PB</b>
6	Senbere TEFERI	ETH	3 May 95	18	<b>30:44.23</b>	<b>SB</b>
7	Susan KRUMINS	NED	8 Jul 86	13	<b>31:05.40</b>	<b>PB</b>
8	Marielle HALL	USA	28 Jan 92	14	<b>31:05.71</b>	<b>PB</b>
9	Molly HUDDLE	USA	31 Aug 84	8	<b>31:07.24</b>	
10	Emily SISSON	USA	12 Oct 91	6	<b>31:12.56</b>	
11	Hitomi NIIYA	JPN	26 Feb 88	10	<b>31:12.99</b>	<b>SB</b>
12	Camille BUSCOMB	NZL	11 Jul 90	2	<b>31:13.21</b>	<b>PB</b>
13	Ellie PASHLEY	AUS	10 Dec 88	15	<b>31:18.89</b>	<b>PB</b>
14	Sinead DIVER	AUS	17 Feb 77	5	<b>31:25.49</b>	<b>PB</b>
15	Stephanie TWELL	GBR	17 Aug 89	12	<b>31:44.79</b>	
16	Stella CHESANG	UGA	1 Dec 96	3	<b>32:15.20</b>	
17	Natasha WODAK	CAN	17 Dec 81	21	<b>32:31.19</b>	
18	Rachael Zena CHEBET	UGA	5 Nov 96	19	<b>32:41.93</b>	<b>PB</b>
19	Minami YAMANOUCI	JPN	21 Dec 92	16	<b>32:53.46</b>	
20	Juliet CHEKWEL	UGA	25 May 90	22	<b>33:28.18</b>	
	Netsanet GUDETA	ETH	12 Feb 91	1	<b>DNF</b>	
	Alina REH	GER	23 May 97	4	<b>DNF</b>	



**RESULTS**  
**10,000 Metres Women - Final**

**INTERMEDIATE TIMES**

100 m	19.05 Agnes Jebet TIROP	200 m	40.51 Camille BUSCOMB
400 m	1:20.98 Alina REH	500 m	1:40.19 Camille BUSCOMB
600 m	1:59.03 Alina REH	700 m	2:17.70 Alina REH
800 m	2:36.59 Alina REH	900 m	2:55.15 Alina REH
1000 m	3:13.86 Alina REH	1100 m	3:32.62 Alina REH
1200 m	3:51.38 Alina REH	1300 m	4:10.04 Alina REH
1400 m	4:28.93 Alina REH	1500 m	4:47.47 Alina REH
1600 m	5:06.08 Alina REH	1700 m	5:24.84 Alina REH
1800 m	5:43.75 Alina REH	1900 m	6:02.33 Alina REH
2000 m	6:20.82 Alina REH	2100 m	6:39.49 Alina REH
2200 m	6:58.18 Alina REH	2300 m	7:16.64 Alina REH
2400 m	7:35.20 Alina REH	2500 m	7:53.90 Alina REH
2600 m	8:12.77 Alina REH	2700 m	8:31.67 Alina REH
2800 m	8:50.81 Alina REH	2900 m	9:09.96 Alina REH
3000 m	9:29.08 Alina REH	3100 m	9:48.03 Alina REH
3200 m	10:07.04 Alina REH	3300 m	10:25.90 Rosemary Monica WANJIRU
3400 m	10:43.64 Rosemary Monica WANJIRU	3500 m	11:01.66 Rosemary Monica WANJIRU
3600 m	11:19.12 Rosemary Monica WANJIRU	3700 m	11:37.11 Rosemary Monica WANJIRU
3800 m	11:55.27 Rosemary Monica WANJIRU	3900 m	12:12.93 Rosemary Monica WANJIRU
4000 m	12:30.99 Rosemary Monica WANJIRU	4100 m	12:49.50 Rosemary Monica WANJIRU
4200 m	13:07.28 Hellen OBIRI	4300 m	13:25.14 Hellen OBIRI
4400 m	13:43.11 Hellen OBIRI	4500 m	14:00.91 Hellen OBIRI
4600 m	14:18.91 Hellen OBIRI	4700 m	14:37.31 Hellen OBIRI
4800 m	14:55.62 Hellen OBIRI	4900 m	15:14.28 Agnes Jebet TIROP
5000 m	15:32.70 Agnes Jebet TIROP	5100 m	15:51.29 Agnes Jebet TIROP
5200 m	16:09.71 Agnes Jebet TIROP	5300 m	16:28.49 Agnes Jebet TIROP
5400 m	16:47.41 Agnes Jebet TIROP	5500 m	17:06.12 Rosemary Monica WANJIRU
5600 m	17:23.65 Rosemary Monica WANJIRU	5700 m	17:41.79 Rosemary Monica WANJIRU
5800 m	17:59.88 Rosemary Monica WANJIRU	5900 m	18:17.89 Rosemary Monica WANJIRU
6000 m	18:36.29 Rosemary Monica WANJIRU	6100 m	18:54.84 Rosemary Monica WANJIRU
6200 m	19:13.29 Rosemary Monica WANJIRU	6300 m	19:31.72 Rosemary Monica WANJIRU
6400 m	19:50.10 Rosemary Monica WANJIRU	6500 m	20:09.33 Rosemary Monica WANJIRU
6600 m	20:28.18 Hellen OBIRI	6700 m	20:45.93 Hellen OBIRI
6800 m	21:03.81 Hellen OBIRI	6900 m	21:21.92 Hellen OBIRI
7000 m	21:39.89 Hellen OBIRI	7100 m	21:58.29 Hellen OBIRI
7200 m	22:16.65 Hellen OBIRI	7300 m	22:34.69 Hellen OBIRI
7400 m	22:52.92 Hellen OBIRI	7500 m	23:11.54 Hellen OBIRI
7600 m	23:30.34 Hellen OBIRI	7700 m	23:49.51 Hellen OBIRI
7800 m	24:07.78 Letesenbet GIDEY	7900 m	24:26.49 Letesenbet GIDEY
8000 m	24:44.90 Letesenbet GIDEY	8100 m	25:04.19 Agnes Jebet TIROP
8200 m	25:22.61 Rosemary Monica WANJIRU	8300 m	25:41.46 Rosemary Monica WANJIRU
8400 m	25:59.76 Rosemary Monica WANJIRU	8500 m	26:17.55 Letesenbet GIDEY
8600 m	26:33.07 Letesenbet GIDEY	8700 m	26:48.85 Letesenbet GIDEY
8800 m	27:04.66 Letesenbet GIDEY	8900 m	27:20.82 Letesenbet GIDEY
9000 m	27:37.22 Letesenbet GIDEY	9100 m	27:53.73 Letesenbet GIDEY
9200 m	28:09.98 Letesenbet GIDEY	9300 m	28:26.68 Letesenbet GIDEY
9400 m	28:43.34 Letesenbet GIDEY	9500 m	28:59.96 Letesenbet GIDEY
9600 m	29:16.13 Sifan HASSAN	9700 m	29:32.30 Sifan HASSAN
9800 m	29:47.19 Sifan HASSAN	9900 m	30:02.10 Sifan HASSAN

**ALL-TIME TOP LIST**

**SEASON TOP LIST**

RESULT	NAME	VENUE	DATE	RESULT	NAME	VENUE	2019
29:17.45	Almaz AYANA (ETH)	Rio de Janeiro (Estádio Olímpico)	12 Aug 16	30:17.62	Sifan HASSAN (NED)	Doha	28 Sep
29:31.78	Junxia WANG (CHN)	Beijing (NOCAS)	8 Sep 93	30:21.23	Letesenbet GIDEY (ETH)	Doha	28 Sep
29:32.53	Vivian Jepkemoi CHERUIYOT (KEN)	(Estádio Olímpico)	12 Aug 16	30:25.20	Agnes Jebet TIROP (KEN)	Doha	28 Sep
29:42.56	Tirunesh DIBABA (ETH)	Rio de Janeiro (Estádio Olímpico)	12 Aug 16	30:35.75	Rosemary Monica WANJIRU (KEN)	Doha	28 Sep
29:53.51	Alice Aprot NAWOWUNA (KEN)	neiro (Estádio Olímpico)	12 Aug 16	30:35.82	Hellen OBIRI (KEN)	Doha	28 Sep
29:53.80	Meselech MELKAMU (ETH)	Utrecht	14 Jun 09	30:40.85	Netsanet GUDETA (ETH)	Hengelo (NED)	17 Jul
29:59.20	Meseret DEFAR (ETH)	Birmingham, GBR	11 Jul 09	30:44.23	Senbere TEFERI (ETH)	Doha	28 Sep
30:01.09	Paula RADCLIFFE (GBR)	München	6 Aug 02	30:46.24	Zeineba YIMER (ETH)	Hengelo (NED)	17 Jul
30:04.18	Berhane ADERE (ETH)	aris Saint-Denis (Stade de France)	23 Aug 03	30:49.57	Emily SISSON (USA)	Palo Alto, CA (USA)	29 Mar
30:07.15	Werknesh KIDANE (ETH)	Saint-Denis (Stade de France)	23 Aug 03	30:51.86	Dera DIDA (ETH)	Hengelo (NED)	17 Jul

# RACE ANALYSIS

## 10,000 Metres Women - Final



SPLIT TIMES UPDATED

28 September 2019 21:10 START TIME TEMPERATURE 74% HUMIDITY

1	100 m	2	200 m	3	300 m	4	400 m	5	500 m	6	600 m	7	700 m	8	800 m	9	900 m	10	1000 m
11	1100 m	12	1200 m	13	1300 m	14	1400 m	15	1500 m	16	1600 m	17	1700 m	18	1800 m	19	1900 m	20	2000 m
21	2100 m	22	2200 m	23	2300 m	24	2400 m	25	2500 m	26	2600 m	27	2700 m	28	2800 m	29	2900 m	30	3000 m
31	3100 m	32	3200 m	33	3300 m	34	3400 m	35	3500 m	36	3600 m	37	3700 m	38	3800 m	39	3900 m	40	4000 m
41	4100 m	42	4200 m	43	4300 m	44	4400 m	45	4500 m	46	4600 m	47	4700 m	48	4800 m	49	4900 m	50	5000 m
51	5100 m	52	5200 m	53	5300 m	54	5400 m	55	5500 m	56	5600 m	57	5700 m	58	5800 m	59	5900 m	60	6000 m
61	6100 m	62	6200 m	63	6300 m	64	6400 m	65	6500 m	66	6600 m	67	6700 m	68	6800 m	69	6900 m	70	7000 m
71	7100 m	72	7200 m	73	7300 m	74	7400 m	75	7500 m	76	7600 m	77	7700 m	78	7800 m	79	7900 m	80	8000 m
81	8100 m	82	8200 m	83	8300 m	84	8400 m	85	8500 m	86	8600 m	87	8700 m	88	8800 m	89	8900 m	90	9000 m
91	9100 m	92	9200 m	93	9300 m	94	9400 m	95	9500 m	96	9600 m	97	9700 m	98	9800 m	99	9900 m		

1 Sifan HASSAN										NED 1 Jan 93										30:17.62
1	20.38	2	21.96	5	19.79	6	18.82	7	18.99	8	18.51	9	18.94	10	18.55	11	19.10	12	18.62	WL
	20.38 (19)		42.34 (18)		1:42.99 (18)		2:01.81 (20)		2:20.80 (19)		2:39.31 (19)		2:58.25 (19)		3:16.80 (19)		3:35.90 (20)		3:54.52 (19)	
13	18.90	14	18.36	15	18.72	16	18.72	17	19.14	18	18.73	19	18.81	20	18.15	21	19.02	22	18.71	
	4:13.42 (19)		4:31.78 (19)		4:50.50 (18)		5:09.22 (19)		5:28.36 (20)		5:47.09 (20)		6:05.90 (20)		6:24.05 (20)		6:43.07 (20)		7:01.78 (20)	
23	18.77	24	18.59	25	18.94	26	18.81	27	18.84	28	18.97	29	19.51	30	18.05	31	18.66	32	18.70	
	7:20.55 (20)		7:39.14 (19)		7:58.08 (19)		8:16.89 (19)		8:35.73 (19)		8:54.70 (19)		9:14.21 (19)		9:32.26 (18)		9:50.92 (19)		10:09.62 (19)	
33	18.93	34	17.78	35	18.51	36	17.55	37	17.89	38	17.23	39	17.98	40	17.91	41	18.40	42	17.73	
	10:28.55 (19)		10:46.33 (18)		11:04.84 (19)		11:22.39 (17)		11:40.28 (13)		11:57.51 (10)		12:15.49 (9)		12:33.40 (7)		12:51.80 (7)		13:09.53 (7)	
43	17.84	44	17.72	45	17.81	46	17.65	47	18.20	48	18.27	49	18.37	50	18.43	51	18.55	52	18.25	
	13:27.37 (7)		13:45.09 (7)		14:02.90 (7)		14:20.55 (7)		14:38.75 (7)		14:57.02 (7)		15:15.39 (7)		15:33.82 (7)		15:52.37 (7)		16:10.62 (5)	
53	18.81	54	18.89	55	18.65	56	17.59	57	17.17	58	18.03	59	18.02	60	18.45	61	18.58	62	18.43	
	16:29.43 (5)		16:48.32 (5)		17:06.97 (5)		17:24.56 (5)		17:42.73 (5)		18:00.76 (5)		18:18.78 (5)		18:37.23 (5)		18:55.81 (5)		19:14.24 (5)	
63	18.40	64	18.34	65	19.24	66	18.80	67	17.84	68	17.84	69	18.13	70	18.17	71	18.36	72	18.10	
	19:32.64 (5)		19:50.98 (5)		20:10.22 (5)		20:29.02 (6)		20:46.86 (6)		21:04.70 (6)		21:22.83 (6)		21:41.00 (6)		21:59.36 (6)		22:17.46 (6)	
73	18.12	74	18.05	75	18.56	76	18.91	77	19.11	78	18.21	79	18.48	80	18.42	81	19.40	82	18.44	
	22:35.58 (6)		22:53.63 (6)		23:12.19 (6)		23:31.10 (6)		23:50.21 (6)		24:08.42 (6)		24:26.90 (5)		24:45.32 (6)		25:04.72 (6)		25:23.16 (6)	
83	19.15	84	18.16	85	18.06	86	15.58	87	16.09	88	15.99	89	16.00	90	16.00	91	16.78	92	16.17	
	25:42.31 (6)		26:00.47 (6)		26:18.53 (6)		26:34.11 (4)		26:50.20 (4)		27:06.19 (4)		27:22.19 (4)		27:38.19 (3)		27:54.97 (3)		28:11.14 (2)	
93	16.57	94	16.21	95	16.24	96	15.97	97	16.17	98	14.89	99	14.91							
	28:27.71 (2)		28:43.92 (2)		29:00.16 (2)		29:16.13 (1)		29:32.30 (1)		29:47.19 (1)		30:02.10 (1)							

2 Letesenbet GIDEY										ETH 20 Mar 98										30:21.23
1	20.43	2	22.51	5	19.92	6	18.69	7	18.94	8	18.55	9	18.98	10	18.49	11	19.07	12	18.65	PB
	20.43 (20)		42.94 (22)		1:43.70 (21)		2:02.39 (22)		2:21.33 (22)		2:39.88 (22)		2:58.86 (22)		3:17.35 (22)		3:36.42 (22)		3:55.07 (22)	
13	18.96	14	18.29	15	18.77	16	18.66	17	19.12	18	18.70	19	18.92	20	18.14	21	18.96	22	18.75	
	4:14.03 (22)		4:32.32 (22)		4:51.09 (22)		5:09.75 (22)		5:28.87 (22)		5:47.57 (22)		6:06.49 (22)		6:24.63 (22)		6:43.59 (22)		7:02.34 (22)	
23	18.71	24	18.65	25	18.88	26	19.03	27	18.99	28	18.87	29	19.37	30	17.78	31	18.91	32	18.68	
	7:21.05 (22)		7:39.70 (22)		7:58.58 (22)		8:17.61 (22)		8:36.60 (22)		8:55.47 (22)		9:14.84 (22)		9:32.62 (21)		9:51.53 (21)		10:10.21 (21)	
33	18.76	34	17.36	35	18.02	36	17.33	37	16.81	38	17.89	39	17.81	40	18.01	41	18.50	42	17.76	
	10:28.97 (21)		10:46.33 (19)		11:04.35 (16)		11:21.68 (10)		11:38.49 (6)		11:56.38 (6)		12:14.19 (6)		12:32.20 (6)		12:50.70 (6)		13:08.46 (6)	
43	17.84	44	18.09	45	17.76	46	17.88	47	18.46	48	18.30	49	18.36	50	18.62	51	18.59	52	18.64	
	13:26.30 (6)		13:44.39 (6)		14:02.15 (6)		14:20.03 (6)		14:38.49 (6)		14:56.79 (6)		15:15.15 (6)		15:33.77 (6)		15:52.36 (6)		16:11.00 (7)	
53	18.97	54	18.80	55	18.65	56	17.64	57	18.02	58	17.98	59	17.98	60	18.50	61	18.56	62	18.37	
	16:29.97 (7)		16:48.77 (7)		17:07.42 (7)		17:25.06 (6)		17:43.08 (6)		18:01.06 (6)		18:19.04 (6)		18:37.54 (6)		18:56.10 (6)		19:14.47 (6)	
63	18.45	64	18.27	65	19.27	66	18.17	67	17.94	68	17.89	69	18.17	70	18.12	71	18.36	72	18.30	
	19:32.92 (6)		19:51.19 (6)		20:10.46 (6)		20:28.63 (3)		20:46.57 (4)		21:04.46 (5)		21:22.63 (5)		21:40.75 (5)		21:59.11 (5)		22:17.41 (5)	
73	18.08	74	17.82	75	18.61	76	18.89	77	18.87	78	18.10	79	18.71	80	18.41	81	19.33	82	18.60	
	22:35.49 (5)		22:53.31 (3)		23:11.92 (4)		23:30.81 (4)		23:49.68 (2)		24:07.78 (1)		24:26.49 (1)		24:44.90 (1)		25:04.23 (2)		25:22.83 (3)	
83	18.97	84	18.47	85	17.28	86	15.52	87	15.78	88	15.81	89	16.16	90	16.40	91	16.51	92	16.25	
	25:41.80 (3)		26:00.27 (5)		26:17.55 (1)		26:33.07 (1)		26:48.85 (1)		27:04.66 (1)		27:20.82 (1)		27:37.22 (1)		27:53.73 (1)		28:09.98 (1)	
93	16.70	94	16.66	95	16.62	96	16.40	97	16.18	98	15.46	99	16.28							
	28:26.68 (1)		28:43.34 (1)		28:59.96 (1)		29:16.36 (2)		29:32.54 (2)		29:48.00 (2)		30:04.28 (2)							



**RACE ANALYSIS**  
**10,000 Metres Women - Final**

SPLIT TIMES UPDATED

3 Agnes Jebet TIROP												KEN		23 Oct 95		30:25.20				
1	19.05	2	21.81	5	19.47	6	19.34	7	18.85	8	18.80	9	18.55	10	18.72	11	18.67	12	18.82	PB
	<b>19.05</b> (1)		40.86 (2)		1:41.15 (3)		2:00.49 (7)		2:19.34 (7)		2:38.14 (8)		2:56.69 (7)		3:15.41 (7)		3:34.08 (7)		3:52.90 (7)	
13	18.71	14	18.80	15	18.55	16	18.57	17	18.95	18	18.81	19	18.60	20	18.52	21	18.67	22	18.73	
	4:11.61 (7)		4:30.41 (7)		4:48.96 (7)		5:07.53 (7)		5:26.48 (7)		5:45.29 (7)		6:03.89 (7)		6:22.41 (7)		6:41.08 (7)		6:59.81 (7)	
23	18.48	24	18.44	25	18.87	26	18.66	27	18.86	28	19.17	29	19.27	30	18.85	31	18.96	32	18.74	
	7:18.29 (7)		7:36.73 (7)		7:55.60 (7)		8:14.26 (7)		8:33.12 (7)		8:52.29 (7)		9:11.56 (7)		9:30.41 (8)		9:49.37 (7)		10:08.11 (8)	
33	18.38	34	17.62	35	18.05	36	17.45	37	17.99	38	18.13	39	17.71	40	18.02	41	18.54	42	17.72	
	10:26.49 (6)		10:44.11 (3)		11:02.16 (3)		11:19.61 (3)		11:37.60 (3)		11:55.73 (3)		12:13.44 (3)		12:31.46 (3)		12:50.00 (3)		13:07.72 (3)	
43	17.86	44	18.03	45	17.76	46	17.98	47	18.34	48	18.39	49	18.20	50	18.42	51	18.59	52	18.42	
	13:25.58 (3)		13:43.61 (3)		14:01.37 (3)		14:19.35 (3)		14:37.69 (3)		14:56.08 (3)		<b>15:14.28</b> (1)		<b>15:32.70</b> (1)		<b>15:51.29</b> (1)		<b>16:09.71</b> (1)	
53	18.78	54	18.92	55	18.90	56	17.55	57	18.18	58	18.09	59	18.00	60	18.40	61	18.55	62	18.46	
	<b>16:28.49</b> (1)		<b>16:47.41</b> (1)		17:06.31 (2)		17:23.86 (2)		17:42.04 (2)		18:00.13 (2)		18:18.13 (2)		18:36.53 (2)		18:55.08 (2)		19:13.54 (2)	
63	18.42	64	18.36	65	19.23	66	19.32	67	17.50	68	17.83	69	18.15	70	17.99	71	18.38	72	18.34	
	19:31.96 (2)		19:50.32 (2)		20:09.55 (2)		20:28.87 (5)		20:46.37 (3)		21:04.20 (3)		21:22.35 (3)		21:40.34 (3)		21:58.72 (3)		22:17.06 (3)	
73	18.08	74	18.19	75	18.58	76	18.78	77	19.21	78	18.02	79	18.75	80	18.31	81	19.21	82	18.49	
	22:35.14 (3)		22:53.33 (4)		23:11.91 (3)		23:30.69 (3)		23:49.90 (4)		24:07.92 (2)		24:26.67 (2)		24:44.98 (2)		<b>25:04.19</b> (1)		25:22.68 (2)	
83	18.93	84	18.29	85	18.09	86	15.65	87	15.91	88	15.63	89	16.64	90	16.24	91	16.86	92	16.45	
	25:41.61 (2)		25:59.90 (2)		26:17.99 (3)		26:33.64 (3)		26:49.55 (3)		27:05.18 (2)		27:21.82 (3)		27:38.06 (2)		27:54.92 (2)		28:11.37 (3)	
93	16.74	94	16.37	95	16.56	96	16.85	97	17.11	98	16.73	99	16.92							
	28:28.11 (3)		28:44.48 (3)		29:01.04 (3)		29:17.89 (3)		29:35.00 (3)		29:51.73 (3)		30:08.65 (3)							

4 Rosemary Monica WANJIRU												KEN		9 Dec 94		30:35.75				
1	20.45	2	22.22	5	19.88	6	18.45	7	18.88	8	18.33	9	18.67	10	18.72	11	18.91	12	18.44	PB
	20.45 (21)		42.67 (20)		1:43.17 (19)		2:01.62 (18)		2:20.50 (16)		2:38.83 (15)		2:57.50 (13)		3:16.22 (14)		3:35.13 (13)		3:53.57 (11)	
13	18.35	14	18.69	15	18.57	16	18.61	17	18.90	18	18.86	19	18.56	20	18.53	21	18.70	22	18.68	
	4:11.92 (9)		4:30.61 (8)		4:49.18 (8)		5:07.79 (8)		5:26.69 (8)		5:45.55 (8)		6:04.11 (8)		6:22.64 (8)		6:41.34 (8)		7:00.02 (8)	
23	18.49	24	18.47	25	18.82	26	18.66	27	18.89	28	19.20	29	19.29	30	18.88	31	18.91	32	18.23	
	7:18.51 (8)		7:36.98 (8)		7:55.80 (8)		8:14.46 (8)		8:33.35 (8)		8:52.55 (8)		9:11.84 (8)		9:30.72 (11)		9:49.63 (11)		10:07.86 (5)	
33	18.04	34	17.74	35	18.02	36	17.46	37	17.99	38	18.16	39	17.66	40	18.06	41	18.51	42	18.00	
	<b>10:25.90</b> (1)		<b>10:43.64</b> (1)		<b>11:01.66</b> (1)		<b>11:19.12</b> (1)		<b>11:37.11</b> (1)		<b>11:55.27</b> (1)		<b>12:12.93</b> (1)		<b>12:30.99</b> (1)		<b>12:49.50</b> (1)		13:07.50 (2)	
43	17.82	44	18.04	45	17.77	46	17.98	47	18.34	48	18.37	49	18.66	50	18.45	51	18.53	52	18.48	
	13:25.32 (2)		13:43.36 (2)		14:01.13 (2)		14:19.11 (2)		14:37.45 (2)		14:55.82 (2)		15:14.48 (3)		15:32.93 (2)		15:51.46 (2)		16:09.94 (2)	
53	18.77	54	18.93	55	18.48	56	17.53	57	18.14	58	18.09	59	18.01	60	18.40	61	18.55	62	18.45	
	16:28.71 (2)		16:47.64 (2)		<b>17:06.12</b> (1)		<b>17:23.65</b> (1)		<b>17:41.79</b> (1)		<b>17:59.88</b> (1)		<b>18:17.89</b> (1)		<b>18:36.29</b> (1)		<b>18:54.84</b> (1)		<b>19:13.29</b> (1)	
63	18.43	64	18.38	65	19.23	66	19.37	67	17.88	68	17.71	69	18.21	70	18.04	71	18.33	72	18.36	
	<b>19:31.72</b> (1)		<b>19:50.10</b> (1)		<b>20:09.33</b> (1)		20:28.70 (4)		20:46.58 (5)		21:04.29 (4)		21:22.50 (4)		21:40.54 (4)		21:58.87 (4)		22:17.23 (4)	
73	18.10	74	18.15	75	18.62	76	18.80	77	19.08	78	18.05	79	18.83	80	18.36	81	19.19	82	18.20	
	22:35.33 (4)		22:53.48 (5)		23:12.10 (5)		23:30.90 (5)		23:49.98 (5)		24:08.03 (4)		24:26.86 (4)		24:45.22 (5)		25:04.41 (3)		<b>25:22.61</b> (1)	
83	18.85	84	18.30	85	18.46	86	16.15	87	16.16	88	16.39	89	16.95	90	17.15	91	17.82	92	18.01	
	<b>25:41.66</b> (1)		<b>25:59.76</b> (1)		26:18.22 (4)		26:34.37 (6)		26:50.53 (5)		27:06.92 (5)		27:23.87 (5)		27:41.02 (5)		27:58.84 (5)		28:16.85 (5)	
93	17.88	94	17.67	95	17.84	96	17.92	97	17.52	98	17.19	99	17.14							
	28:34.73 (5)		28:52.40 (5)		29:10.24 (5)		29:28.16 (5)		29:45.68 (5)		30:02.87 (5)		30:20.01 (5)							

5 Hellen OBIRI												KEN		13 Dec 89		30:35.82				
1	20.18	2	22.30	5	19.90	6	18.38	7	18.92	8	18.29	9	18.69	10	18.74	11	18.96	12	18.73	PB
	20.18 (18)		42.48 (19)		1:42.98 (17)		2:01.36 (16)		2:20.28 (14)		2:38.57 (12)		2:57.26 (12)		3:16.00 (12)		3:34.96 (11)		3:53.69 (12)	
13	18.83	14	18.71	15	18.69	16	18.58	17	18.93	18	18.50	19	18.53	20	18.44	21	18.64	22	18.74	
	4:12.52 (12)		4:31.23 (13)		4:49.92 (13)		5:08.50 (12)		5:27.43 (11)		5:45.93 (10)		6:04.46 (10)		6:22.90 (9)		6:41.54 (9)		7:00.28 (9)	
23	18.48	24	18.49	25	18.80	26	18.65	27	18.87	28	19.20	29	19.09	30	18.35	31	18.97	32	18.74	
	7:18.76 (9)		7:37.25 (9)		7:56.05 (9)		8:14.70 (9)		8:33.57 (9)		8:52.77 (9)		9:11.86 (9)		9:30.21 (6)		9:49.18 (6)		10:07.92 (6)	
33	18.32	34	17.62	35	18.05	36	17.46	37	17.99	38	18.16	39	17.64	40	18.04	41	18.54	42	17.54	
	10:26.24 (3)		10:43.86 (2)		11:01.91 (2)		11:19.37 (2)		11:37.36 (2)		11:55.52 (2)		12:13.16 (2)		12:31.20 (2)		12:49.74 (2)		<b>13:07.28</b> (1)	
43	17.86	44	17.97	45	17.80	46	18.00	47	18.40	48	18.31	49	18.69	50	19.08	51	18.55	52	18.45	
	<b>13:25.14</b> (1)		<b>13:43.11</b> (1)		<b>14:00.91</b> (1)		<b>14:18.91</b> (1)		<b>14:37.31</b> (1)		<b>14:55.62</b> (1)		15:14.31 (2)		15:33.39 (4)		15:51.94 (4)		16:10.39 (4)	
53	18.76	54	18.93	55	18.69	56	17.50	57	18.19	58	18.07	59	18.08	60	18.40	61	18.56	62	18.42	
	16:29.15 (4)		16:48.08 (4)		17:06.77 (4)		17:24.27 (4)		17:42.46 (4)		18:00.53 (4)		18:18.61 (4)		18:37.01 (4)		18:55.57 (4)		19:13.99 (4)	
63	18.44	64	18.37	65	19.20	66	18.18	67	17.75	68	17.88	69	18.11	70	17.97	71	18.40	72	18.36	
	19:32.43 (4)		19:50.80 (4)		20:10.00 (4)		<b>20:28.18</b> (1)		<b>20:45.93</b> (1)		<b>21:03.81</b> (1)		<b>21:21.92</b> (1)		<b>21:39.89</b> (1)		<b>21:58.29</b> (1)		<b>22:16.65</b> (1)	
73	18.04	74	18.23	75	18.62	76	18.80	77	19.17	78	18.43	79	18.79	80	18.35	81	19.40	82	18.49	
	<b>22:34.69</b> (1)		<b>22:52.92</b> (1)		<b>23:11.54</b> (1)		<b>23:30.34</b> (1)		<b>23:49.51</b> (1)		24:07.94 (3)		24:26.73 (3)		24:45.08 (3)		25:04.48 (5)		25:22.97 (5)	
83	19.06	84	18.04	85	17.73	86	15.53	87	15.90	88	16.14	89	16.26	90	16.72	91	17.17	92	17.27	
	25:42.03 (5)		26:00.07 (3)		26:17.80 (2)		26:33.33 (2)		26:49.23 (2)		27:05.37 (3)		27:21.63 (2)		27:38.35 (4)		27:55.52 (4)		28:12.79 (4)	
93	17.69	94	17.71	95	18.70	96	18.48	97	18.46	98	18.42	99	17.33							
	28:30.48 (4)		28:48.19 (4)		29:06.89 (4)		29:25.37 (4)		29:43.83 (4)		30:02.25 (4)		30:19.58 (4)							

**RACE ANALYSIS**  
**10,000 Metres Women - Final**

SPLIT TIMES UPDATED

6 Senbere TEFERI												ETH												3 May 95		30:44.23	
1	19.80	2	21.65	5	19.89	6	18.87	7	18.96	8	18.35	9	18.66	10	18.74	11	18.81	12	18.94	SB							
	19.80 (13)		41.45 (8)		1:42.17 (12)		2:01.04 (13)		2:20.00 (12)		2:38.35 (10)		2:57.01 (10)		3:15.75 (10)		3:34.56 (9)		3:53.50 (10)								
13	18.81	14	19.09	15	18.76	16	18.60	17	18.94	18	18.46	19	18.61	20	18.26	21	18.72	22	18.81								
	4:12.31 (11)		4:31.40 (15)		4:50.16 (15)		5:08.76 (14)		5:27.70 (13)		5:46.16 (12)		6:04.77 (12)		6:23.03 (10)		6:41.75 (10)		7:00.56 (11)								
23	18.67	24	18.22	25	18.80	26	18.70	27	18.89	28	19.16	29	19.16	30	18.39	31	19.07	32	18.74								
	7:19.23 (11)		7:37.45 (10)		7:56.25 (10)		8:14.95 (10)		8:33.84 (10)		8:53.00 (10)		9:12.16 (10)		9:30.55 (10)		9:49.62 (9)		10:08.36 (10)								
33	18.37	34	17.57	35	18.09	36	17.45	37	17.98	38	18.13	39	17.73	40	17.97	41	18.57	42	17.69								
	10:26.73 (9)		10:44.30 (4)		11:02.39 (4)		11:19.84 (4)		11:37.82 (4)		11:55.95 (4)		12:13.68 (4)		12:31.65 (4)		12:50.22 (4)		13:07.91 (4)								
43	17.90	44	18.05	45	17.72	46	17.96	47	18.40	48	18.39	49	18.38	50	18.41	51	18.58	52	18.43								
	13:25.81 (4)		13:43.86 (4)		14:01.58 (4)		14:19.54 (4)		14:37.94 (4)		14:56.33 (4)		15:14.71 (4)		15:33.12 (3)		15:51.70 (3)		16:10.13 (3)								
53	18.81	54	18.91	55	18.69	56	17.54	57	18.14	58	18.09	59	18.07	60	18.40	61	18.54	62	18.45								
	16:28.94 (3)		16:47.85 (3)		17:06.54 (3)		17:24.08 (3)		17:42.22 (3)		18:00.31 (3)		18:18.38 (3)		18:36.78 (3)		18:55.32 (3)		19:13.77 (3)								
63	18.39	64	18.40	65	19.20	66	18.66	67	17.71	68	17.90	69	18.09	70	17.99	71	18.37	72	18.37								
	19:32.16 (3)		19:50.56 (3)		20:09.76 (3)		20:28.42 (2)		20:46.13 (2)		21:04.03 (2)		21:22.12 (2)		21:40.11 (2)		21:58.48 (2)		22:16.85 (2)								
73	18.07	74	18.17	75	18.62	76	18.79	77	19.19	78	18.53	79	18.83	80	18.15	81	19.23	82	18.42								
	22:34.92 (2)		22:53.09 (2)		23:11.71 (2)		23:30.50 (2)		23:49.69 (3)		24:08.22 (5)		24:27.05 (6)		24:45.20 (4)		25:04.43 (4)		25:22.85 (4)								
83	18.96	84	18.44	85	18.03	86	16.04	87	17.07	88	17.69	89	17.98	90	18.44	91	18.05	92	18.09								
	25:41.81 (4)		26:00.25 (4)		26:18.28 (5)		26:34.32 (5)		26:51.39 (6)		27:09.08 (6)		27:27.06 (6)		27:45.50 (6)		28:03.55 (6)		28:21.64 (6)								
93	18.25	94	18.17	95	18.25	96	17.60	97	17.90	98	17.66	99	17.64														
	28:39.89 (6)		28:58.06 (6)		29:16.31 (6)		29:33.91 (6)		29:51.81 (6)		30:09.47 (6)		30:27.11 (6)														

7 Susan KRUMINS												NED												8 Jul 86		31:05.40	
1	20.66	2	22.06	5	19.90	6	18.75	7	18.97	8	18.52	9	18.98	10	18.51	11	19.08	12	18.63	PB							
	20.66 (22)		42.72 (21)		1:43.34 (20)		2:02.09 (21)		2:21.06 (21)		2:39.58 (21)		2:58.56 (21)		3:17.07 (21)		3:36.15 (21)		3:54.78 (21)								
13	18.92	14	18.35	15	18.73	16	18.70	17	19.09	18	18.74	19	18.89	20	18.12	21	18.98	22	18.73								
	4:13.70 (21)		4:32.05 (21)		4:50.78 (20)		5:09.48 (21)		5:28.57 (21)		5:47.31 (21)		6:06.20 (21)		6:24.32 (21)		6:43.30 (21)		7:02.03 (21)								
23	18.78	24	18.58	25	18.95	26	18.81	27	18.85	28	18.98	29	19.39	30	18.14	31	17.81	32	18.59								
	7:20.81 (21)		7:39.39 (21)		7:58.34 (21)		8:17.15 (20)		8:36.00 (20)		8:54.98 (20)		9:14.37 (20)		9:32.51 (20)		9:50.32 (16)		10:08.91 (15)								
33	18.73	34	18.01	35	18.51	36	18.20	37	18.34	38	17.62	39	18.11	40	18.52	41	18.69	42	18.79								
	10:27.64 (15)		10:45.65 (15)		11:04.16 (15)		11:22.36 (16)		11:40.70 (15)		11:58.32 (15)		12:16.43 (14)		12:34.95 (14)		12:53.64 (14)		13:12.43 (14)								
43	19.01	44	19.20	45	19.45	46	18.75	47	18.78	48	17.91	49	18.43	50	18.52	51	18.48	52	18.56								
	13:31.44 (14)		13:50.64 (15)		14:10.09 (15)		14:28.84 (15)		14:47.62 (15)		15:05.53 (14)		15:23.96 (14)		15:42.48 (14)		16:00.96 (14)		16:19.52 (14)								
53	19.00	54	19.26	55	18.60	56	18.81	57	18.93	58	19.10	59	18.69	60	18.50	61	19.12	62	18.97								
	16:38.52 (14)		16:57.78 (14)		17:16.38 (14)		17:35.19 (14)		17:54.12 (14)		18:13.22 (15)		18:31.91 (15)		18:50.41 (14)		19:09.53 (14)		19:28.50 (14)								
63	18.99	64	18.22	65	19.04	66	18.78	67	19.13	68	18.68	69	18.90	70	18.52	71	18.88	72	18.83								
	19:47.49 (14)		20:05.71 (12)		20:24.75 (12)		20:43.53 (12)		21:02.66 (12)		21:21.34 (12)		21:40.24 (12)		21:58.76 (12)		22:17.64 (12)		22:36.47 (12)								
73	19.21	74	19.03	75	18.76	76	18.98	77	19.53	78	18.94	79	18.99	80	18.84	81	19.01	82	18.89								
	22:55.68 (12)		23:14.71 (12)		23:33.47 (12)		23:52.45 (12)		24:11.98 (12)		24:30.92 (12)		24:49.91 (12)		25:08.75 (12)		25:27.76 (12)		25:46.65 (12)								
83	18.17	84	18.06	85	18.52	86	18.16	87	17.95	88	17.83	89	18.32	90	18.24	91	18.50	92	18.45								
	26:04.82 (11)		26:22.88 (11)		26:41.40 (11)		26:59.56 (11)		27:17.51 (10)		27:35.34 (10)		27:53.66 (10)		28:11.90 (10)		28:30.40 (10)		28:48.85 (10)								
93	18.09	94	17.65	95	17.52	96	17.87	97	17.02	98	16.91	99	16.42														
	29:06.94 (10)		29:24.59 (10)		29:42.11 (9)		29:59.98 (9)		30:17.00 (9)		30:33.91 (9)		30:50.33 (9)														

8 Marielle HALL												USA												28 Jan 92		31:05.71	
1	19.93	2	22.24	5	19.63	6	19.10	7	19.20	8	18.50	9	18.93	10	18.59	11	19.06	12	18.73	PB							
	19.93 (16)		42.17 (17)		1:42.24 (13)		2:01.34 (15)		2:20.54 (17)		2:39.04 (17)		2:57.97 (17)		3:16.56 (17)		3:35.62 (18)		3:54.35 (18)								
13	18.89	14	17.74	15	18.70	16	18.57	17	18.98	18	18.78	19	18.61	20	18.57	21	18.89	22	18.56								
	4:13.24 (18)		4:30.98 (11)		4:49.68 (11)		5:08.25 (10)		5:27.23 (10)		5:46.01 (11)		6:04.62 (11)		6:23.19 (12)		6:42.08 (13)		7:00.64 (12)								
23	18.78	24	18.25	25	18.71	26	18.75	27	18.91	28	19.13	29	19.21	30	18.15	31	19.10	32	18.87								
	7:19.42 (12)		7:37.67 (11)		7:56.38 (11)		8:15.13 (11)		8:34.04 (11)		8:53.17 (11)		9:12.38 (11)		9:30.53 (9)		9:49.63 (10)		10:08.50 (12)								
33	18.67	34	17.97	35	18.75	36	18.24	37	18.25	38	17.48	39	18.17	40	18.42	41	18.72	42	18.68								
	10:27.17 (12)		10:45.14 (13)		11:03.89 (14)		11:22.13 (14)		11:40.38 (14)		11:57.86 (13)		12:16.03 (12)		12:34.45 (11)		12:53.17 (11)		13:11.85 (11)								
43	19.08	44	19.22	45	19.17	46	18.68	47	18.33	48	18.48	49	18.36	50	18.51	51	18.52	52	18.49								
	13:30.93 (11)		13:50.15 (13)		14:09.32 (11)		14:28.00 (11)		14:46.33 (11)		15:04.81 (11)		15:23.17 (11)		15:41.68 (11)		16:00.20 (11)		16:18.69 (11)								
53	19.25	54	19.14	55	18.45	56	18.89	57	19.02	58	19.03	59	18.80	60	18.63	61	19.11	62	18.72								
	16:37.94 (11)		16:57.08 (11)		17:15.53 (11)		17:34.42 (11)		17:53.44 (11)		18:12.47 (11)		18:31.27 (11)		18:49.90 (11)		19:09.01 (11)		19:27.73 (11)								
63	18.97	64	18.69	65	19.10	66	18.81	67	19.08	68	18.68	69	18.92	70	18.50	71	18.90	72	18.83								
	19:46.70 (11)		20:05.39 (11)		20:24.49 (11)		20:43.30 (11)		21:02.38 (11)		21:21.06 (11)		21:39.98 (11)		21:58.48 (11)		22:17.38 (11)		22:36.21 (10)								
73	19.10	74	18.99	75	18.89	76	18.64	77	19.44	78	18.98	79	18.95	80	18.87	81	18.99	82	18.55								
	22:55.31 (10)		23:14.30 (10)		23:33.19 (10)		23:51.83 (9)		24:11.27 (9)		24:30.25 (9)		24:49.20 (9)		25:08.07 (9)		25:27.06 (9)		25:45.61 (8)								
83	18.37	84	18.17	85	18.49	86	18.14	87	18.08	88	18.14	89	18.37	90	18.24	91	18.50	92	18.43								
	26:03.98 (8)		26:22.15 (8)		26:40.64 (8)		26:58.78 (8)		27:16.86 (8)		27:35.00 (8)		27:53.37 (8)		28:11.61 (8)		28:30.11 (8)		28:48.54 (8)								
93	18.14	94	17.65	95	17.57	96	17.86	97	17.09	98	16.89	99	16.30														
	29:06.68 (9)		29:24.33 (9)		29:41.90 (8)		29:59.76 (8)		30:16.85 (8)		30:33.74 (8)		30:50.04 (7)														

**RACE ANALYSIS**  
**10,000 Metres Women - Final**

SPLIT TIMES UPDATED

9 Molly HUDDLE												USA		31 Aug 84		31:07.24			
1	19.77	2	22.30	5	19.54	6	18.64	7	18.69	8	18.90	9	18.55	10	18.70	11	18.65	12	18.88
	19.77 (12)		42.07 (16)		1:41.39 (6)		2:00.03 (5)		2:18.72 (5)		2:37.62 (5)		2:56.17 (5)		3:14.87 (5)		3:33.52 (5)		3:52.40 (5)
13	18.68	14	18.79	15	18.57	16	18.56	17	18.84	18	18.88	19	18.53	20	18.55	21	18.65	22	18.72
	4:11.08 (5)		4:29.87 (5)		4:48.44 (5)		5:07.00 (5)		5:25.84 (5)		5:44.72 (5)		6:03.25 (5)		6:21.80 (5)		6:40.45 (5)		6:59.17 (5)
23	18.43	24	18.51	25	18.76	26	18.87	27	18.85	28	19.16	29	19.19	30	19.11	31	18.89	32	19.11
	7:17.60 (5)		7:36.11 (5)		7:54.87 (5)		8:13.74 (5)		8:32.59 (5)		8:51.75 (5)		9:10.94 (5)		9:30.05 (5)		9:48.94 (5)		10:08.05 (7)
33	18.66	34	18.02	35	18.39	36	17.99	37	17.89	38	17.95	39	18.18	40	18.95	41	18.65	42	18.68
	10:26.71 (8)		10:44.73 (7)		11:03.12 (7)		11:21.11 (7)		11:39.00 (7)		11:56.95 (7)		12:15.13 (7)		12:34.08 (8)		12:52.73 (9)		13:11.41 (9)
43	19.06	44	19.22	45	19.23	46	18.84	47	18.33	48	18.49	49	18.37	50	18.53	51	18.54	52	18.33
	13:30.47 (9)		13:49.69 (9)		14:08.92 (9)		14:27.76 (10)		14:46.09 (10)		15:04.58 (10)		15:22.95 (10)		15:41.48 (10)		16:00.02 (10)		16:18.35 (9)
53	19.10	54	19.17	55	18.46	56	18.83	57	19.05	58	19.06	59	18.80	60	18.62	61	19.34	62	18.75
	16:37.45 (9)		16:56.62 (9)		17:15.08 (9)		17:33.91 (9)		17:52.96 (9)		18:12.02 (9)		18:30.82 (9)		18:49.44 (9)		19:08.78 (10)		19:27.53 (10)
63	18.96	64	18.78	65	18.98	66	18.87	67	19.06	68	18.53	69	18.73	70	18.58	71	18.92	72	18.95
	19:46.49 (10)		20:05.27 (10)		20:24.25 (10)		20:43.12 (10)		21:02.18 (10)		21:20.71 (9)		21:39.44 (9)		21:58.02 (9)		22:16.94 (8)		22:35.89 (8)
73	19.09	74	18.98	75	18.83	76	18.95	77	19.42	78	19.01	79	18.89	80	18.96	81	18.96	82	18.93
	22:54.98 (8)		23:13.96 (8)		23:32.79 (8)		23:51.74 (8)		24:11.16 (8)		24:30.17 (8)		24:49.06 (8)		25:08.02 (8)		25:26.98 (8)		25:45.91 (9)
83	18.39	84	18.11	85	18.51	86	18.10	87	18.14	88	17.90	89	18.37	90	18.26	91	18.52	92	18.34
	26:04.30 (9)		26:22.41 (9)		26:40.92 (9)		26:59.02 (9)		27:17.16 (9)		27:35.06 (9)		27:53.43 (9)		28:11.69 (9)		28:30.21 (9)		28:48.55 (9)
93	17.90	94	17.58	95	17.65	96	17.84	97	17.08	98	16.88	99	16.71						
	29:06.45 (8)		29:24.03 (8)		29:41.68 (7)		29:59.52 (7)		30:16.60 (7)		30:33.48 (7)		30:50.19 (8)						

10 Emily SISSON												USA		12 Oct 91		31:12.56			
1	19.18	2	21.92	5	19.63	6	18.60	7	18.71	8	18.93	9	18.54	10	18.73	11	18.64	12	18.85
	19.18 (3)		41.10 (4)		1:41.64 (8)		2:00.24 (6)		2:18.95 (6)		2:37.88 (6)		2:56.42 (6)		3:15.15 (6)		3:33.79 (6)		3:52.64 (6)
13	18.71	14	18.81	15	18.51	16	18.57	17	18.84	18	18.87	19	18.53	20	18.59	21	18.64	22	18.73
	4:11.35 (6)		4:30.16 (6)		4:48.67 (6)		5:07.24 (6)		5:26.08 (6)		5:44.95 (6)		6:03.48 (6)		6:22.07 (6)		6:40.71 (6)		6:59.44 (6)
23	18.42	24	18.53	25	18.74	26	18.85	27	18.87	28	19.16	29	19.20	30	19.13	31	19.06	32	18.92
	7:17.86 (6)		7:36.39 (6)		7:55.13 (6)		8:13.98 (6)		8:32.85 (6)		8:52.01 (6)		9:11.21 (6)		9:30.34 (7)		9:49.40 (8)		10:08.32 (9)
33	18.64	34	18.07	35	18.70	36	17.61	37	18.05	38	17.79	39	18.18	40	18.99	41	18.62	42	18.66
	10:26.96 (10)		10:45.03 (11)		11:03.73 (13)		11:21.34 (8)		11:39.39 (9)		11:57.18 (8)		12:15.36 (8)		12:34.35 (10)		12:52.97 (10)		13:11.63 (10)
43	19.08	44	19.21	45	19.21	46	18.39	47	18.32	48	18.42	49	18.44	50	18.53	51	18.53	52	18.77
	13:30.71 (10)		13:49.92 (10)		14:09.13 (10)		14:27.52 (9)		14:45.84 (9)		15:04.26 (9)		15:22.70 (9)		15:41.23 (9)		15:59.76 (9)		16:18.53 (10)
53	19.19	54	19.12	55	18.46	56	18.87	57	19.04	58	19.04	59	18.81	60	18.64	61	18.84	62	18.79
	16:37.72 (10)		16:56.84 (10)		17:15.30 (10)		17:34.17 (10)		17:53.21 (10)		18:12.25 (10)		18:31.06 (10)		18:49.70 (10)		19:08.54 (9)		19:27.33 (9)
63	18.91	64	18.80	65	18.98	66	18.88	67	19.03	68	18.42	69	18.88	70	18.54	71	18.92	72	18.94
	19:46.24 (9)		20:05.04 (9)		20:24.02 (9)		20:42.90 (9)		21:01.93 (9)		21:20.84 (10)		21:39.72 (10)		21:58.26 (10)		22:17.18 (10)		22:36.12 (9)
73	19.10	74	18.97	75	18.85	76	18.96	77	19.51	78	18.92	79	18.94	80	18.88	81	18.99	82	18.92
	22:55.22 (9)		23:14.19 (9)		23:33.04 (9)		23:52.00 (10)		24:11.51 (10)		24:30.43 (10)		24:49.37 (10)		25:08.25 (10)		25:27.24 (10)		25:46.16 (10)
83	18.37	84	18.08	85	18.55	86	18.17	87	18.26	88	18.15	89	18.32	90	18.30	91	18.51	92	18.58
	26:04.53 (10)		26:22.61 (10)		26:41.16 (10)		26:59.33 (10)		27:17.59 (11)		27:35.74 (11)		27:54.06 (11)		28:12.36 (11)		28:30.87 (11)		28:49.45 (11)
93	18.54	94	18.30	95	18.37	96	18.40	97	18.05	98	17.84	99	17.41						
	29:07.99 (11)		29:26.29 (11)		29:44.66 (11)		30:03.06 (11)		30:21.11 (11)		30:38.95 (11)		30:56.36 (11)						

11 Hitomi NIIBA												JPN		26 Feb 88		31:12.99			
1	19.48	2	21.97	5	19.46	6	18.12	7	18.67	8	18.93	9	18.53	10	18.72	11	18.74	12	18.83
	19.48 (8)		41.45 (9)		1:41.59 (7)		1:59.71 (4)		2:18.38 (4)		2:37.31 (4)		2:55.84 (4)		3:14.56 (4)		3:33.30 (4)		3:52.13 (4)
13	18.63	14	18.85	15	18.54	16	18.61	17	18.78	18	18.90	19	18.56	20	18.52	21	18.68	22	18.69
	4:10.76 (4)		4:29.61 (4)		4:48.15 (4)		5:06.76 (4)		5:25.54 (4)		5:44.44 (4)		6:03.00 (4)		6:21.52 (4)		6:40.20 (4)		6:58.89 (4)
23	18.47	24	18.50	25	18.74	26	18.89	27	18.85	28	19.17	29	19.20	30	19.12	31	18.88	32	19.03
	7:17.36 (4)		7:35.86 (4)		7:54.60 (4)		8:13.49 (4)		8:32.34 (4)		8:51.51 (4)		9:10.71 (4)		9:29.83 (4)		9:48.71 (4)		10:07.74 (4)
33	18.83	34	18.52	35	18.64	36	18.18	37	18.26	38	17.82	39	18.18	40	18.08	41	17.78	42	18.06
	10:26.57 (7)		10:45.09 (12)		11:03.73 (12)		11:21.91 (12)		11:40.17 (12)		11:57.99 (14)		12:16.17 (13)		12:34.25 (9)		12:52.03 (8)		13:10.09 (8)
43	18.27	44	18.18	45	18.41	46	18.50	47	18.60	48	18.59	49	18.69	50	18.62	51	18.42	52	18.52
	13:28.36 (8)		13:46.54 (8)		14:04.95 (8)		14:23.45 (8)		14:42.05 (8)		15:00.64 (8)		15:19.33 (8)		15:37.95 (8)		15:56.37 (8)		16:14.89 (8)
53	18.79	54	18.44	55	18.44	56	18.68	57	18.85	58	18.82	59	18.74	60	18.77	61	18.61	62	18.24
	16:33.68 (8)		16:52.12 (8)		17:10.56 (8)		17:29.24 (8)		17:48.09 (8)		18:06.91 (8)		18:25.65 (8)		18:44.42 (8)		19:03.03 (8)		19:21.27 (7)
63	18.84	64	18.85	65	18.76	66	18.74	67	18.70	68	18.80	69	19.11	70	18.81	71	19.03	72	18.79
	19:40.11 (7)		19:58.96 (7)		20:17.72 (7)		20:36.46 (7)		20:55.16 (7)		21:13.96 (7)		21:33.07 (7)		21:51.88 (7)		22:10.91 (7)		22:29.70 (7)
73	18.98	74	18.85	75	18.95	76	18.87	77	18.87	78	18.81	79	18.89	80	18.57	81	18.95	82	18.74
	22:48.68 (7)		23:07.53 (7)		23:26.48 (7)		23:45.35 (7)		24:04.22 (7)		24:23.03 (7)		24:41.92 (7)		25:00.49 (7)		25:19.44 (7)		25:38.18 (7)
83	18.95	84	18.80	85	19.13	86	19.09	87	18.67	88	18.81	89	18.89	90	18.81	91	18.93	92	18.43
	25:57.13 (7)		26:15.93 (7)		26:35.06 (7)		26:54.15 (7)		27:12.82 (7)		27:31.63 (7)		27:50.52 (7)		28:09.33 (7)		28:28.26 (7)		28:46.69 (7)
93	18.71	94	18.43	95	18.66	96	18.52	97	17.92	98	18.09	99	18.25						
	29:05.40 (7)		29:23.83 (7)		29:42.49 (10)		30:01.01 (10)		30:18.93 (10)		30:37.02 (10)		30:55.27 (10)						



**RACE ANALYSIS**  
**10,000 Metres Women - Final**

SPLIT TIMES UPDATED

12 Camille BUSCOMB												NZL 11 Jul 90												31:13.21																																																																																																																																																																																																						
1	19.06	2	21.45	5	19.05	6	19.05	7	18.68	8	18.90	9	18.53	10	18.73	11	18.72	12	18.84	PB	13	18.60	14	18.88	15	18.55	16	18.62	17	18.76	18	18.90	19	18.58	20	18.50	21	18.68	22	18.68	23	18.46	24	18.55	25	18.71	26	18.87	27	18.89	28	19.14	29	19.16	30	19.15	31	18.93	32	18.99	33	19.04	34	18.46	35	18.85	36	18.15	37	18.21	38	17.45	39	18.30	40	18.86	41	18.73	42	18.86	43	19.00	44	19.23	45	19.40	46	18.49	47	18.46	48	18.50	49	18.47	50	18.50	51	18.46	52	18.56	53	19.04	54	19.26	55	18.59	56	18.77	57	18.97	58	19.11	59	18.73	60	18.39	61	19.22	62	18.92	63	18.99	64	18.75	65	19.11	66	18.77	67	19.12	68	18.58	69	18.96	70	18.49	71	18.87	72	18.78	73	19.20	74	19.05	75	18.81	76	18.91	77	19.46	78	19.07	79	18.93	80	18.83	81	19.09	82	18.80	83	18.37	84	18.20	85	18.35	86	18.35	87	18.55	88	18.48	89	18.64	90	18.82	91	18.83	92	18.80	93	19.19	94	18.64	95	18.39	96	17.36	97	17.09	98	17.14	99	16.89								29:11.37 (12)	29:30.01 (12)	29:48.40 (12)	30:05.76 (12)	30:22.85 (12)	30:39.99 (12)	30:56.88 (12)														

13 Ellie PASHLEY												AUS 10 Dec 88												31:18.89																																																																																																																																																																																																						
1	19.31	2	22.04	5	19.42	6	19.37	7	18.82	8	18.83	9	18.58	10	18.78	11	19.04	12	18.99	PB	13	18.87	14	18.70	15	18.67	16	18.83	17	19.12	18	18.75	19	18.57	20	18.33	21	18.95	22	18.76	23	18.85	24	18.56	25	18.83	26	18.83	27	18.89	28	19.11	29	19.45	30	17.88	31	18.60	32	18.64	33	18.84	34	18.14	35	18.52	36	18.24	37	18.62	38	17.55	39	18.20	40	18.46	41	18.80	42	18.69	43	18.88	44	18.93	45	19.52	46	18.89	47	18.89	48	18.25	49	18.36	50	18.43	51	18.33	52	18.69	53	18.80	54	19.30	55	18.66	56	18.78	57	18.89	58	19.01	59	18.61	60	18.66	61	19.10	62	18.90	63	18.88	64	18.76	65	18.93	66	18.86	67	18.88	68	18.84	69	18.61	70	18.50	71	18.87	72	18.76	73	19.19	74	19.13	75	18.79	76	18.89	77	19.49	78	19.02	79	18.92	80	18.93	81	18.99	82	18.86	83	18.55	84	18.75	85	18.90	86	18.92	87	19.12	88	19.12	89	19.22	90	18.71	91	18.59	92	18.96	93	18.65	94	18.45	95	18.34	96	18.27	97	17.61	98	17.69	99	17.22								29:14.56 (13)	29:33.01 (13)	29:51.35 (13)	30:09.62 (13)	30:27.23 (13)	30:44.92 (13)	31:02.14 (13)														

14 Sinead DIVER												AUS 17 Feb 77												31:25.49																																																																																																																																																																																																						
1	19.83	2	21.92	5	19.49	6	19.28	7	19.09	8	18.64	9	18.77	10	18.63	11	19.10	12	18.88	PB	13	19.03	14	18.44	15	18.72	16	18.73	17	19.12	18	18.77	19	18.76	20	18.17	21	18.96	22	18.69	23	18.87	24	18.55	25	18.90	26	18.82	27	18.88	28	18.98	29	19.50	30	17.99	31	18.60	32	18.50	33	18.90	34	18.15	35	18.49	36	18.21	37	18.73	38	17.58	39	18.28	40	18.43	41	18.69	42	18.67	43	18.90	44	18.83	45	19.24	46	18.88	47	18.82	48	18.02	49	18.51	50	18.29	51	18.47	52	18.64	53	18.93	54	19.26	55	18.59	56	18.82	57	18.93	58	18.79	59	18.73	60	18.81	61	19.08	62	18.91	63	18.99	64	18.55	65	19.09	66	18.88	67	18.95	68	18.60	69	19.15	70	18.57	71	18.92	72	18.68	73	19.25	74	19.05	75	18.89	76	18.81	77	19.54	78	19.03	79	18.95	80	18.85	81	19.04	82	18.83	83	18.58	84	18.22	85	18.89	86	18.98	87	19.16	88	19.04	89	19.31	90	19.33	91	18.87	92	19.30	93	19.41	94	18.70	95	18.87	96	18.52	97	17.99	98	18.20	99	18.37								29:16.39 (14)	29:35.09 (14)	29:53.96 (14)	30:12.48 (14)	30:30.47 (14)	30:48.67 (14)	31:07.04 (14)														



**RACE ANALYSIS**  
**10,000 Metres Women - Final**

SPLIT TIMES UPDATED

15 Stephanie TWELL												GBR		17 Aug 89		31:44.79			
1	19.55	2	21.69	5	19.01	6	19.10	7	18.62	8	18.94	9	18.51	10	18.74	11	18.74	12	18.79
	19.55 (9)		41.24 (6)		1:40.43 (2)		1:59.53 (3)		2:18.15 (3)		2:37.09 (3)		2:55.60 (3)		3:14.34 (3)		3:33.08 (3)		3:51.87 (3)
13	18.63	14	18.87	15	18.54	16	18.60	17	18.80	18	18.91	19	18.60	20	18.46	21	18.70	22	18.66
	4:10.50 (3)		4:29.37 (3)		4:47.91 (3)		5:06.51 (3)		5:25.31 (3)		5:44.22 (3)		6:02.82 (3)		6:21.28 (3)		6:39.98 (3)		6:58.64 (3)
23	18.45	24	18.55	25	18.74	26	18.85	27	18.90	28	19.14	29	19.17	30	19.13	31	18.94	32	18.99
	7:17.09 (3)		7:35.64 (3)		7:54.38 (3)		8:13.23 (3)		8:32.13 (3)		8:51.27 (3)		9:10.44 (3)		9:29.57 (3)		9:48.51 (3)		10:07.50 (3)
33	18.87	34	18.52	35	18.44	36	18.23	37	18.14	38	17.93	39	18.30	40	18.74	41	18.72	42	18.64
	10:26.37 (5)		10:44.89 (10)		11:03.33 (8)		11:21.56 (9)		11:39.70 (10)		11:57.63 (11)		12:15.93 (11)		12:34.67 (13)		12:53.39 (13)		13:12.03 (12)
43	19.01	44	19.09	45	19.45	46	18.61	47	18.34	48	18.52	49	18.42	50	18.52	51	18.48	52	18.55
	13:31.04 (12)		13:50.13 (12)		14:09.58 (13)		14:28.19 (12)		14:46.53 (12)		15:05.05 (12)		15:23.47 (12)		15:41.99 (12)		16:00.47 (12)		16:19.02 (12)
53	19.03	54	19.28	55	18.52	56	18.78	57	19.02	58	19.08	59	18.78	60	18.66	61	19.05	62	18.81
	16:38.05 (12)		16:57.33 (12)		17:15.85 (12)		17:34.63 (12)		17:53.65 (12)		18:12.73 (12)		18:31.51 (12)		18:50.17 (13)		19:09.22 (12)		19:28.03 (12)
63	18.93	64	18.78	65	19.17	66	18.90	67	19.06	68	18.95	69	19.26	70	18.92	71	18.81	72	18.91
	19:46.96 (12)		20:05.74 (13)		20:24.91 (13)		20:43.81 (13)		21:02.87 (13)		21:21.82 (15)		21:41.08 (16)		22:00.00 (16)		22:18.81 (16)		22:37.72 (16)
73	19.00	74	19.26	75	19.08	76	19.27	77	19.37	78	19.23	79	19.38	80	19.59	81	19.55	82	19.85
	22:56.72 (16)		23:15.98 (16)		23:35.06 (16)		23:54.33 (16)		24:13.70 (16)		24:32.93 (16)		24:52.31 (16)		25:11.90 (16)		25:31.45 (16)		25:51.30 (16)
83	19.84	84	19.98	85	19.91	86	20.18	87	19.95	88	20.09	89	19.79	90	20.07	91	19.54	92	19.80
	26:11.14 (16)		26:31.12 (16)		26:51.03 (15)		27:11.21 (15)		27:31.16 (15)		27:51.25 (15)		28:11.04 (15)		28:31.11 (15)		28:50.65 (15)		29:10.45 (15)
93	19.69	94	19.50	95	19.43	96	19.71	97	19.26	98	19.51	99	18.86						
	29:30.14 (15)		29:49.64 (15)		30:09.07 (15)		30:28.78 (15)		30:48.04 (15)		31:07.55 (15)		31:26.41 (15)						

16 Stella CHESANG												UGA		1 Dec 96		32:15.20			
1	19.33	2	22.24	5	19.62	6	19.20	7	19.19	8	18.59	9	18.75	10	18.66	11	18.98	12	18.54
	19.33 (6)		41.57 (11)		1:42.00 (11)		2:01.20 (14)		2:20.39 (15)		2:38.98 (16)		2:57.73 (15)		3:16.39 (16)		3:35.37 (15)		3:53.91 (14)
13	18.81	14	18.17	15	18.56	16	18.61	17	18.94	18	18.80	19	18.59	20	18.66	21	18.96	22	18.83
	4:12.72 (14)		4:30.89 (10)		4:49.45 (9)		5:08.06 (9)		5:27.00 (9)		5:45.80 (9)		6:04.39 (9)		6:23.05 (11)		6:42.01 (12)		7:00.84 (13)
23	18.76	24	18.39	25	18.87	26	18.73	27	18.93	28	19.07	29	19.35	30	18.20	31	18.95	32	18.65
	7:19.60 (13)		7:37.99 (13)		7:56.86 (14)		8:15.59 (14)		8:34.52 (14)		8:53.59 (14)		9:12.94 (14)		9:31.14 (14)		9:50.09 (14)		10:08.74 (14)
33	18.62	34	17.98	35	17.61	36	17.82	37	18.43	38	18.59	39	18.82	40	18.70	41	18.71	42	18.70
	10:27.36 (14)		10:45.34 (14)		11:02.95 (6)		11:20.77 (6)		11:39.20 (8)		11:57.79 (12)		12:16.61 (15)		12:35.31 (15)		12:54.02 (15)		13:12.72 (15)
43	19.67	44	18.24	45	19.55	46	19.11	47	18.79	48	18.99	49	19.04	50	18.86	51	19.05	52	19.20
	13:31.69 (15)		13:49.93 (11)		14:09.48 (12)		14:28.59 (14)		14:47.38 (14)		15:06.37 (17)		15:25.41 (17)		15:44.27 (17)		16:03.32 (17)		16:22.52 (17)
53	19.15	54	19.21	55	19.35	56	19.44	57	19.69	58	19.58	59	19.63	60	19.75	61	20.02	62	19.79
	16:41.67 (17)		17:00.88 (17)		17:20.23 (17)		17:39.67 (17)		17:59.36 (17)		18:18.94 (17)		18:38.57 (17)		18:58.32 (17)		19:18.34 (17)		19:38.13 (17)
63	19.68	64	19.67	65	19.96	66	19.89	67	19.73	68	19.82	69	19.96	70	20.02	71	19.84	72	19.97
	19:57.81 (17)		20:17.48 (17)		20:37.44 (17)		20:57.33 (17)		21:17.06 (17)		21:36.88 (17)		21:56.84 (17)		22:16.86 (17)		22:36.70 (17)		22:56.67 (17)
73	20.17	74	20.10	75	20.14	76	20.01	77	20.03	78	19.88	79	19.93	80	19.97	81	20.28	82	20.12
	23:16.84 (17)		23:36.94 (17)		23:57.08 (17)		24:17.09 (17)		24:37.12 (17)		24:57.00 (17)		25:16.93 (17)		25:36.90 (17)		25:57.18 (17)		26:17.30 (17)
83	20.19	84	20.01	85	20.33	86	20.04	87	19.97	88	19.93	89	19.95	90	19.78	91	20.11	92	20.04
	26:37.49 (17)		26:57.50 (17)		27:17.83 (16)		27:37.87 (16)		27:57.84 (16)		28:17.77 (16)		28:37.72 (16)		28:57.50 (16)		29:17.61 (16)		29:37.65 (16)
93	20.42	94	19.99	95	20.17	96	20.08	97	19.72	98	19.09	99	19.16						
	29:58.07 (16)		30:18.06 (16)		30:38.23 (16)		30:58.31 (16)		31:18.03 (16)		31:37.12 (16)		31:56.28 (16)						

17 Natasha WODAK												CAN		17 Dec 81		32:31.19			
1	19.55	2	22.15	5	19.88	6	19.08	7	19.09	8	18.53	9	18.94	10	18.62	11	18.94	12	18.66
	19.55 (10)		41.70 (12)		1:42.67 (16)		2:01.75 (19)		2:20.84 (20)		2:39.37 (20)		2:58.31 (20)		3:16.93 (20)		3:35.87 (19)		3:54.53 (20)
13	18.99	14	18.41	15	18.98	16	18.43	17	18.95	18	18.74	19	18.76	20	18.18	21	18.99	22	18.69
	4:13.52 (20)		4:31.93 (20)		4:50.91 (21)		5:09.34 (20)		5:28.29 (19)		5:47.03 (19)		6:05.79 (19)		6:23.97 (19)		6:42.96 (19)		7:01.65 (19)
23	18.85	24	18.70	25	18.97	26	19.20	27	18.94	28	18.91	29	19.37	30	18.42	31	18.79	32	18.65
	7:20.50 (19)		7:39.20 (20)		7:58.17 (20)		8:17.37 (21)		8:36.31 (21)		8:55.22 (21)		9:14.59 (21)		9:33.01 (22)		9:51.80 (22)		10:10.45 (22)
33	18.86	34	18.19	35	18.62	36	18.91	37	18.63	38	19.02	39	19.24	40	19.27	41	19.09	42	19.86
	10:29.31 (22)		10:47.50 (21)		11:06.12 (21)		11:25.03 (21)		11:43.66 (21)		12:02.68 (21)		12:21.92 (21)		12:41.19 (20)		13:00.28 (20)		13:20.14 (20)
43	19.83	44	19.83	45	19.67	46	19.95	47	19.85	48	19.76	49	19.85	50	19.40	51	19.51	52	19.89
	13:39.97 (20)		13:59.80 (20)		14:19.47 (20)		14:39.42 (20)		14:59.27 (20)		15:19.03 (21)		15:38.88 (21)		15:58.28 (20)		16:17.79 (20)		16:37.68 (20)
53	19.05	54	20.00	55	19.78	56	19.95	57	19.75	58	20.03	59	19.71	60	19.80	61	19.67	62	20.13
	16:56.73 (19)		17:16.73 (19)		17:36.51 (19)		17:56.46 (19)		18:16.21 (19)		18:36.24 (19)		18:55.95 (19)		19:15.75 (19)		19:35.42 (19)		19:55.55 (19)
63	20.14	64	20.10	65	19.77	66	20.05	67	19.98	68	20.13	69	20.14	70	20.19	71	19.90	72	20.01
	20:15.69 (19)		20:35.79 (19)		20:55.56 (18)		21:15.61 (18)		21:35.59 (18)		21:55.72 (18)		22:15.86 (18)		22:36.05 (18)		22:55.95 (18)		23:15.96 (18)
73	19.97	74	20.43	75	20.04	76	20.22	77	20.07	78	20.50	79	20.02	80	19.83	81	19.72	82	19.56
	23:35.93 (18)		23:56.36 (18)		24:16.40 (18)		24:36.62 (18)		24:56.69 (18)		25:17.19 (18)		25:37.21 (18)		25:57.04 (18)		26:16.76 (18)		26:36.32 (18)
83	19.90	84	20.14	85	19.94	86	20.10	87	19.90	88	20.03	89	19.77	90	20.65	91	20.11	92	20.15
	26:56.22 (18)		27:16.36 (18)		27:36.30 (17)		27:56.40 (17)		28:16.30 (17)		28:36.33 (17)		28:56.10 (17)		29:16.75 (17)		29:36.86 (17)		29:57.01 (17)
93	19.73	94	19.63	95	20.27	96	19.86	97	18.87	98	19.07	99	18.20						
	30:16.74 (17)		30:36.37 (17)		30:56.64 (17)		31:16.50 (17)		31:35.37 (17)		31:54.44 (17)		32:12.64 (17)						



**RACE ANALYSIS**  
**10,000 Metres Women - Final**

SPLIT TIMES UPDATED

18 Rachael Zena CHEBET												UGA		5 Nov 96		32:41.93				
1	19.34	2	21.57	5	19.52	6	19.39	7	18.87	8	18.70	9	18.62	10	18.75	11	18.82	12	18.89	PB
	19.34 (7)		40.91 (3)		1:41.16 (4)		2:00.55 (8)		2:19.42 (8)		2:38.12 (7)		2:56.74 (8)		3:15.49 (8)		3:34.31 (8)		3:53.20 (8)	
13	18.67	14	18.96	15	18.76	16	18.86	17	19.06	18	18.76	19	18.63	20	18.37	21	18.60	22	18.51	
	4:11.87 (8)		4:30.83 (9)		4:49.59 (10)		5:08.45 (11)		5:27.51 (12)		5:46.27 (13)		6:04.90 (13)		6:23.27 (13)		6:41.87 (11)		7:00.38 (10)	
23	18.59	24	18.73	25	18.81	26	18.73	27	18.88	28	19.08	29	19.27	30	18.44	31	18.89	32	18.61	
	7:18.97 (10)		7:37.70 (12)		7:56.51 (12)		8:15.24 (12)		8:34.12 (12)		8:53.20 (12)		9:12.47 (12)		9:30.91 (13)		9:49.80 (12)		10:08.41 (11)	
33	18.88	34	17.58	35	18.61	36	18.44	37	18.80	38	18.25	39	18.79	40	18.92	41	19.09	42	19.42	
	10:27.29 (13)		10:44.87 (9)		11:03.48 (10)		11:21.92 (13)		11:40.72 (16)		11:58.97 (17)		12:17.76 (18)		12:36.68 (18)		12:55.77 (18)		13:15.19 (19)	
43	19.47	44	19.58	45	20.07	46	20.07	47	19.89	48	19.90	49	20.01	50	20.12	51	20.05	52	19.97	
	13:34.66 (19)		13:54.24 (19)		14:14.31 (19)		14:34.38 (19)		14:54.27 (19)		15:14.17 (19)		15:34.18 (19)		15:54.30 (19)		16:14.35 (19)		16:34.32 (18)	
53	20.03	54	19.94	55	19.92	56	20.08	57	20.29	58	20.19	59	20.24	60	20.04	61	20.26	62	20.00	
	16:54.35 (18)		17:14.29 (18)		17:34.21 (18)		17:54.29 (18)		18:14.58 (18)		18:34.77 (18)		18:55.01 (18)		19:15.05 (18)		19:35.31 (18)		19:55.31 (18)	
63	20.21	64	20.02	65	20.43	66	19.94	67	20.26	68	19.97	69	20.53	70	20.34	71	20.66	72	20.60	
	20:15.52 (18)		20:35.54 (18)		20:55.97 (19)		21:15.91 (19)		21:36.17 (19)		21:56.14 (19)		22:16.67 (19)		22:37.01 (19)		22:57.67 (19)		23:18.27 (19)	
73	20.75	74	20.80	75	20.90	76	20.25	77	20.64	78	20.39	79	20.30	80	20.17	81	20.46	82	20.27	
	23:39.02 (19)		23:59.82 (19)		24:20.72 (19)		24:40.97 (19)		25:01.61 (19)		25:22.00 (19)		25:42.30 (19)		26:02.47 (19)		26:22.93 (19)		26:43.20 (19)	
83	20.57	84	20.31	85	20.28	86	20.45	87	20.43	88	19.93	89	20.66	90	20.19	91	19.94	92	19.85	
	27:03.77 (19)		27:24.08 (19)		27:44.36 (18)		28:04.81 (18)		28:25.24 (18)		28:45.17 (18)		29:05.83 (18)		29:26.02 (18)		29:45.96 (18)		30:05.81 (18)	
93	20.11	94	20.04	95	19.89	96	20.04	97	19.86	98	19.30	99	18.99							
	30:25.92 (18)		30:45.96 (18)		31:05.85 (18)		31:25.89 (18)		31:45.75 (18)		32:05.05 (18)		32:24.04 (18)							

19 Minami YAMANOUCHI												JPN		21 Dec 92		32:53.46				
1	19.81	2	22.11	5	19.90	6	18.32	7	18.98	8	18.85	9	18.67	10	18.69	11	19.10	12	18.90	
	19.81 (14)		41.92 (14)		1:42.41 (14)		2:00.73 (10)		2:19.71 (10)		2:38.56 (11)		2:57.23 (11)		3:15.92 (11)		3:35.02 (12)		3:53.92 (15)	
13	18.95	14	18.79	15	18.96	16	18.34	17	18.99	18	18.57	19	18.84	20	18.24	21	19.09	22	18.60	
	4:12.87 (15)		4:31.66 (18)		4:50.62 (19)		5:08.96 (16)		5:27.95 (16)		5:46.52 (15)		6:05.36 (16)		6:23.60 (17)		6:42.69 (17)		7:01.29 (17)	
23	18.80	24	18.47	25	18.76	26	18.84	27	18.85	28	19.11	29	19.42	30	18.88	31	18.83	32	18.67	
	7:20.09 (16)		7:38.56 (16)		7:57.32 (16)		8:16.16 (16)		8:35.01 (16)		8:54.12 (16)		9:13.54 (16)		9:32.42 (19)		9:51.25 (20)		10:09.92 (20)	
33	18.93	34	18.85	35	18.85	36	19.15	37	19.21	38	19.50	39	19.82	40	19.92	41	20.14	42	20.00	
	10:28.85 (20)		10:47.70 (22)		11:06.55 (22)		11:25.70 (22)		11:44.91 (22)		12:04.41 (22)		12:24.23 (22)		12:44.15 (22)		13:04.29 (22)		13:24.29 (22)	
43	20.09	44	20.31	45	20.58	46	20.25	47	20.15	48	19.91	49	20.39	50	20.20	51	20.22	52	19.84	
	13:44.38 (22)		14:04.69 (22)		14:25.27 (22)		14:45.52 (22)		15:05.67 (22)		15:25.58 (22)		15:45.97 (22)		16:06.17 (22)		16:26.39 (22)		16:46.23 (22)	
53	20.21	54	20.23	55	19.94	56	20.23	57	20.37	58	20.28	59	20.10	60	20.19	61	20.39	62	20.05	
	17:06.44 (21)		17:26.67 (21)		17:46.61 (21)		18:06.84 (21)		18:27.21 (21)		18:47.49 (21)		19:07.59 (21)		19:27.78 (21)		19:48.17 (21)		20:08.22 (21)	
63	20.72	64	20.18	65	20.74	66	20.27	67	19.81	68	20.21	69	20.39	70	20.01	71	19.96	72	20.01	
	20:28.94 (21)		20:49.12 (21)		21:09.86 (21)		21:30.13 (21)		21:49.94 (20)		22:10.15 (20)		22:30.54 (20)		22:50.55 (20)		23:10.51 (20)		23:30.52 (20)	
73	19.39	74	17.71	75	18.83	76	20.36	77	21.13	78	20.35	79	20.30	80	21.02	81	20.84	82	21.00	
	23:49.91 (20)		24:07.62 (20)		24:26.45 (20)		24:46.81 (20)		25:07.94 (20)		25:28.29 (20)		25:48.59 (20)		26:09.61 (20)		26:30.45 (20)		26:51.45 (20)	
83	20.82	84	19.96	85	20.11	86	19.93	87	20.51	88	20.59	89	20.82	90	20.51	91	20.55	92	19.80	
	27:12.27 (20)		27:32.23 (20)		27:52.34 (19)		28:12.27 (19)		28:32.78 (19)		28:53.37 (19)		29:14.19 (19)		29:34.70 (19)		29:55.25 (19)		30:15.05 (19)	
93	20.67	94	20.75	95	20.30	96	20.13	97	19.65	98	18.99	99	19.43							
	30:35.72 (19)		30:56.47 (19)		31:16.77 (19)		31:36.90 (19)		31:56.55 (19)		32:15.54 (19)		32:34.97 (19)							

20 Juliet CHEKWEL												UGA		25 May 90		33:28.18				
1	19.24	2	21.99	5	19.81	6	18.99	7	18.96	8	18.94	9	18.95	10	18.57	11	19.11	12	18.72	
	19.24 (4)		41.23 (5)		1:41.89 (10)		2:00.88 (11)		2:19.84 (11)		2:38.78 (14)		2:57.73 (16)		3:16.30 (15)		3:35.41 (16)		3:54.13 (17)	
13	18.84	14	18.48	15	18.93	16	18.63	17	18.98	18	18.77	19	18.74	20	17.98	21	18.93	22	18.54	
	4:12.97 (16)		4:31.45 (16)		4:50.38 (17)		5:09.01 (17)		5:27.99 (17)		5:46.76 (17)		6:05.50 (17)		6:23.48 (15)		6:42.41 (15)		7:00.95 (14)	
23	18.79	24	18.55	25	18.77	26	18.79	27	18.92	28	19.10	29	19.44	30	18.58	31	18.74	32	18.74	
	7:19.74 (14)		7:38.29 (15)		7:57.06 (15)		8:15.85 (15)		8:34.77 (15)		8:53.87 (15)		9:13.31 (15)		9:31.89 (16)		9:50.63 (18)		10:09.37 (18)	
33	18.96	34	18.49	35	18.65	36	18.72	37	19.18	38	19.04	39	19.42	40	19.59	41	19.38	42	19.57	
	10:28.33 (18)		10:46.82 (20)		11:05.47 (20)		11:24.19 (20)		11:43.37 (20)		12:02.41 (20)		12:21.83 (20)		12:41.42 (21)		13:00.80 (21)		13:20.37 (21)	
43	19.80	44	19.89	45	19.64	46	20.01	47	19.69	48	19.37	49	19.87	50	19.91	51	19.55	52	19.87	
	13:40.17 (21)		14:00.06 (21)		14:19.70 (21)		14:39.71 (21)		14:59.40 (21)		15:18.77 (20)		15:38.64 (20)		15:58.55 (21)		16:18.10 (21)		16:37.97 (21)	
53	20.01	54	20.10	55	20.21	56	20.46	57	20.76	58	20.83	59	20.84	60	20.82	61	21.31	62	21.10	
	16:57.98 (20)		17:18.08 (20)		17:38.29 (20)		17:58.75 (20)		18:19.51 (20)		18:40.34 (20)		19:01.18 (20)		19:22.00 (20)		19:43.31 (20)		20:04.41 (20)	
63	21.13	64	21.03	65	21.48	66	21.49	67	21.06	68	20.61	69	21.15	70	20.80	71	20.67	72	20.86	
	20:25.54 (20)		20:46.57 (20)		21:08.05 (20)		21:29.54 (20)		21:50.60 (21)		22:11.21 (21)		22:32.36 (21)		22:53.16 (21)		23:13.83 (21)		23:34.69 (21)	
73	21.43	74	21.32	75	21.41	76	21.29	77	20.71	78	21.02	79	21.10	80	21.05	81	21.09	82	21.55	
	23:56.12 (21)		24:17.44 (21)		24:38.85 (21)		25:00.14 (21)		25:20.85 (21)		25:41.87 (21)		26:02.97 (21)		26:24.02 (21)		26:45.11 (21)		27:06.66 (21)	
83	21.83	84	21.29	85	21.68	86	20.98	87	21.18	88	21.35	89	22.25	90	21.82	91	21.50	92	21.09	
	27:28.49 (21)		27:49.78 (21)		28:11.46 (20)		28:32.44 (20)		28:53.62 (20)		29:14.97 (20)		29:37.22 (20)		29:59.04 (20)		30:20.54 (20)		30:41.63 (20)	
93	22.08	94	21.32	95	21.04	96	21.42	97	21.08	98	20.80	99	20.02							
	31:03.71 (20)		31:25.03 (20)		31:46.07 (20)		32:07.49 (20)		32:28.57 (20)		32:49.37 (20)		33:09.39 (20)							



**RACE ANALYSIS**  
**10,000 Metres Women - Final**

SPLIT TIMES UPDATED

Alina REH					GER					23 May 97		DNF							
1	20.15	2	21.41	5	18.99	6	19.06	7	18.67	8	18.89	9	18.56	10	18.71	11	18.76	12	18.76
	20.15 (17)		41.56 (10)		1:39.97 (22)		<b>1:59.03 (1)</b>		<b>2:17.70 (1)</b>		<b>2:36.59 (1)</b>		<b>2:55.15 (1)</b>		<b>3:13.86 (1)</b>		<b>3:32.62 (1)</b>		<b>3:51.38 (1)</b>
13	18.66	14	18.89	15	18.54	16	18.61	17	18.76	18	18.91	19	18.58	20	18.49	21	18.67	22	18.69
	<b>4:10.04 (1)</b>		<b>4:28.93 (1)</b>		<b>4:47.47 (1)</b>		<b>5:06.08 (1)</b>		<b>5:24.84 (1)</b>		<b>5:43.75 (1)</b>		<b>6:02.33 (1)</b>		<b>6:20.82 (1)</b>		<b>6:39.49 (1)</b>		<b>6:58.18 (1)</b>
23	18.46	24	18.56	25	18.70	26	18.87	27	18.90	28	19.14	29	19.15	30	19.12	31	18.95	32	19.01
	<b>7:16.64 (1)</b>		<b>7:35.20 (1)</b>		<b>7:53.90 (1)</b>		<b>8:12.77 (1)</b>		<b>8:31.67 (1)</b>		<b>8:50.81 (1)</b>		<b>9:09.96 (1)</b>		<b>9:29.08 (1)</b>		<b>9:48.03 (1)</b>		<b>10:07.04 (1)</b>
33	19.05	34	18.56	35	18.75	36	18.85	37	18.79	38	18.38	39	18.51	40	18.96	41	18.96	42	18.84
	10:26.09 (2)		10:44.65 (6)		11:03.40 (9)		11:22.25 (15)		11:41.04 (17)		11:59.42 (19)		12:17.93 (19)		12:36.89 (19)		12:55.85 (19)		13:14.69 (18)
43	18.66	44	18.65	45	18.75	46	18.73	47	19.01	48	18.82	49	18.99	50	19.09	51	19.13	52	32.28
	13:33.35 (18)		13:52.00 (18)		14:10.75 (18)		14:29.48 (18)		14:48.49 (18)		15:07.31 (18)		15:26.30 (18)		15:45.39 (18)		16:04.52 (18)		16:36.80 (19)

Netsanet GUDETA					ETH					12 Feb 91		DNF							
1	19.56	2	22.37	5	19.64	6	18.98	7	19.10	8	18.56	9	18.81	10	18.61	11	18.99	12	17.75
	19.56 (11)		41.93 (15)		1:42.53 (15)		2:01.51 (17)		2:20.61 (18)		2:39.17 (18)		2:57.98 (18)		3:16.59 (18)		3:35.58 (17)		3:53.33 (9)
13	18.75	14	18.97	15	18.76	16	18.85	17	19.07	18	18.74	19	18.70	20	18.22	21	18.88	22	18.81
	4:12.08 (10)		4:31.05 (12)		4:49.81 (12)		5:08.66 (13)		5:27.73 (14)		5:46.47 (14)		6:05.17 (14)		6:23.39 (14)		6:42.27 (14)		7:01.08 (15)
23	18.83	24	18.20	25	18.58	26	18.69	27	18.95	28	19.06	29	19.32	30	18.15	31	19.14	32	18.55
	7:19.91 (15)		7:38.11 (14)		7:56.69 (13)		8:15.38 (13)		8:34.33 (13)		8:53.39 (13)		9:12.71 (13)		9:30.86 (12)		9:50.00 (13)		10:08.55 (13)
33	18.46	34	17.49	35	18.15	36	17.42	37	17.91	38	18.19	39	17.74	40	18.06	41	18.49	42	17.72
	10:27.01 (11)		10:44.50 (5)		11:02.65 (5)		11:20.07 (5)		11:37.98 (5)		11:56.17 (5)		12:13.91 (5)		12:31.97 (5)		12:50.46 (5)		13:08.18 (5)
43	17.87	44	18.07	45	17.80	46	17.88	47	18.39	48	18.41	49	18.30	50	18.71	51	18.57	52	18.63
	13:26.05 (5)		13:44.12 (5)		14:01.92 (5)		14:19.80 (5)		14:38.19 (5)		14:56.60 (5)		15:14.90 (5)		15:33.61 (5)		15:52.18 (5)		16:10.81 (6)
53	18.88	54	18.83	55	18.70	56	18.14	57	18.76	58	19.15	59	19.39	60	19.60	61	19.77	62	19.45
	16:29.69 (6)		16:48.52 (6)		17:07.22 (6)		17:25.36 (7)		17:44.12 (7)		18:03.27 (7)		18:22.66 (7)		18:42.26 (7)		19:02.03 (7)		19:21.48 (8)
63	18.85	64	18.89	65	18.78	66	19.35	67	19.94	68	19.90	69	20.06	70	19.94	71	19.93	72	19.12
	19:40.33 (8)		19:59.22 (8)		20:18.00 (8)		20:37.35 (8)		20:57.29 (8)		21:17.19 (8)		21:37.25 (8)		21:57.19 (8)		22:17.12 (9)		22:36.24 (11)
73	19.23	74	18.96	75	18.82	76	18.94	77	19.56	78	18.92	79	18.97	80	18.86	81	18.98	82	18.93
	22:55.47 (11)		23:14.43 (11)		23:33.25 (11)		23:52.19 (11)		24:11.75 (11)		24:30.67 (11)		24:49.64 (11)		25:08.50 (11)		25:27.48 (11)		25:46.41 (11)
83	18.85	84	20.07																
	26:05.26 (13)		26:25.33 (15)																



# RESULTS

## Marathon Women - Final



RECORDS	RESULT NAME	COUNTRY	AGE	VENUE	DATE
World Record Women Only <b>WRwo</b>	2:17:01 Mary Jepkosgei KEITANY	KEN	35	London	23 Apr 2017
Championships Record <b>CR</b>	2:20:57 Paula RADCLIFFE	GBR	32	Helsinki (Olympic Stadium)	14 Aug 2005
World Leading <b>WL</b>	2:17:08 Ruth CHEPNGETICH	KEN	25	Dubai (UAE)	25 Jan 2019
Area Record <b>AR</b>	National Record <b>NR</b>	Personal Best <b>PB</b>	Season Best <b>SB</b>		

27 September 2019 23:59 START TIME 32° C 74 %  
 TEMPERATURE HUMIDITY  
 03:34 END TIME 32° C 74 %

PLACE	NAME	COUNTRY	DATE of BIRTH	RESULT
1	Ruth CHEPNGETICH	KEN	8 Aug 94	<b>2:32:43</b>
2	Rose CHELIMO	BRN	12 Jul 89	<b>2:33:46</b> + 1:03
3	Helalia JOHANNES	NAM	13 Aug 80	<b>2:34:15</b> + 1:32
4	Edna Ngeringwony KIPLAGAT	KEN	15 Nov 79	<b>2:35:36</b> <b>SB</b> + 2:53
5	Volha MAZURONAK	BLR	14 Apr 89	<b>2:36:21</b> + 3:38
6	Roberta GRONER	USA	4 Jan 78	<b>2:38:44</b> + 6:01
7	Mizuki TANIMOTO	JPN	18 Dec 94	<b>2:39:09</b> + 6:26
8	Ji Hyang KIM	PRK	26 Sep 95	<b>2:41:24</b> + 8:41
9	Lyndsay TESSIER	CAN	21 Jan 78	<b>2:42:03</b> <b>SB</b> + 9:20
10	<b>Y</b> Un Ok JO	PRK	29 Aug 92	<b>2:42:23</b> + 9:40
11	Madoka NAKANO	JPN	14 Aug 91	<b>2:42:39</b> + 9:56
12	<b>Y</b> Desi Jisa MOKONIN	BRN	12 Jul 97	<b>2:43:19</b> + 10:36
13	Carrie DIMOFF	USA	31 May 83	<b>2:44:35</b> <b>SB</b> + 11:52
14	Kwang-Ok RI	PRK	27 Jul 96	<b>2:46:16</b> + 13:33
15	Visiline JEPKESHO	KEN	30 Dec 89	<b>2:46:38</b> + 13:55
16	Marta GALIMANY	ESP	5 Oct 85	<b>2:47:45</b> + 15:02
17	Nastassia IVANOVA	BLR	4 Nov 82	<b>2:48:41</b> + 15:58
18	Charlotta FOUGBERG	SWE	19 Jun 85	<b>2:49:17</b> + 16:34
19	Anne-Mari HYRYLÄINEN	FIN	15 Aug 78	<b>2:51:26</b> + 18:43
20	Marcela JOGLOVÁ	CZE	27 Jul 87	<b>2:52:22</b> + 19:39
21	Rutendo Joan NYAHORA	ZIM	11 Nov 88	<b>2:52:33</b> + 19:50
22	Sardana TROFIMOVA	ANA	28 Mar 88	<b>2:52:46</b> + 20:03
23	Nazret WELDU	ERI	1 Jan 90	<b>2:53:45</b> + 21:02
24	Yugui MA	CHN	4 Mar 95	<b>2:55:24</b> + 22:41
25	Khishigsaikhan GALBADRAKH	MGL	28 Aug 90	<b>2:56:15</b> + 23:32
26	Alisa VAINIO	FIN	16 Nov 97	<b>2:56:30</b> <b>SB</b> + 23:47
27	Melanie MYRAND	CAN	7 Oct 85	<b>2:57:40</b> + 24:57
28	Salomé ROCHA	POR	25 Apr 90	<b>2:58:19</b> + 25:36
29	Gloria PRIVILETZIO	GRE	18 Jul 88	<b>2:58:43</b> + 26:00
30	Valdilene DOS SANTOS SILVA	BRA	18 Dec 91	<b>2:59:00</b> + 26:17
31	Manuela SOCCOL	BEL	16 Jun 88	<b>2:59:11</b> + 26:28
32	Sviatlana KUDZELICH	BLR	7 May 87	<b>3:00:38</b> + 27:55
33	Cuomu CIREN	CHN	27 Aug 97	<b>3:01:56</b> + 29:13
34	Munkhzaya BAYARTSOGT	MGL	10 Oct 93	<b>3:02:57</b> + 30:14
35	Rochelle RODGERS	AUS	15 Apr 87	<b>3:05:12</b> + 32:29
36	Andreia HESSEL	BRA	10 Aug 84	<b>3:06:13</b> + 33:30
37	Johanna BÄCKLUND	SWE	9 Jun 85	<b>3:08:30</b> + 35:47
38	Kelsey BRUCE	USA	27 Oct 92	<b>3:09:37</b> + 36:54
39	Mayada AL SAYAD	PLE	26 Oct 92	<b>3:10:30</b> + 37:47
40	Gabriela TRAÑA	CRC	3 Mar 80	<b>3:19:13</b> + 46:30
	Elvan ABEYLEGESSE	TUR	11 Sep 82	<b>DNF</b>
	Ruti AGA	ETH	16 Jan 94	<b>DNF</b>
	Bojana BJELJAC	CRO	10 Apr 89	<b>DNF</b>
	Monika BYTAUTIENĖ	LTU	17 Mar 89	<b>DNF</b>
	Fadime ÇELIK	TUR	25 Oct 86	<b>DNF</b>

**RESULTS**  
**Marathon Women**

Rosa CHACHA	ECU	8 Dec 82	<b>DNF</b>
Linnet Toroitich CHEBET	UGA	4 Nov 92	<b>DNF</b>
Shure DEMISE	ETH	21 Jan 96	<b>DNF</b>
Roza DEREJE	ETH	9 May 97	<b>DNF</b>
Sara DOSSENA	ITA	21 Nov 84	<b>DNF</b>
Giovanna EPIS	ITA	11 Oct 88	<b>DNF</b>
Shitaye ESHETE	BRN	21 May 90	<b>DNF</b>
Sasha GOLLISH	CAN	27 Dec 81	<b>DNF</b>
Dagmara HANDZLIK	CYP	20 Feb 86	<b>DNF</b>
Ayano IKEMITSU	JPN	18 Apr 91	<b>DNF</b>
Sitora KHAMIDOVA	UZB	12 May 89	<b>DNF</b>
Mariya KOROBITSKAYA	KGZ	10 May 90	<b>DNF</b>
Dan LI	CHN	1 May 95	<b>DNF</b>
Failuna MATANGA	TAN	28 Oct 92	<b>DNF</b>
Clementine MUKANDANGA	RWA	8 Dec 85	<b>DNF</b>
Elvanie NIMBONA	BDI	15 Mar 98	<b>DNF</b>
Cecilia NORRBOM	SWE	28 Jan 88	<b>DNF</b>
Matea PARLOV KOŠTRO	CRO	2 Jun 92	<b>DNF</b>
Charlotte PURDUE	GBR	10 Jun 91	<b>DNF</b>
Lonah Chemtai SALPETER	ISR	12 Dec 88	<b>DNF</b>
Oleksandra SHAFAR	UKR	5 Jan 88	<b>DNF</b>
Hanna VANDENBUSSCHE	BEL	3 Jul 87	<b>DNF</b>
Hiruni Kesara WIJAYARATNE	SRI	5 Dec 90	<b>DNF</b>
Tish JONES	GBR	7 Sep 85	<b>DNS</b>
Nikolina ŠUSTIĆ	CRO	24 Jul 87	<b>DNS</b>

**RESULTS**  
**Marathon Women**

**NOTE** **Y** Yellow Card - BIB 1585 - 240.8(h) Taking refreshment out of official station \ Taking refreshment of another athlete  
**Y** Yellow Card - BIB 375 - 144.2 Giving Assistance

**INTERMEDIATE TIMES**

1 km	3:39	Sardana TROFIMOVA	2 km	7:16	Sardana TROFIMOVA
3 km	10:58	Sardana TROFIMOVA	4 km	14:39	Visiline JEPKESHO
5 km	18:21	Lonah Chemtai SALPETER	6 km	21:58	Visiline JEPKESHO
7 km	25:33	Ruth CHEPNGETICH	8 km	29:05	Ruth CHEPNGETICH
9 km	32:59	Visiline JEPKESHO	10 km	36:44	Visiline JEPKESHO
11 km	39:57	Ruth CHEPNGETICH	12 km	43:20	Ruth CHEPNGETICH
13 km	46:49	Ruth CHEPNGETICH	14 km	50:23	Ruth CHEPNGETICH
15 km	54:01	Ruth CHEPNGETICH	16 km	57:38	Ruth CHEPNGETICH
17 km	1:01:18	Ruth CHEPNGETICH	18 km	1:05:04	Ruth CHEPNGETICH
19 km	1:08:48	Visiline JEPKESHO	20 km		Linet Toroitich CHEBET
20 km		Hanna VANDENBUSSCHE	20 km		Failuna MATANGA
20 km		Dagmara HANDZLIK	20 km		Roza DEREJE
20 km		Nikolina ŠUSTIĆ	20 km		Sitora KHAMIDOVA
20 km		Monika BYTAUENË	20 km		Shure DEMISE
20 km		Tish JONES	20 km		Oleksandra SHAFAR
20 km		Ruti AGA	20 km		Clementine MUKANDANGA
20 km		Mariya KOROBITSKAYA	20 km		Elvan ABEYLEGESSE
20 km		Charlotte PURDUE	20 km		Sara DOSSENA
20 km		Bojana BJELJAC	21 km		Bojana BJELJAC
21 km		Sara DOSSENA	21 km		Charlotte PURDUE
21 km		Elvan ABEYLEGESSE	21 km		Mariya KOROBITSKAYA
21 km		Clementine MUKANDANGA	21 km		Ruti AGA
21 km		Oleksandra SHAFAR	21 km		Tish JONES
21 km		Shure DEMISE	21 km		Monika BYTAUENË
21 km		Sitora KHAMIDOVA	21 km		Nikolina ŠUSTIĆ
21 km		Dan LI	21 km		Roza DEREJE
21 km		Dagmara HANDZLIK	21 km		Failuna MATANGA
21 km		Hanna VANDENBUSSCHE	21 km		Linet Toroitich CHEBET
Half		Linet Toroitich CHEBET	Half		Hanna VANDENBUSSCHE
Half		Dagmara HANDZLIK	Half		Roza DEREJE
Half		Dan LI	Half		Nikolina ŠUSTIĆ
Half		Sitora KHAMIDOVA	Half		Monika BYTAUENË
Half		Shure DEMISE	Half		Tish JONES
Half		Oleksandra SHAFAR	Half		Ruti AGA
Half		Clementine MUKANDANGA	Half		Mariya KOROBITSKAYA
Half		Elvan ABEYLEGESSE	Half		Charlotte PURDUE
Half		Sara DOSSENA	Half		Bojana BJELJAC
22 km		Bojana BJELJAC	22 km		Sara DOSSENA
22 km		Charlotte PURDUE	22 km		Elvan ABEYLEGESSE
22 km		Mariya KOROBITSKAYA	22 km		Clementine MUKANDANGA
22 km		Ruti AGA	22 km		Oleksandra SHAFAR
22 km		Tish JONES	22 km		Shure DEMISE
22 km		Monika BYTAUENË	22 km		Sitora KHAMIDOVA
22 km		Nikolina ŠUSTIĆ	22 km		Dan LI
22 km		Rosa CHACHA	22 km		Roza DEREJE
22 km		Hiruni Kesara WIJAYARATNE	22 km		Sasha GOLLISH
22 km		Dagmara HANDZLIK	22 km		Hanna VANDENBUSSCHE
22 km		Failuna MATANGA	22 km		Linet Toroitich CHEBET
22 km		Shitaye ESHETE	23 km		Shitaye ESHETE
23 km		Linet Toroitich CHEBET	23 km		Failuna MATANGA
23 km		Hanna VANDENBUSSCHE	23 km		Dagmara HANDZLIK
23 km		Sasha GOLLISH	23 km		Hiruni Kesara WIJAYARATNE
23 km		Roza DEREJE	23 km		Rosa CHACHA
23 km		Dan LI	23 km		Nikolina ŠUSTIĆ
23 km		Sitora KHAMIDOVA	23 km		Monika BYTAUENË
23 km		Shure DEMISE	23 km		Tish JONES
23 km		Oleksandra SHAFAR	23 km		Ruti AGA
23 km		Clementine MUKANDANGA	23 km		Mariya KOROBITSKAYA

**RESULTS**  
**Marathon Women**

23 km	Elvan ABEYLEGESSE	23 km	Charlotte PURDUE
23 km	Sara DOSSENA	23 km	Bojana BJELJAC
24 km	Bojana BJELJAC	24 km	Sara DOSSENA
24 km	Charlotte PURDUE	24 km	Elvan ABEYLEGESSE
24 km	Mariya KOROBITSKAYA	24 km	Clementine MUKANDANGA
24 km	Ruti AGA	24 km	Oleksandra SHAFAR
24 km	Tish JONES	24 km	Shure DEMISE
24 km	Monika BYTAUINIENĖ	24 km	Sitora KHAMIDOVA
24 km	Nikolina ŠUSTIĆ	24 km	Dan LI
24 km	Rosa CHACHA	24 km	Roza DEREJE
24 km	Hiruni Kesara WIJAYARATNE	24 km	Sasha GOLLISH
24 km	Dagmara HANDZLIK	24 km	Hanna VANDENBUSSCHE
24 km	Failuna MATANGA	24 km	Linet Toroitich CHEBET
24 km	Shitaye ESHETE	25 km	Shitaye ESHETE
25 km	Linet Toroitich CHEBET	25 km	Hanna VANDENBUSSCHE
25 km	Failuna MATANGA	25 km	Dagmara HANDZLIK
25 km	Sasha GOLLISH	25 km	Hiruni Kesara WIJAYARATNE
25 km	Roza DEREJE	25 km	Rosa CHACHA
25 km	Dan LI	25 km	Nikolina ŠUSTIĆ
25 km	Sitora KHAMIDOVA	25 km	Monika BYTAUINIENĖ
25 km	Shure DEMISE	25 km	Tish JONES
25 km	Oleksandra SHAFAR	25 km	Ruti AGA
25 km	Clementine MUKANDANGA	25 km	Mariya KOROBITSKAYA
25 km	Elvan ABEYLEGESSE	25 km	Charlotte PURDUE
25 km	Sara DOSSENA	25 km	Bojana BJELJAC
26 km	1:34:42 Ruth CHEPNGETICH	27 km	1:38:17 Ruth CHEPNGETICH
28 km	Dagmara HANDZLIK	28 km	Failuna MATANGA
28 km	Hanna VANDENBUSSCHE	28 km	Linet Toroitich CHEBET
28 km	Shitaye ESHETE	28 km	Bojana BJELJAC
28 km	Sara DOSSENA	28 km	Charlotte PURDUE
28 km	Elvan ABEYLEGESSE	28 km	Mariya KOROBITSKAYA
28 km	Clementine MUKANDANGA	28 km	Ruti AGA
28 km	Oleksandra SHAFAR	28 km	Tish JONES
28 km	Shure DEMISE	28 km	Monika BYTAUINIENĖ
28 km	Sitora KHAMIDOVA	28 km	Nikolina ŠUSTIĆ
28 km	Dan LI	28 km	Roza DEREJE
28 km	Hiruni Kesara WIJAYARATNE	28 km	Sasha GOLLISH
29 km	1:45:33 Ruth CHEPNGETICH	30 km	1:49:13 Rose CHELIMO
31 km	1:52:49 Rose CHELIMO	32 km	1:56:25 Ruth CHEPNGETICH
33 km	2:00:04 Ruth CHEPNGETICH	34 km	2:03:46 Ruth CHEPNGETICH
35 km	2:07:23 Ruth CHEPNGETICH	36 km	2:10:42 Ruth CHEPNGETICH
37 km	2:14:12 Ruth CHEPNGETICH	38 km	2:17:43 Ruth CHEPNGETICH
39 km	2:21:16 Ruth CHEPNGETICH	40 km	2:24:52 Ruth CHEPNGETICH
41 km	2:28:28 Ruth CHEPNGETICH	42 km	2:32:07 Ruth CHEPNGETICH

ALL-TIME TOP LIST				SEASON TOP LIST			
RESULT	NAME	VENUE	DATE	RESULT	NAME	VENUE	2019
2:15:25	Paula RADCLIFFE (GBR)	London	13 Apr 03	2:17:08	Ruth CHEPNGETICH (KEN)	Dubai (UAE)	25 Jan
2:17:01	Mary Jepkosgei KEITANY (KEN)	London	23 Apr 17	2:17:41	Worknesh DEGEFA (ETH)	Dubai (UAE)	25 Jan
2:17:08	Ruth CHEPNGETICH (KEN)	Dubai (UAE)	25 Jan 19	2:18:20	Briqid Chepchirchir KOSGEI (KEN)	London (GBR)	28 Apr
2:17:41	Worknesh DEGEFA (ETH)	Dubai (UAE)	25 Jan 19	2:19:46	Lonah Chemtai SALPETER (ISR)	Praha (CZE)	5 May
2:17:56	Tirunesh DIBABA (ETH)	London	23 Apr 17	2:20:14	Vivian Jepkemoi CHERUIYOT (KEN)	London (GBR)	28 Apr
2:18:11	Gladys Cheron KIPRONO (KEN)	Berlin (GER)	16 Sep 18	2:20:40	Ruti AGA (ETH)	Tokyo (JPN)	3 Mar
2:18:20	Briqid Chepchirchir KOSGEI (KEN)	London (GBR)	28 Apr 19	2:20:51	Roza DEREJE (ETH)	London (GBR)	28 Apr
2:18:31	Vivian Jepkemoi CHERUIYOT (KEN)	London (GBR)	22 Apr 18	2:20:52	Gladys Cheron KIPRONO (KEN)	London (GBR)	28 Apr
2:18:34	Ruti AGA (ETH)	Berlin (GER)	16 Sep 18	2:20:58	Mary Jepkosgei KEITANY (KEN)	London (GBR)	28 Apr
2:18:47	Catherine NDEREBA (KEN)	Chicago, IL	7 Oct 01	2:21:01	Helen BEKELE (ETH)	Tokyo (JPN)	3 Mar

# RACE ANALYSIS

## Marathon Women - Final



27 September 2019 23:59 START TIME 32° C 74 %  
TEMPERATURE HUMIDITY  
03:34 END TIME 32° C 74 %

1	1 km	2	2 km	3	3 km	4	4 km	5	5 km	6	6 km	7	7 km	8	8 km	9	9 km	10	10 km
11	11 km	12	12 km	13	13 km	14	14 km	15	15 km	16	16 km	17	17 km	18	18 km	19	19 km	20	20 km
21	21 km	22	Half Mar.	23	22 km	24	23 km	25	24 km	26	25 km	27	26 km	28	27 km	29	28 km	30	29 km
31	30 km	32	31 km	34	33 km	35	34 km	36	35 km	37	36 km	38	37 km	39	38 km	40	39 km	41	40 km
42	41 km	43	42 km	33	32 km														

**1 Ruth CHEPNGETICH** KEN 8 Aug 94 **2:32:43**

1	3:43	2	3:38	3	3:40	4	3:38	5	3:42	6	3:37	7	3:35	8	3:32	9	3:55	10	3:44
	3:43 (3)		7:21 (4)		11:01 (2)		14:39 (4)		18:21 (2)		21:58 (3)		<b>25:33 (1)</b>		<b>29:05 (1)</b>		33:00 (2)		36:44 (2)
11	3:13	12	3:23	13	3:29	14	3:34	15	3:38	16	3:37	17	3:40	18	3:46	19	3:44	20	3:46
	<b>39:57 (1)</b>		<b>43:20 (1)</b>		<b>46:49 (1)</b>		<b>50:23 (1)</b>		<b>54:01 (1)</b>		<b>57:38 (1)</b>		<b>1:01:18 (1)</b>		<b>1:05:04 (1)</b>		1:08:48 (2)		1:12:34 (20)
21	3:44	22	3:22	23	3:24	24	3:41	25	3:43	26	3:33	27	3:41	28	3:35	29	3:34	30	3:42
	1:16:18 (22)		1:16:40 (23)		1:20:04 (26)		1:23:45 (25)		1:27:28 (25)		1:31:01 (25)		<b>1:34:42 (1)</b>		<b>1:38:17 (1)</b>		1:41:51 (24)		<b>1:45:33 (1)</b>
31	3:40	32	3:37	33	3:35	34	3:39	35	3:42	36	3:37	37	3:19	38	3:30	39	3:31	40	3:33
	1:49:13 (3)		1:52:50 (2)		<b>1:56:25 (1)</b>		<b>2:00:04 (1)</b>		<b>2:03:46 (1)</b>		<b>2:07:23 (1)</b>		<b>2:10:42 (1)</b>		<b>2:14:12 (1)</b>		<b>2:17:43 (1)</b>		<b>2:21:16 (1)</b>
41	3:36	42	3:36	43	3:39														
	<b>2:24:52 (1)</b>		<b>2:28:28 (1)</b>		<b>2:32:07 (1)</b>														

**2 Rose CHELIMO** BRN 12 Jul 89 **2:33:46**

1	3:44	2	3:38	3	3:41	4	3:36	5	3:42	6	3:37	7	3:36	8	3:32	9	3:54	10	3:44
	3:44 (10)		7:22 (14)		11:03 (6)		14:39 (3)		18:21 (5)		21:58 (5)		25:34 (3)		29:06 (3)		33:00 (5)		36:44 (4)
11	3:14	12	3:33	13	3:30	14	3:31	15	3:31	16	3:36	17	3:40	18	3:45	19	3:44	20	3:46
	39:58 (3)		43:31 (4)		47:01 (3)		50:32 (5)		54:03 (5)		57:39 (4)		1:01:19 (3)		1:05:04 (5)		1:08:48 (3)		1:12:34 (21)
21	3:44	22	3:22	23	3:24	24	3:41	25	3:43	26	3:33	27	3:41	28	3:36	29	3:33	30	3:42
	1:16:18 (20)		1:16:40 (21)		1:20:04 (24)		1:23:45 (26)		1:27:28 (26)		1:31:01 (24)		1:34:42 (2)		1:38:18 (4)		1:41:51 (25)		1:45:33 (2)
31	3:40	32	3:36	33	3:36	34	3:39	35	3:42	36	3:38	37	3:25	38	3:35	39	3:36	40	3:39
	<b>1:49:13 (1)</b>		<b>1:52:49 (1)</b>		1:56:25 (2)		2:00:04 (3)		2:03:46 (4)		2:07:24 (2)		2:10:49 (2)		2:14:24 (2)		2:18:00 (2)		2:21:39 (2)
41	3:43	42	3:49	43	3:52														
	2:25:22 (2)		2:29:11 (2)		2:33:03 (2)														

**3 Helalia JOHANNES** NAM 13 Aug 80 **2:34:15**

1	3:45	2	3:38	3	3:50	4	3:29	5	3:41	6	3:35	7	3:38	8	3:30	9	3:54	10	3:47
	3:45 (27)		7:23 (31)		11:13 (34)		14:42 (17)		18:23 (16)		21:58 (10)		25:36 (9)		29:06 (6)		33:00 (8)		36:47 (7)
11	3:26	12	3:28	13	3:22	14	3:29	15	3:29	16	3:37	17	3:41	18	3:45	19	3:44	20	3:46
	40:13 (5)		43:41 (6)		47:03 (5)		50:32 (4)		54:01 (4)		57:38 (3)		1:01:19 (4)		1:05:04 (4)		1:08:48 (4)		1:12:34 (23)
21	3:45	22	3:21	23	3:24	24	3:42	25	3:42	26	3:33	27	3:41	28	3:36	29	3:33	30	3:42
	1:16:19 (23)		1:16:40 (22)		1:20:04 (27)		1:23:46 (28)		1:27:28 (27)		1:31:01 (26)		1:34:42 (3)		1:38:18 (3)		1:41:51 (26)		1:45:33 (4)
31	3:40	32	3:37	33	3:36	34	3:39	35	3:41	36	3:38	37	3:42	38	3:47	39	3:51	40	3:51
	1:49:13 (4)		1:52:50 (4)		1:56:26 (3)		2:00:05 (4)		2:03:46 (3)		2:07:24 (3)		2:11:06 (3)		2:14:53 (3)		2:18:44 (3)		2:22:35 (3)
41	3:42	42	3:41	43	3:36														
	2:26:17 (3)		2:29:58 (3)		2:33:34 (3)														

**4 Edna Ngeringwony KIPLAGAT** KEN 15 Nov 79 **2:35:36** SB

1	3:45	2	3:40	3	3:49	4	3:36	5	3:35	6	3:37	7	3:37	8	3:33	9	3:48	10	3:48
	3:45 (17)		7:25 (34)		11:14 (44)		14:50 (26)		18:25 (21)		22:02 (18)		25:39 (13)		29:12 (10)		33:00 (11)		36:48 (8)
11	3:25	12	3:28	13	3:23	14	3:27	15	3:30	16	3:38	17	3:40	18	3:45	19	3:44	20	3:46
	40:13 (6)		43:41 (5)		47:04 (6)		50:31 (3)		54:01 (2)		57:39 (5)		1:01:19 (5)		1:05:04 (2)		1:08:48 (5)		1:12:34 (22)
21	3:45	22	3:21	23	3:25	24	3:41	25	3:42	26	3:33	27	3:41	28	3:35	29	3:34	30	3:42
	1:16:19 (24)		1:16:40 (21)		1:20:05 (28)		1:23:46 (27)		1:27:28 (24)		1:31:01 (27)		1:34:42 (4)		1:38:17 (2)		1:41:51 (27)		1:45:33 (3)
31	3:40	32	3:37	33	3:36	34	3:38	35	3:42	36	3:38	37	3:43	38	3:46	39	3:51	40	3:56
	1:49:13 (2)		1:52:50 (3)		1:56:26 (4)		2:00:04 (2)		2:03:46 (2)		2:07:24 (4)		2:11:07 (4)		2:14:53 (4)		2:18:44 (4)		2:22:40 (4)
41	3:59	42	4:02	43	4:05														
	2:26:39 (4)		2:30:41 (4)		2:34:46 (4)														

**5 Volha MAZURONAK** BLR 14 Apr 89 **2:36:21**

1	3:46	2	3:40	3	3:44	4	3:40	5	3:43	6	3:40	7	3:40	8	3:40	9	3:38	10	3:39
	3:46 (47)		7:26 (42)		11:10 (27)		14:50 (30)		18:33 (26)		22:13 (27)		25:53 (26)		29:33 (22)		33:11 (15)		36:50 (13)
11	3:39	12	3:42	13	3:41	14	3:43	15	3:44	16	3:45	17	3:41	18	3:42	19	3:42	20	3:41
	40:29 (10)		44:11 (11)		47:52 (10)		51:35 (8)		55:19 (9)		59:04 (9)		1:02:45 (8)		1:06:27 (8)		1:10:09 (8)		1:13:50 (26)
21	3:46	22	3:22	23	3:24	24	3:45	25	3:45	26	3:45	27	3:46	28	3:44	29	3:45	30	3:45
	1:17:36 (26)		1:17:58 (26)		1:21:22 (30)		1:25:07 (30)		1:28:52 (30)		1:32:37 (30)		1:36:23 (7)		1:40:07 (7)		1:43:52 (30)		1:47:37 (6)
31	3:43	32	3:44	33	3:45	34	3:43	35	3:42	36	3:43	37	3:42	38	3:42	39	3:40	40	3:42
	1:51:20 (6)		1:55:04 (6)		1:58:49 (5)		2:02:32 (5)		2:06:14 (5)		2:09:57 (5)		2:13:39 (5)		2:17:21 (5)		2:21:01 (5)		2:24:43 (5)
41	3:41	42	3:39	43	3:37														
	2:28:24 (5)		2:32:03 (5)		2:35:40 (5)														



**RACE ANALYSIS**  
**Marathon Women**

**6 Roberta GRONER** USA 4 Jan 78 **2:38:44**

1	3:46	2	3:37	3	3:48	4	3:36	5	3:38	6	3:40	7	3:42	8	3:43	9	3:44	10	3:44
	3:46 (39)		7:23 (27)		11:11 (32)		14:47 (21)		18:25 (22)		22:05 (21)		25:47 (20)		29:30 (19)		33:14 (19)		36:58 (17)
11	3:47	12	3:47	13	3:45	14	3:48	15	3:50	16	3:47	17	3:46	18	3:49	19	3:51	20	3:45
	40:45 (17)		44:32 (15)		48:17 (15)		52:05 (15)		55:55 (14)		59:42 (12)		1:03:28 (12)		1:07:17 (12)		1:11:08 (13)		1:14:53 (29)
21	3:46	22	21	23	3:30	24	3:49	25	3:47	26	3:46	27	3:41	28	3:45	29	3:45	30	3:46
	1:18:39 (30)		1:19:00 (30)		1:22:30 (34)		1:26:19 (33)		1:30:06 (32)		1:33:52 (32)		1:37:33 (9)		1:41:18 (9)		1:45:03 (32)		1:48:49 (8)
31	3:44	32	3:46	33	3:52	34	3:50	35	3:50	36	3:50	37	3:47	38	3:45	39	3:48	40	3:50
	1:52:33 (8)		1:56:19 (7)		2:00:11 (6)		2:04:01 (6)		2:07:51 (6)		2:11:41 (6)		2:15:28 (6)		2:19:13 (6)		2:23:01 (6)		2:26:51 (6)
41	3:52	42	3:48	43	3:35														
	2:30:43 (6)		2:34:31 (6)		2:38:06 (6)														

**7 Mizuki TANIMOTO** JPN 18 Dec 94 **2:39:09**

1	3:45	2	3:41	3	3:47	4	3:47	5	3:52	6	3:51	7	3:48	8	3:49	9	3:46	10	3:49
	3:45 (35)		7:26 (38)		11:13 (36)		15:00 (47)		18:52 (47)		22:43 (48)		26:31 (47)		30:20 (43)		34:06 (37)		37:55 (33)
11	3:48	12	3:50	13	3:49	14	3:51	15	3:52	16	3:50	17	3:49	18	3:44	19	3:46	20	3:47
	41:43 (32)		45:33 (29)		49:22 (25)		53:13 (23)		57:05 (22)		1:00:55 (21)		1:04:44 (20)		1:08:28 (17)		1:12:14 (15)		1:16:01 (32)
21	3:48	22	22	23	3:24	24	3:44	25	3:44	26	3:41	27	3:41	28	3:40	29	3:40	30	3:39
	1:19:49 (33)		1:20:11 (33)		1:23:35 (37)		1:27:19 (37)		1:31:03 (37)		1:34:44 (36)		1:38:25 (13)		1:42:05 (12)		1:45:45 (35)		1:49:24 (11)
31	3:40	32	3:41	33	3:48	34	3:51	35	3:51	36	3:52	37	3:46	38	3:45	39	3:46	40	3:45
	1:53:04 (10)		1:56:45 (8)		2:00:33 (7)		2:04:24 (7)		2:08:15 (7)		2:12:07 (7)		2:15:53 (7)		2:19:38 (7)		2:23:24 (7)		2:27:09 (7)
41	3:46	42	3:48	43	3:45														
	2:30:55 (7)		2:34:43 (7)		2:38:28 (7)														

**8 Ji Hyang KIM** PRK 26 Sep 95 **2:41:24**

1	3:44	2	3:38	3	3:45	4	3:33	5	3:43	6	3:35	7	3:39	8	3:34	9	3:49	10	3:49
	3:44 (13)		7:22 (19)		11:07 (20)		14:40 (16)		18:23 (13)		21:58 (8)		25:37 (10)		29:11 (7)		33:00 (6)		36:49 (10)
11	3:52	12	3:51	13	3:54	14	4:12	15	4:01	16	3:53	17	3:56	18	3:52	19	3:55	20	3:46
	40:41 (15)		44:32 (17)		48:26 (17)		52:38 (18)		56:39 (18)		1:00:32 (16)		1:04:28 (17)		1:08:20 (16)		1:12:15 (16)		1:16:01 (33)
21	3:49	22	22	23	3:23	24	3:44	25	3:44	26	3:41	27	3:41	28	3:40	29	3:41	30	3:46
	1:19:50 (34)		1:20:12 (34)		1:23:35 (38)		1:27:19 (38)		1:31:03 (38)		1:34:44 (37)		1:38:25 (14)		1:42:05 (13)		1:45:46 (36)		1:49:32 (13)
31	3:46	32	3:48	33	3:49	34	3:50	35	3:54	36	3:55	37	3:56	38	3:58	39	3:58	40	4:00
	1:53:18 (11)		1:57:06 (11)		2:00:55 (8)		2:04:45 (8)		2:08:39 (8)		2:12:34 (8)		2:16:30 (8)		2:20:28 (8)		2:24:26 (8)		2:28:26 (8)
41	4:02	42	4:02	43	4:07														
	2:32:28 (8)		2:36:30 (8)		2:40:37 (8)														

**9 Lyndsay TESSIER** CAN 21 Jan 78 **2:42:03** SB

1	3:46	2	3:46	3	3:48	4	3:47	5	3:48	6	3:49	7	3:50	8	3:47	9	3:49	10	3:48
	3:46 (49)		7:32 (53)		11:20 (55)		15:07 (52)		18:55 (52)		22:44 (52)		26:34 (51)		30:21 (46)		34:10 (44)		37:58 (40)
11	3:48	12	3:52	13	3:48	14	3:48	15	3:51	16	3:51	17	3:47	18	3:49	19	3:51	20	3:47
	41:46 (37)		45:38 (36)		49:26 (29)		53:14 (26)		57:05 (24)		1:00:56 (24)		1:04:43 (19)		1:08:32 (19)		1:12:23 (19)		1:16:10 (34)
21	3:47	22	22	23	3:26	24	3:50	25	3:49	26	3:50	27	3:48	28	3:47	29	3:47	30	3:46
	1:19:57 (35)		1:20:19 (35)		1:23:45 (39)		1:27:35 (39)		1:31:24 (39)		1:35:14 (38)		1:39:02 (15)		1:42:49 (15)		1:46:36 (38)		1:50:22 (14)
31	3:52	32	3:52	33	3:53	34	3:50	35	3:49	36	3:54	37	3:53	38	3:58	39	3:56	40	3:59
	1:54:14 (14)		1:58:06 (14)		2:01:59 (13)		2:05:49 (13)		2:09:38 (10)		2:13:32 (10)		2:17:25 (10)		2:21:23 (9)		2:25:19 (9)		2:29:18 (9)
41	4:05	42	4:00	43	3:56														
	2:33:23 (9)		2:37:23 (9)		2:41:19 (9)														

**10 Un Ok JO** PRK 29 Aug 92 **2:42:23**

1	3:45	2	3:37	3	3:43	4	3:35	5	3:43	6	3:38	7	3:45	8	3:48	9	3:38	10	3:39
	3:45 (36)		7:22 (13)		11:05 (11)		14:40 (12)		18:23 (12)		22:01 (17)		25:46 (18)		29:34 (23)		33:12 (16)		36:51 (15)
11	3:41	12	3:47	13	3:50	14	3:42	15	3:43	16	3:54	17	3:50	18	3:52	19	3:58	20	3:46
	40:32 (14)		44:19 (14)		48:09 (14)		51:51 (12)		55:34 (11)		59:28 (11)		1:03:18 (11)		1:07:10 (11)		1:11:08 (11)		1:14:54 (30)
21	3:45	22	22	23	3:29	24	3:49	25	3:48	26	3:45	27	3:49	28	3:56	29	3:51	30	3:59
	1:18:39 (31)		1:19:01 (31)		1:22:30 (35)		1:26:19 (34)		1:30:07 (34)		1:33:52 (33)		1:37:41 (11)		1:41:37 (11)		1:45:28 (34)		1:49:27 (12)
31	4:01	32	4:00	33	4:04	34	4:11	35	4:03	36	4:14	37	3:59	38	4:02	39	4:03	40	4:00
	1:53:28 (13)		1:57:28 (12)		2:01:32 (11)		2:05:43 (11)		2:09:46 (11)		2:14:00 (12)		2:17:59 (11)		2:22:01 (11)		2:26:04 (11)		2:30:04 (11)
41	3:57	42	3:54	43	3:47														
	2:34:01 (10)		2:37:55 (10)		2:41:42 (10)														



**RACE ANALYSIS**  
**Marathon Women**

**11 Madoka NAKANO**

JPN 14 Aug 91 **2:42:39**

1	3:46	2	3:40	3	3:48	4	3:45	5	3:53	6	3:50	7	3:49	8	3:49	9	3:47	10	3:49
	3:46 (40)		7:26 (40)		11:14 (43)		14:59 (45)		18:52 (46)		22:42 (46)		26:31 (46)		30:20 (45)		34:07 (40)		37:56 (36)
11	3:47	12	3:51	13	3:48	14	3:51	15	3:51	16	3:51	17	3:49	18	3:48	19	3:50	20	3:48
	41:43 (34)		45:34 (31)		49:22 (26)		53:13 (22)		57:04 (21)		1:00:55 (20)		1:04:44 (21)		1:08:32 (18)		1:12:22 (18)		1:16:10 (35)
21	3:47	22	22	23	3:26	24	3:51	25	3:48	26	3:55	27	3:58	28	3:55	29	4:00	30	4:00
	1:19:57 (36)		1:20:19 (36)		1:23:45 (40)		1:27:36 (40)		1:31:24 (40)		1:35:19 (39)		1:39:17 (16)		1:43:12 (16)		1:47:12 (39)		1:51:12 (16)
31	3:58	32	4:00	33	4:06	34	4:01	35	4:01	36	3:55	37	3:55	38	3:49	39	3:48	40	3:48
	1:55:10 (16)		1:59:10 (16)		2:03:16 (14)		2:07:17 (14)		2:11:18 (14)		2:15:13 (14)		2:19:08 (13)		2:22:57 (13)		2:26:45 (12)		2:30:33 (12)
41	3:51	42	3:47	43	3:48														
	2:34:24 (12)		2:38:11 (11)		2:41:59 (11)														

**12 Desi Jisa MOKONIN**

BRN 12 Jul 97 **2:43:19**

1	3:45	2	3:37	3	3:42	4	3:35	5	3:43	6	3:36	7	3:37	8	3:31	9	3:54	10	3:47
	3:45 (34)		7:22 (15)		11:04 (10)		14:39 (7)		18:22 (8)		21:58 (9)		25:35 (6)		29:06 (5)		33:00 (9)		36:47 (6)
11	3:29	12	3:37	13	3:38	14	3:44	15	3:43	16	3:43	17	3:37	18	3:43	19	3:55	20	3:49
	40:16 (7)		43:53 (7)		47:31 (7)		51:15 (6)		54:58 (7)		58:41 (6)		1:02:18 (6)		1:06:01 (7)		1:09:56 (7)		1:13:45 (25)
21	3:52	22	23	23	3:34	24	3:49	25	3:50	26	3:58	27	3:57	28	3:52	29	3:52	30	3:59
	1:17:37 (27)		1:18:00 (27)		1:21:34 (31)		1:25:23 (31)		1:29:13 (31)		1:33:11 (31)		1:37:08 (8)		1:41:00 (8)		1:44:52 (31)		1:48:51 (9)
31	4:01	32	4:03	33	4:07	34	4:07	35	4:00	36	3:59	37	4:10	38	4:13	39	4:05	40	4:19
	1:52:52 (9)		1:56:55 (9)		2:01:02 (9)		2:05:09 (9)		2:09:09 (9)		2:13:08 (9)		2:17:18 (9)		2:21:31 (10)		2:25:36 (10)		2:29:55 (10)
41	4:24	42	4:16	43	4:03														
	2:34:19 (11)		2:38:35 (12)		2:42:38 (12)														

**13 Carrie DIMOFF**

USA 31 May 83 **2:44:35**

1	3:45	2	3:38	3	3:48	4	3:36	5	3:38	6	3:40	7	3:42	8	3:43	9	3:44	10	3:44
	3:45 (37)		7:23 (26)		11:11 (31)		14:47 (22)		18:25 (23)		22:05 (22)		25:47 (19)		29:30 (20)		33:14 (20)		36:58 (18)
11	3:47	12	3:47	13	3:45	14	3:48	15	3:50	16	3:47	17	3:46	18	3:50	19	3:50	20	3:45
	40:45 (16)		44:32 (16)		48:17 (16)		52:05 (14)		55:55 (15)		59:42 (13)		1:03:28 (13)		1:07:18 (13)		1:11:08 (12)		1:14:53 (28)
21	3:45	22	22	23	3:30	24	3:49	25	3:47	26	3:48	27	3:46	28	3:51	29	3:50	30	3:59
	1:18:38 (29)		1:19:00 (29)		1:22:30 (33)		1:26:19 (32)		1:30:06 (33)		1:33:54 (34)		1:37:40 (10)		1:41:31 (10)		1:45:21 (33)		1:49:20 (10)
31	4:02	32	4:08	33	4:09	34	4:10	35	4:04	36	4:05	37	4:20	38	4:17	39	4:18	40	4:24
	1:53:22 (12)		1:57:30 (13)		2:01:39 (12)		2:05:49 (12)		2:09:53 (12)		2:13:58 (11)		2:18:18 (12)		2:22:35 (12)		2:26:53 (13)		2:31:17 (13)
41	4:19	42	4:18	43	4:00														
	2:35:36 (13)		2:39:54 (13)		2:43:54 (13)														

**14 Kwang-Ok RI**

PRK 27 Jul 96 **2:46:16**

1	3:44	2	3:38	3	3:43	4	3:35	5	3:43	6	3:36	7	3:38	8	3:36	9	3:47	10	3:49
	3:44 (12)		7:22 (17)		11:05 (12)		14:40 (13)		18:23 (10)		21:59 (13)		25:37 (11)		29:13 (11)		33:00 (7)		36:49 (9)
11	3:40	12	3:42	13	3:42	14	3:44	15	3:43	16	3:47	17	3:52	18	3:55	19	3:57	20	4:03
	40:29 (12)		44:11 (12)		47:53 (12)		51:37 (10)		55:20 (10)		59:07 (10)		1:02:59 (10)		1:06:54 (10)		1:10:51 (10)		1:14:54 (31)
21	3:45	22	22	23	3:29	24	3:50	25	3:52	26	4:04	27	4:09	28	4:00	29	4:09	30	4:07
	1:18:39 (32)		1:19:01 (32)		1:22:30 (36)		1:26:20 (35)		1:30:12 (35)		1:34:16 (35)		1:38:25 (12)		1:42:25 (14)		1:46:34 (37)		1:50:41 (15)
31	4:13	32	4:13	33	4:09	34	4:10	35	4:14	36	4:14	37	4:15	38	4:13	39	4:20	40	4:13
	1:54:54 (15)		1:59:07 (15)		2:03:16 (15)		2:07:26 (15)		2:11:40 (15)		2:15:54 (15)		2:20:09 (15)		2:24:22 (14)		2:28:42 (14)		2:32:55 (14)
41	4:15	42	4:10	43	4:08														
	2:37:10 (14)		2:41:20 (14)		2:45:28 (14)														

**15 Visiline JEPKESHO**

KEN 30 Dec 89 **2:46:38**

1	3:43	2	3:38	3	3:41	4	3:37	5	3:42	6	3:37	7	3:35	8	3:33	9	3:53	10	3:45
	3:43 (4)		7:21 (3)		11:02 (3)		<b>14:39 (1)</b>		18:21 (3)		<b>21:58 (1)</b>		25:33 (2)		29:06 (4)		<b>32:59 (1)</b>		<b>36:44 (1)</b>
11	3:14	12	3:28	13	3:32	14	3:33	15	3:30	16	3:37	17	3:40	18	3:46	19	3:44	20	3:46
	39:58 (2)		43:26 (2)		46:58 (2)		50:31 (2)		54:01 (3)		57:38 (2)		1:01:18 (2)		1:05:04 (3)		<b>1:08:48 (1)</b>		1:12:34 (19)
21	3:44	22	21	23	3:25	24	3:41	25	3:43	26	3:46	27	4:03	28	4:00	29	4:16	30	4:22
	1:16:18 (21)		1:16:39 (20)		1:20:04 (25)		1:23:45 (24)		1:27:28 (28)		1:31:14 (28)		1:35:17 (6)		1:39:17 (6)		1:43:33 (29)		1:47:55 (7)
31	4:30	32	4:31	33	4:25	34	4:09	35	4:32	36	5:00	37	5:02	38	4:41	39	4:09	40	4:16
	1:52:25 (7)		1:56:56 (10)		2:01:21 (10)		2:05:30 (10)		2:10:02 (13)		2:15:02 (13)		2:20:04 (14)		2:24:45 (15)		2:28:54 (15)		2:33:10 (15)
41	4:16	42	4:20	43	4:10														
	2:37:26 (15)		2:41:46 (15)		2:45:56 (15)														





**RACE ANALYSIS**  
**Marathon Women**

**16 Marta GALIMANY**

ESP 5 Oct 85 **2:47:45**

1	3:45	2	3:40	3	3:50	4	3:45	5	3:51	6	3:50	7	3:49	8	3:50	9	3:46	10	3:49
	3:45 (30)		7:25 (35)		11:15 (48)		15:00 (48)		18:51 (44)		22:41 (44)		26:30 (44)		30:20 (44)		34:06 (39)		37:55 (34)
11	3:49	12	3:50	13	3:49	14	3:51	15	3:51	16	3:50	17	3:50	18	3:50	19	3:49	20	3:50
	41:44 (35)		45:34 (32)		49:23 (28)		53:14 (25)		57:05 (25)		1:00:55 (23)		1:04:45 (23)		1:08:35 (20)		1:12:24 (20)		1:16:14 (36)
21	3:53	22	24	23	3:29	24	3:53	25	3:53	26	3:56	27	3:57	28	3:58	29	4:00	30	4:03
	1:20:07 (37)		1:20:31 (37)		1:24:00 (41)		1:27:53 (41)		1:31:46 (41)		1:35:42 (41)		1:39:39 (17)		1:43:37 (17)		1:47:37 (40)		1:51:40 (17)
31	4:07	32	4:08	33	4:07	34	4:09	35	4:12	36	4:18	37	4:22	38	4:23	39	4:23	40	4:23
	1:55:47 (17)		1:59:55 (17)		2:04:02 (16)		2:08:11 (16)		2:12:23 (16)		2:16:41 (16)		2:21:03 (16)		2:25:26 (16)		2:29:49 (16)		2:34:12 (16)
41	4:23	42	4:12	43	4:09														
	2:38:35 (16)		2:42:47 (16)		2:46:56 (16)														

**17 Nastassia IVANOVA**

BLR 4 Nov 82 **2:48:41**

1	3:51	2	3:54	3	3:49	4	3:51	5	3:50	6	3:50	7	3:50	8	3:49	9	3:54	10	3:51
	3:51 (66)		7:45 (66)		11:34 (63)		15:25 (62)		19:15 (61)		23:05 (60)		26:55 (57)		30:44 (53)		34:38 (53)		38:29 (52)
11	3:56	12	3:58	13	4:02	14	4:03	15	3:59	16	4:02	17	3:56	18	4:04	19	4:02	20	4:00
	42:25 (49)		46:23 (48)		50:25 (44)		54:28 (43)		58:27 (42)		1:02:29 (38)		1:06:25 (36)		1:10:29 (35)		1:14:31 (34)		1:18:31 (50)
21	3:59	22	23	23	3:39	24	4:04	25	4:07	26	4:06	27	4:02	28	4:07	29	4:08	30	4:09
	1:22:30 (50)		1:22:53 (50)		1:26:32 (53)		1:30:36 (50)		1:34:43 (49)		1:38:49 (49)		1:42:51 (25)		1:46:58 (24)		1:51:06 (47)		1:55:15 (22)
31	4:11	32	4:12	33	4:09	34	4:08	35	4:06	36	4:10	37	4:07	38	4:09	39	4:01	40	3:54
	1:59:26 (21)		2:03:38 (21)		2:07:47 (19)		2:11:55 (18)		2:16:01 (18)		2:20:11 (19)		2:24:18 (17)		2:28:27 (17)		2:32:28 (17)		2:36:22 (17)
41	3:59	42	3:55	43	3:42														
	2:40:21 (17)		2:44:16 (17)		2:47:58 (17)														

**18 Charlotta FOUGBERG**

SWE 19 Jun 85 **2:49:17**

1	3:45	2	3:42	3	3:49	4	3:42	5	3:46	6	3:47	7	3:46	8	3:46	9	3:45	10	3:47
	3:45 (19)		7:27 (43)		11:16 (49)		14:58 (42)		18:44 (39)		22:31 (38)		26:17 (35)		30:03 (33)		33:48 (29)		37:35 (28)
11	3:48	12	3:49	13	3:49	14	3:50	15	3:53	16	3:52	17	3:52	18	3:51	19	3:58	20	3:57
	41:23 (25)		45:12 (23)		49:01 (21)		52:51 (19)		56:44 (19)		1:00:36 (17)		1:04:28 (16)		1:08:19 (15)		1:12:17 (17)		1:16:14 (37)
21	4:01	22	23	23	3:42	24	4:03	25	4:03	26	4:33	27	4:06	28	4:12	29	4:29	30	4:12
	1:20:15 (38)		1:20:38 (38)		1:24:20 (42)		1:28:23 (42)		1:32:26 (42)		1:36:59 (42)		1:41:05 (19)		1:45:17 (19)		1:49:46 (42)		1:53:58 (19)
31	4:30	32	4:39	33	4:20	34	4:17	35	4:11	36	4:12	37	4:12	38	4:10	39	4:09	40	4:04
	1:58:28 (19)		2:03:07 (19)		2:07:27 (17)		2:11:44 (17)		2:15:55 (17)		2:20:07 (18)		2:24:19 (18)		2:28:29 (18)		2:32:38 (18)		2:36:42 (18)
41	3:57	42	3:59	43	3:57														
	2:40:39 (18)		2:44:38 (18)		2:48:35 (18)														

**19 Anne-Mari HYRYLÄINEN**

FIN 15 Aug 78 **2:51:26**

1	3:46	2	3:41	3	3:48	4	3:44	5	3:46	6	3:52	7	3:51	8	3:51	9	3:48	10	3:49
	3:46 (45)		7:27 (44)		11:15 (47)		14:59 (44)		18:45 (43)		22:37 (43)		26:28 (42)		30:19 (40)		34:07 (42)		37:56 (37)
11	3:50	12	4:08	13	3:50	14	4:02	15	3:57	16	3:59	17	4:03	18	4:07	19	4:02	20	4:00
	41:46 (36)		45:54 (42)		49:44 (37)		53:46 (38)		57:43 (35)		1:01:42 (31)		1:05:45 (30)		1:09:52 (29)		1:13:54 (27)		1:17:54 (44)
21	4:12	22	24	23	3:44	24	4:03	25	4:05	26	4:20	27	4:09	28	4:07	29	4:08	30	4:23
	1:22:06 (44)		1:22:30 (44)		1:26:14 (48)		1:30:17 (47)		1:34:22 (47)		1:38:42 (47)		1:42:51 (24)		1:46:58 (23)		1:51:06 (46)		1:55:29 (24)
31	4:13	32	4:09	33	4:12	34	4:10	35	4:09	36	4:12	37	4:17	38	4:21	39	4:15	40	4:22
	1:59:42 (24)		2:03:51 (23)		2:08:03 (22)		2:12:13 (20)		2:16:22 (19)		2:20:34 (20)		2:24:51 (19)		2:29:12 (19)		2:33:27 (19)		2:37:49 (19)
41	4:20	42	4:14	43	4:15														
	2:42:09 (19)		2:46:23 (19)		2:50:38 (19)														

**20 Marcela JOGLOVÁ**

CZE 27 Jul 87 **2:52:22**

1	3:45	2	3:37	3	3:46	4	3:43	5	3:44	6	3:44	7	3:49	8	3:49	9	3:50	10	3:53
	3:45 (18)		7:22 (24)		11:08 (24)		14:51 (31)		18:35 (28)		22:19 (28)		26:08 (28)		29:57 (26)		33:47 (28)		37:40 (29)
11	3:55	12	3:55	13	3:52	14	3:58	15	4:01	16	4:00	17	4:02	18	4:02	19	4:05	20	4:05
	41:35 (28)		45:30 (28)		49:22 (24)		53:20 (27)		57:21 (28)		1:01:21 (26)		1:05:23 (26)		1:09:25 (25)		1:13:30 (24)		1:17:35 (41)
21	4:05	22	24	23	3:43	24	4:11	25	4:13	26	4:11	27	4:13	28	4:15	29	4:15	30	4:12
	1:21:40 (42)		1:22:04 (42)		1:25:47 (45)		1:29:58 (45)		1:34:11 (46)		1:38:22 (46)		1:42:35 (22)		1:46:50 (22)		1:51:05 (45)		1:55:17 (23)
31	4:12	32	4:12	33	4:09	34	4:15	35	4:20	36	4:20	37	4:25	38	4:24	39	4:39	40	4:21
	1:59:29 (22)		2:03:41 (22)		2:07:50 (20)		2:12:05 (19)		2:16:25 (20)		2:20:45 (21)		2:25:10 (20)		2:29:34 (20)		2:34:13 (20)		2:38:34 (20)
41	4:26	42	4:20	43	4:17														
	2:43:00 (20)		2:47:20 (20)		2:51:37 (20)														



**RACE ANALYSIS**  
**Marathon Women**

**21 Rutendo Joan NYAHORA**

ZIM 11 Nov 88 **2:52:33**

1	3:44	2	3:38	3	3:45	4	3:36	5	3:41	6	3:36	7	3:40	8	3:44	9	3:48	10	3:47
	3:44 (6)		7:22 (21)		11:07 (16)		14:43 (19)		18:24 (17)		22:00 (16)		25:40 (15)		29:24 (15)		33:12 (18)		36:59 (19)
11	3:52	12	3:54	13	3:55	14	3:53	15	4:04	16	4:00	17	3:57	18	4:03	19	4:03	20	4:01
	40:51 (19)		44:45 (19)		48:40 (18)		52:33 (17)		56:37 (17)		1:00:37 (18)		1:04:34 (18)		1:08:37 (21)		1:12:40 (22)		1:16:41 (39)
21	4:03	22	4:03	23	3:44	24	4:12	25	4:10	26	4:11	27	4:17	28	4:17	29	4:06	30	4:21
	1:20:44 (39)		1:21:08 (39)		1:24:52 (43)		1:29:04 (43)		1:33:14 (43)		1:37:25 (43)		1:41:42 (20)		1:45:59 (20)		1:50:05 (43)		1:54:26 (20)
31	4:26	32	4:33	33	4:26	34	4:38	35	4:23	36	4:15	37	4:23	38	4:22	39	4:24	40	4:21
	1:58:52 (20)		2:03:25 (20)		2:07:51 (21)		2:12:29 (21)		2:16:52 (22)		2:21:07 (22)		2:25:30 (21)		2:29:52 (21)		2:34:16 (21)		2:38:37 (21)
41	4:29	42	4:31	43	4:07														
	2:43:06 (21)		2:47:37 (21)		2:51:44 (21)														

**22 Sardana TROFIMOVA**

ANA 28 Mar 88 **2:52:46**

1	3:39	2	3:37	3	3:42	4	3:42	5	3:44	6	3:43	7	3:44	8	3:50	9	3:50	10	3:56
	<b>3:39</b> (1)		<b>7:16</b> (1)		<b>10:58</b> (1)		14:40 (11)		18:24 (20)		22:07 (25)		25:51 (24)		29:41 (25)		33:31 (25)		37:27 (25)
11	3:59	12	4:04	13	4:01	14	4:03	15	4:05	16	4:08	17	4:03	18	4:09	19	4:03	20	3:59
	41:26 (27)		45:30 (27)		49:31 (31)		53:34 (30)		57:39 (29)		1:01:47 (35)		1:05:50 (34)		1:09:59 (32)		1:14:02 (30)		1:18:01 (45)
21	4:11	22	4:26	23	3:56	24	4:19	25	4:15	26	4:17	27	4:21	28	4:16	29	4:13	30	4:13
	1:22:12 (46)		1:22:38 (47)		1:26:34 (54)		1:30:53 (54)		1:35:08 (53)		1:39:25 (52)		1:43:46 (29)		1:48:02 (28)		1:52:15 (50)		1:56:28 (26)
31	4:10	32	4:18	33	4:22	34	4:21	35	4:19	36	4:23	37	4:14	38	4:18	39	4:18	40	4:20
	2:00:38 (25)		2:04:56 (24)		2:09:18 (23)		2:13:39 (23)		2:17:58 (23)		2:22:21 (23)		2:26:35 (22)		2:30:53 (22)		2:35:11 (22)		2:39:31 (22)
41	4:18	42	4:09	43	4:03														
	2:43:49 (22)		2:47:58 (22)		2:52:01 (22)														

**23 Nazret WELDU**

ERI 1 Jan 90 **2:53:45**

1	3:45	2	3:40	3	3:48	4	3:42	5	3:42	6	3:47	7	3:47	8	3:47	9	3:47	10	3:50
	3:45 (26)		7:25 (37)		11:13 (39)		14:55 (37)		18:37 (33)		22:24 (29)		26:11 (29)		29:58 (28)		33:45 (27)		37:35 (27)
11	3:51	12	3:52	13	3:57	14	3:58	15	3:52	16	3:54	17	4:05	18	4:12	19	4:14	20	4:18
	41:26 (26)		45:18 (25)		49:15 (22)		53:13 (21)		57:05 (23)		1:00:59 (25)		1:05:04 (25)		1:09:16 (24)		1:13:30 (25)		1:17:48 (42)
21	4:19	22	4:25	23	3:57	24	4:14	25	4:15	26	4:20	27	4:21	28	4:26	29	4:22	30	4:25
	1:22:07 (45)		1:22:32 (45)		1:26:29 (52)		1:30:43 (53)		1:34:58 (51)		1:39:18 (51)		1:43:39 (28)		1:48:05 (29)		1:52:27 (51)		1:56:52 (28)
31	4:31	32	4:33	33	4:35	34	4:31	35	4:30	36	4:22	37	4:17	38	4:11	39	4:06	40	4:10
	2:01:23 (28)		2:05:56 (28)		2:10:31 (27)		2:15:02 (26)		2:19:32 (27)		2:23:54 (25)		2:28:11 (23)		2:32:22 (23)		2:36:28 (23)		2:40:38 (23)
41	4:12	42	4:10	43	4:01														
	2:44:50 (23)		2:49:00 (23)		2:53:01 (23)														

**24 Yugui MA**

CHN 4 Mar 95 **2:55:24**

1	3:46	2	3:40	3	3:47	4	3:42	5	3:43	6	3:51	7	3:51	8	3:53	9	3:52	10	3:52
	3:46 (44)		7:26 (41)		11:13 (40)		14:55 (38)		18:38 (36)		22:29 (37)		26:20 (37)		30:13 (36)		34:05 (33)		37:57 (39)
11	3:57	12	4:00	13	4:04	14	4:10	15	4:18	16	4:18	17	4:24	18	4:34	19	4:33	20	4:26
	41:54 (39)		45:54 (43)		49:58 (40)		54:08 (40)		58:26 (41)		1:02:44 (42)		1:07:08 (40)		1:11:42 (39)		1:16:15 (40)		1:20:41 (60)
21	4:26	22	4:26	23	3:59	24	4:25	25	4:16	26	4:18	27	4:16	28	4:16	29	4:06	30	4:06
	1:25:07 (59)		1:25:33 (58)		1:29:32 (64)		1:33:57 (63)		1:38:13 (63)		1:42:31 (63)		1:46:47 (37)		1:51:03 (37)		1:55:09 (59)		1:59:15 (35)
31	4:09	32	4:10	33	4:14	34	4:18	35	4:16	36	4:15	37	4:20	38	4:18	39	4:15	40	4:16
	2:03:24 (33)		2:07:34 (32)		2:11:48 (31)		2:16:06 (29)		2:20:22 (29)		2:24:37 (29)		2:28:57 (28)		2:33:15 (25)		2:37:30 (24)		2:41:46 (24)
41	4:18	42	4:20	43	4:12														
	2:46:04 (24)		2:50:24 (24)		2:54:36 (24)														

**25 Khshigsaikhan GALBADRAKH**

MGL 28 Aug 90 **2:56:15**

1	3:46	2	3:41	3	3:46	4	3:42	5	3:50	6	3:50	7	3:53	8	4:00	9	4:09	10	4:08
	3:46 (46)		7:27 (46)		11:13 (42)		14:55 (39)		18:45 (42)		22:35 (42)		26:28 (41)		30:28 (51)		34:37 (52)		38:45 (53)
11	4:08	12	4:11	13	4:21	14	4:18	15	4:11	16	4:10	17	4:12	18	4:09	19	4:08	20	4:08
	42:53 (54)		47:04 (55)		51:25 (51)		55:43 (51)		59:54 (49)		1:04:04 (48)		1:08:16 (45)		1:12:25 (44)		1:16:33 (44)		1:20:41 (58)
21	4:04	22	4:04	23	3:51	24	4:06	25	4:02	26	4:10	27	4:15	28	4:17	29	4:10	30	4:21
	1:24:45 (56)		1:25:09 (55)		1:29:00 (60)		1:33:06 (58)		1:37:08 (58)		1:41:18 (58)		1:45:33 (35)		1:49:50 (34)		1:54:00 (57)		1:58:21 (33)
31	4:16	32	4:18	33	4:17	34	4:20	35	4:24	36	4:24	37	4:31	38	4:24	39	4:21	40	4:26
	2:02:37 (30)		2:06:55 (30)		2:11:12 (29)		2:15:32 (27)		2:19:56 (28)		2:24:20 (28)		2:28:51 (27)		2:33:15 (26)		2:37:36 (25)		2:42:02 (25)
41	4:35	42	4:32	43	4:18														
	2:46:37 (25)		2:51:09 (25)		2:55:27 (25)														



**RACE ANALYSIS**  
**Marathon Women**

**26 Alisa VAINIO FIN 16 Nov 97 2:56:30**

1	3:47	2	3:45	3	3:46	4	3:48	5	3:48	6	3:49	7	3:49	8	3:51	9	3:51	10	3:51	SB
	3:47 (56)		7:32 (54)		11:18 (51)		15:06 (50)		18:54 (49)		22:43 (49)		26:32 (49)		30:23 (47)		34:14 (47)		38:05 (46)	
11	3:53	12	3:54	13	3:53	14	3:56	15	4:01	16	4:00	17	4:03	18	4:04	19	4:02	20	4:02	
	41:58 (43)		45:52 (40)		49:45 (39)		53:41 (35)		57:42 (31)		1:01:42 (28)		1:05:45 (29)		1:09:49 (26)		1:13:51 (26)		1:17:53 (43)	
21	4:04	22	4:04	23	3:39	24	4:03	25	4:05	26	4:09	27	4:12	28	4:14	29	4:08	30	4:19	
	1:21:57 (43)		1:22:21 (43)		1:26:00 (47)		1:30:03 (46)		1:34:08 (45)		1:38:17 (45)		1:42:29 (21)		1:46:43 (21)		1:50:51 (44)		1:55:10 (21)	
31	4:23	32	5:23	33	4:34	34	4:44	35	4:42	36	4:39	37	4:53	38	4:36	39	4:33	40	4:32	
	1:59:33 (23)		2:04:56 (25)		2:09:30 (24)		2:14:14 (24)		2:18:56 (24)		2:23:35 (24)		2:28:28 (24)		2:33:04 (24)		2:37:37 (26)		2:42:09 (26)	
41	4:37	42	4:32	43	4:25															
	2:46:46 (26)		2:51:18 (26)		2:55:43 (26)															

**27 Melanie MYRAND CAN 7 Oct 85 2:57:40**

1	3:47	2	3:48	3	3:47	4	3:48	5	3:47	6	3:47	7	3:50	8	3:50	9	3:48	10	3:52	
	3:47 (59)		7:35 (57)		11:22 (57)		15:10 (55)		18:57 (53)		22:44 (53)		26:34 (52)		30:24 (50)		34:12 (46)		38:04 (44)	
11	3:53	12	3:54	13	3:54	14	3:58	15	4:00	16	4:01	17	4:01	18	4:05	19	4:07	20	4:08	
	41:57 (41)		45:51 (39)		49:45 (38)		53:43 (37)		57:43 (37)		1:01:44 (32)		1:05:45 (28)		1:09:50 (27)		1:13:57 (28)		1:18:05 (46)	
21	4:08	22	4:08	23	3:41	24	4:04	25	4:13	26	4:12	27	4:18	28	4:17	29	4:23	30	4:25	
	1:22:13 (47)		1:22:37 (46)		1:26:18 (49)		1:30:22 (48)		1:34:35 (48)		1:38:47 (48)		1:43:05 (26)		1:47:22 (25)		1:51:45 (48)		1:56:10 (25)	
31	4:33	32	4:33	33	4:36	34	4:39	35	4:47	36	4:44	37	4:44	38	4:43	39	4:45	40	4:46	
	2:00:43 (26)		2:05:16 (26)		2:09:52 (26)		2:14:31 (25)		2:19:18 (26)		2:24:02 (26)		2:28:46 (25)		2:33:29 (27)		2:38:14 (27)		2:43:00 (27)	
41	4:41	42	4:40	43	4:30															
	2:47:41 (27)		2:52:21 (27)		2:56:51 (27)															

**28 Salomé ROCHA POR 25 Apr 90 2:58:19**

1	3:44	2	3:38	3	3:45	4	3:40	5	3:41	6	3:38	7	3:42	8	3:38	9	3:41	10	3:43	
	3:44 (15)		7:22 (18)		11:07 (18)		14:47 (24)		18:28 (25)		22:06 (24)		25:48 (22)		29:26 (16)		33:07 (14)		36:50 (12)	
11	3:39	12	3:41	13	3:42	14	3:44	15	3:43	16	3:45	17	3:44	18	3:49	19	3:49	20	3:48	
	40:29 (9)		44:10 (10)		47:52 (9)		51:36 (9)		55:19 (8)		59:04 (8)		1:02:48 (9)		1:06:37 (9)		1:10:26 (9)		1:14:14 (27)	
21	3:55	22	3:54	23	3:54	24	4:04	25	4:15	26	4:17	27	4:17	28	4:31	29	4:41	30	4:55	
	1:18:09 (28)		1:18:31 (22)		1:22:25 (32)		1:26:29 (36)		1:30:44 (36)		1:35:31 (40)		1:39:48 (18)		1:44:19 (18)		1:49:00 (41)		1:53:55 (18)	
31	4:09	32	4:59	33	4:27	34	5:20	35	6:08	36	5:17	37	4:33	38	6:24	39	4:24	40	4:43	
	1:58:04 (18)		2:03:03 (18)		2:07:30 (18)		2:12:50 (22)		2:18:58 (25)		2:24:15 (27)		2:28:48 (26)		2:35:12 (29)		2:39:36 (28)		2:44:19 (28)	
41	4:57	42	4:19	43	3:57															
	2:49:16 (29)		2:53:35 (28)		2:57:32 (28)															

**29 Gloria PRIVILETZIO GRE 18 Jul 88 2:58:43**

1	3:50	2	3:53	3	3:53	4	3:50	5	3:55	6	3:53	7	3:54	8	3:55	9	3:56	10	3:59	
	3:50 (64)		7:43 (63)		11:36 (67)		15:26 (65)		19:21 (65)		23:14 (64)		27:08 (61)		31:03 (59)		34:59 (58)		38:58 (56)	
11	3:56	12	4:04	13	4:01	14	4:15	15	4:08	16	4:06	17	4:12	18	4:14	19	4:27	20	4:12	
	42:54 (55)		46:58 (54)		50:59 (49)		55:14 (49)		59:22 (47)		1:03:28 (46)		1:07:40 (43)		1:11:54 (41)		1:16:21 (43)		1:20:33 (57)	
21	4:32	22	4:26	23	3:50	24	4:14	25	4:13	26	4:34	27	4:25	28	4:50	29	5:05	30	4:18	
	1:25:05 (58)		1:25:31 (57)		1:29:21 (61)		1:33:35 (61)		1:37:48 (61)		1:42:22 (60)		1:46:47 (38)		1:51:37 (39)		1:56:42 (63)		2:01:00 (39)	
31	4:25	32	4:20	33	4:14	34	4:14	35	4:19	36	4:19	37	4:21	38	4:29	39	4:30	40	4:35	
	2:05:25 (38)		2:09:45 (36)		2:13:59 (35)		2:18:13 (33)		2:22:32 (32)		2:26:51 (31)		2:31:12 (30)		2:35:41 (30)		2:40:11 (30)		2:44:46 (29)	
41	4:28	42	4:38	43	4:05															
	2:49:14 (28)		2:53:52 (29)		2:57:57 (29)															

**30 Valdilene DOS SANTOS SILVA BRA 18 Dec 91 2:59:00**

1	3:45	2	3:38	3	3:46	4	3:46	5	3:48	6	3:52	7	3:52	8	3:52	9	3:51	10	4:02	
	3:45 (33)		7:23 (28)		11:09 (26)		14:55 (35)		18:43 (38)		22:35 (40)		26:27 (40)		30:19 (38)		34:10 (45)		38:12 (48)	
11	4:08	12	4:03	13	4:11	14	4:15	15	4:18	16	4:12	17	4:12	18	4:18	19	4:14	20	4:16	
	42:20 (48)		46:23 (49)		50:34 (46)		54:49 (45)		59:07 (44)		1:03:19 (43)		1:07:31 (41)		1:11:46 (40)		1:16:00 (39)		1:20:16 (54)	
21	4:19	22	4:14	23	4:22	24	4:29	25	4:23	26	4:28	27	4:27	28	4:28	29	4:39	30	4:27	
	1:24:35 (54)		1:33:08 (59)		1:37:30 (59)		1:41:59 (59)		1:46:22 (36)		1:50:50 (36)		1:55:17 (60)		1:59:45 (36)		2:04:24 (35)		2:08:51 (34)	
31	4:35	32	4:34	33	5:14	34	4:29	35	4:24	36	4:24	37	4:24	38	4:27	39	4:25	40	4:16	
	2:13:26 (33)		2:18:00 (31)		2:23:14 (34)		2:27:43 (34)		2:32:07 (32)		2:36:31 (32)		2:40:55 (32)		2:45:22 (31)		2:49:47 (31)		2:54:03 (30)	
41	4:14																			
	2:58:17 (30)																			



**RACE ANALYSIS**  
**Marathon Women**

**31 Manuela SOCCOL** BEL 16 Jun 88 **2:59:11**

1	3:51	2	3:54	3	3:51	4	3:50	5	3:54	6	3:55	7	3:57	8	4:03	9	4:03	10	4:04
	3:51 (68)		7:45 (65)		11:36 (66)		15:26 (66)		19:20 (64)		23:15 (65)		27:12 (64)		31:15 (63)		35:18 (63)		39:22 (61)
11	4:07	12	4:06	13	4:06	14	4:07	15	4:07	16	4:10	17	4:13	18	4:12	19	4:12	20	4:12
	43:29 (60)		47:35 (60)		51:41 (54)		55:48 (52)		59:55 (50)		1:04:05 (49)		1:08:18 (47)		1:12:30 (45)		1:16:42 (45)		1:20:54 (61)
21	4:14	22	25	23	3:51	24	4:16	25	4:23	26	4:23	27	4:25	28	4:29	29	4:25	30	4:28
	1:25:08 (60)		1:25:33 (59)		1:29:24 (62)		1:33:40 (62)		1:38:03 (62)		1:42:26 (61)		1:46:51 (39)		1:51:20 (38)		1:55:45 (61)		2:00:13 (37)
31	4:29	32	4:29	33	4:27	34	4:30	35	4:32	36	4:31	37	4:32	38	4:30	39	4:27	40	4:30
	2:04:42 (37)		2:09:11 (35)		2:13:38 (34)		2:18:08 (32)		2:22:40 (33)		2:27:11 (32)		2:31:43 (31)		2:36:13 (31)		2:40:40 (31)		2:45:10 (30)
41	4:32	42	4:28	43	4:14														
	2:49:42 (30)		2:54:10 (31)		2:58:24 (31)														

**32 Sviatlana KUDZELICH** BLR 7 May 87 **3:00:38**

1	3:51	2	3:54	3	3:49	4	3:51	5	3:50	6	3:49	7	3:52	8	3:48	9	3:54	10	3:51
	3:51 (65)		7:45 (67)		11:34 (62)		15:25 (63)		19:15 (62)		23:04 (59)		26:56 (58)		30:44 (54)		34:38 (54)		38:29 (51)
11	3:56	12	3:58	13	4:02	14	4:03	15	4:00	16	4:03	17	3:56	18	4:06	19	4:05	20	4:05
	42:25 (50)		46:23 (50)		50:25 (45)		54:28 (44)		58:28 (43)		1:02:31 (39)		1:06:27 (37)		1:10:33 (36)		1:14:38 (35)		1:18:43 (52)
21	4:09	22	22	23	3:55	24	4:13	25	4:08	26	4:19	27	4:19	28	4:20	29	4:38	30	4:24
	1:22:52 (52)		1:23:14 (52)		1:27:09 (56)		1:31:22 (55)		1:35:30 (55)		1:39:49 (55)		1:44:08 (31)		1:48:28 (30)		1:53:06 (53)		1:57:30 (29)
31	4:28	32	4:34	33	4:40	34	4:48	35	4:42	36	4:58	37	4:45	38	4:41	39	5:00	40	5:24
	2:01:58 (29)		2:06:32 (29)		2:11:12 (28)		2:16:00 (28)		2:20:42 (30)		2:25:40 (30)		2:30:25 (29)		2:35:06 (28)		2:40:06 (29)		2:45:30 (32)
41	5:01	42	4:53	43	4:27														
	2:50:31 (32)		2:55:24 (32)		2:59:51 (32)														

**33 Cuomu CIREN** CHN 27 Aug 97 **3:01:56**

1	3:45	2	3:37	3	3:48	4	3:40	5	3:46	6	3:52	7	3:56	8	3:55	9	3:47	10	3:54
	3:45 (21)		7:22 (25)		11:10 (29)		14:50 (28)		18:36 (31)		22:28 (36)		26:24 (39)		30:19 (39)		34:06 (38)		38:00 (43)
11	4:12	12	4:08	13	4:20	14	4:19	15	4:14	16	4:12	17	4:21	18	4:22	19	4:09	20	4:08
	42:12 (46)		46:20 (47)		50:40 (47)		54:59 (46)		59:13 (45)		1:03:25 (44)		1:07:46 (44)		1:12:08 (43)		1:16:17 (42)		1:20:25 (56)
21	4:14	22	24	23	3:50	24	4:24	25	4:30	26	4:41	27	4:49	28	4:44	29	4:31	30	4:24
	1:24:39 (55)		1:25:03 (54)		1:28:53 (58)		1:33:17 (60)		1:37:47 (60)		1:42:28 (62)		1:47:17 (40)		1:52:01 (40)		1:56:32 (62)		2:00:56 (38)
31	4:31	32	4:43	33	4:47	34	4:49	35	4:53	36	4:55	37	4:40	38	4:27	39	4:30	40	4:27
	2:05:27 (39)		2:10:10 (37)		2:14:57 (37)		2:19:46 (35)		2:24:39 (36)		2:29:34 (35)		2:34:14 (34)		2:38:41 (34)		2:43:11 (34)		2:47:38 (33)
41	4:33	42	4:26	43	4:32														
	2:52:11 (33)		2:56:37 (33)		3:01:09 (33)														

**34 Munkhzaya BAYARTSOGT** MGL 10 Oct 93 **3:02:57**

1	3:45	2	3:42	3	3:46	4	3:42	5	3:49	6	3:51	7	3:49	8	3:49	9	3:52	10	3:54
	3:45 (38)		7:27 (45)		11:13 (35)		14:55 (40)		18:44 (40)		22:35 (39)		26:24 (38)		30:13 (37)		34:05 (35)		37:59 (41)
11	3:59	12	4:03	13	4:03	14	4:10	15	4:11	16	4:09	17	4:10	18	4:08	19	4:13	20	4:12
	41:58 (44)		46:01 (44)		50:04 (41)		54:14 (42)		58:25 (40)		1:02:34 (40)		1:06:44 (38)		1:10:52 (37)		1:15:05 (37)		1:19:17 (53)
21	4:18	22	25	23	4:05	24	4:25	25	4:19	26	4:15	27	4:17	28	4:17	29	4:16	30	4:22
	1:23:35 (53)		1:24:00 (53)		1:28:05 (57)		1:32:30 (57)		1:36:49 (57)		1:41:04 (57)		1:45:21 (34)		1:49:38 (33)		1:53:54 (56)		1:58:16 (32)
31	4:21	32	4:18	33	4:41	34	4:59	35	5:46	36	4:59	37	4:53	38	5:15	39	4:58	40	5:32
	2:02:37 (31)		2:06:55 (31)		2:11:36 (30)		2:16:35 (30)		2:22:21 (31)		2:27:20 (33)		2:32:13 (33)		2:37:28 (33)		2:42:26 (33)		2:47:58 (34)
41	4:45	42	4:54	43	4:30														
	2:52:43 (34)		2:57:37 (34)		3:02:07 (34)														

**35 Rochelle RODGERS** AUS 15 Apr 87 **3:05:12**

1	3:46	2	3:41	3	3:46	4	3:43	5	3:48	6	3:51	7	3:54	8	3:55	9	3:58	10	4:04
	3:46 (48)		7:27 (47)		11:13 (41)		14:56 (41)		18:44 (41)		22:35 (41)		26:29 (43)		30:24 (49)		34:22 (50)		38:26 (50)
11	4:11	12	4:21	13	4:43	14	4:10	15	4:12	16	4:13	17	4:16	18	5:12	19	4:20	20	4:19
	42:37 (51)		46:58 (53)		51:41 (55)		55:51 (53)		1:00:03 (52)		1:04:16 (51)		1:08:32 (49)		1:13:44 (49)		1:18:04 (48)		1:22:23 (65)
21	4:17	22	25	23	3:54	24	4:23	25	4:33	26	4:30	27	4:26	28	4:29	29	4:31	30	4:28
	1:26:40 (64)		1:27:05 (62)		1:30:59 (65)		1:35:22 (65)		1:39:55 (65)		1:44:25 (65)		1:48:51 (41)		1:53:20 (41)		1:57:51 (64)		2:02:19 (40)
31	4:29	32	4:38	33	4:33	34	4:41	35	4:37	36	4:41	37	4:36	38	4:40	39	4:51	40	4:50
	2:06:48 (40)		2:11:26 (39)		2:15:59 (38)		2:20:40 (36)		2:25:17 (37)		2:29:58 (36)		2:34:34 (35)		2:39:14 (35)		2:44:05 (35)		2:48:55 (35)
41	5:16	42	5:14	43	4:52														
	2:54:11 (35)		2:59:25 (35)		3:04:17 (35)														



**RACE ANALYSIS**  
**Marathon Women**

**36 Andreia HESSEL** BRA 10 Aug 84 **3:06:13**

1	3:46	2	3:44	3	3:49	4	3:51	5	3:54	6	3:59	7	4:00	8	4:06	9	4:08	10	4:09
	3:46 (42)		7:30 (51)		11:19 (54)		15:10 (57)		19:04 (56)		23:03 (58)		27:03 (60)		31:09 (61)		35:17 (62)		39:26 (62)
11	4:13	12	4:14	13	4:15	14	4:19	15	4:22	16	4:23	17	4:23	18	4:24	19	4:17	20	4:19
	43:39 (61)		47:53 (61)		52:08 (58)		56:27 (57)		1:00:49 (56)		1:05:12 (55)		1:09:35 (52)		1:13:59 (51)		1:18:16 (51)		1:22:35 (67)
21	4:30	22	26	23	4:08	24	4:37	25	4:39	26	4:32	27	4:37	28	4:47	29	4:47	30	4:41
	1:27:05 (66)		1:27:31 (64)		1:31:39 (68)		1:36:16 (68)		1:40:55 (67)		1:45:27 (67)		1:50:04 (44)		1:54:51 (44)		1:59:38 (66)		2:04:19 (42)
31	4:42	32	4:43	33	4:42	34	4:42	35	4:50	36	4:47	37	4:38	38	4:32	39	4:36	40	4:42
	2:09:01 (42)		2:13:44 (41)		2:18:26 (41)		2:23:08 (38)		2:27:58 (39)		2:32:45 (40)		2:37:23 (37)		2:41:55 (37)		2:46:31 (36)		2:51:13 (36)
41	4:46	42	4:40	43	4:41														
	2:55:59 (36)		3:00:39 (36)		3:05:20 (36)														

**37 Johanna BÄCKLUND** SWE 9 Jun 85 **3:08:30**

1	3:47	2	3:47	3	3:52	4	3:52	5	3:56	6	3:55	7	4:01	8	3:59	9	4:01	10	4:05
	3:47 (55)		7:34 (56)		11:26 (60)		15:18 (60)		19:14 (60)		23:09 (61)		27:10 (62)		31:09 (60)		35:10 (60)		39:15 (59)
11	4:08	12	4:11	13	4:14	14	4:33	15	4:18	16	4:18	17	4:33	18	4:23	19	4:22	20	4:18
	43:23 (59)		47:34 (59)		51:48 (57)		56:21 (56)		1:00:39 (55)		1:04:57 (54)		1:09:30 (51)		1:13:53 (50)		1:18:15 (50)		1:22:33 (66)
21	4:31	22	26	23	4:02	24	4:20	25	4:32	26	4:33	27	4:31	28	4:32	29	4:53	30	4:42
	1:27:04 (65)		1:27:30 (63)		1:31:32 (67)		1:35:52 (66)		1:40:24 (66)		1:44:57 (66)		1:49:28 (43)		1:54:00 (42)		1:58:53 (65)		2:03:35 (41)
31	4:40	32	4:51	33	4:49	34	4:54	35	4:50	36	4:56	37	5:06	38	5:00	39	5:10	40	5:08
	2:08:15 (41)		2:13:06 (40)		2:17:55 (40)		2:22:49 (37)		2:27:39 (38)		2:32:35 (39)		2:37:41 (38)		2:42:41 (38)		2:47:51 (38)		2:52:59 (38)
41	4:53	42	4:51	43	4:51														
	2:57:52 (37)		3:02:43 (37)		3:07:34 (37)														

**38 Kelsey BRUCE** USA 27 Oct 92 **3:09:37**

1	3:47	2	3:43	3	3:48	4	3:47	5	3:50	6	3:47	7	3:50	8	3:48	9	3:48	10	3:51
	3:47 (54)		7:30 (50)		11:18 (50)		15:05 (49)		18:55 (50)		22:42 (45)		26:32 (48)		30:20 (42)		34:08 (43)		37:59 (42)
11	3:55	12	3:55	13	3:55	14	3:56	15	4:03	16	3:59	17	4:03	18	4:06	19	4:08	20	4:08
	41:54 (38)		45:49 (37)		49:44 (35)		53:40 (34)		57:43 (34)		1:01:42 (29)		1:05:45 (31)		1:09:51 (28)		1:13:59 (29)		1:18:07 (48)
21	4:08	22	26	23	3:47	24	4:13	25	4:34	26	4:30	27	4:23	28	4:41	29	4:36	30	4:33
	1:22:15 (49)		1:22:41 (49)		1:26:28 (51)		1:30:41 (52)		1:35:15 (54)		1:39:45 (54)		1:44:08 (30)		1:48:49 (31)		1:53:25 (54)		1:57:58 (30)
31	4:42	32	5:20	33	4:52	34	5:48	35	4:48	36	7:39	37	4:29	38	5:43	39	5:45	40	4:59
	2:02:40 (32)		2:08:00 (33)		2:12:52 (32)		2:18:40 (34)		2:23:28 (35)		2:31:07 (37)		2:35:36 (36)		2:41:19 (36)		2:47:04 (37)		2:52:03 (37)
41	6:15	42	5:46	43	4:42														
	2:58:18 (38)		3:04:04 (38)		3:08:46 (38)														

**39 Mayada AL SAYAD** PLE 26 Oct 92 **3:10:30**

1	3:47	2	3:48	3	3:50	4	3:49	5	3:51	6	3:54	7	3:54	8	3:57	9	3:58	10	3:59
	3:47 (60)		7:35 (60)		11:25 (59)		15:14 (59)		19:05 (57)		22:59 (56)		26:53 (56)		30:50 (56)		34:48 (56)		38:47 (55)
11	4:05	12	4:04	13	4:03	14	4:08	15	4:18	16	4:22	17	4:29	18	4:31	19	4:32	20	4:35
	42:52 (53)		46:56 (52)		50:59 (50)		55:07 (48)		59:25 (48)		1:03:47 (47)		1:08:16 (46)		1:12:47 (46)		1:17:19 (47)		1:21:54 (64)
21	4:41	22	28	23	4:14	24	4:47	25	4:52	26	5:00	27	5:00	28	4:54	29	4:59	30	4:45
	1:26:35 (61)		1:27:03 (61)		1:31:17 (66)		1:36:04 (67)		1:40:56 (68)		1:45:56 (68)		1:50:56 (45)		1:55:50 (45)		2:00:49 (67)		2:05:34 (43)
31	4:50	32	4:46	33	4:45	34	4:48	35	4:52	36	5:00	37	4:59	38	5:00	39	4:55	40	4:59
	2:10:24 (43)		2:15:10 (42)		2:19:55 (42)		2:24:43 (39)		2:29:35 (41)		2:34:35 (41)		2:39:34 (39)		2:44:34 (39)		2:49:29 (39)		2:54:28 (39)
41	5:02	42	5:09	43	4:59														
	2:59:30 (39)		3:04:39 (39)		3:09:38 (39)														

**40 Gabriela TRAÑA** CRC 3 Mar 80 **3:19:13**

1	3:48	2	3:55	3	4:00	4	4:04	5	4:09	6	4:06	7	4:10	8	4:10	9	4:07	10	4:06
	3:48 (61)		7:43 (64)		11:43 (68)		15:47 (68)		19:56 (68)		24:02 (68)		28:12 (68)		32:22 (67)		36:29 (67)		40:35 (66)
11	4:12	12	4:19	13	4:22	14	4:27	15	4:27	16	4:25	17	4:32	18	4:37	19	4:35	20	4:37
	44:47 (64)		49:06 (64)		53:28 (60)		57:55 (59)		1:02:22 (57)		1:06:47 (56)		1:11:19 (53)		1:15:56 (52)		1:20:31 (52)		1:25:08 (70)
21	4:38	22	27	23	4:14	24	4:43	25	4:46	26	4:49	27	5:01	28	4:52	29	4:53	30	5:01
	1:29:46 (68)		1:30:13 (66)		1:34:27 (70)		1:39:10 (70)		1:43:56 (70)		1:48:45 (70)		1:53:46 (47)		1:58:38 (46)		2:03:31 (68)		2:08:32 (44)
31	5:06	32	5:04	33	5:17	34	5:19	35	5:24	36	5:26	37	5:29	38	5:27	39	5:31	40	5:32
	2:13:38 (44)		2:18:42 (43)		2:23:59 (43)		2:29:18 (41)		2:34:42 (42)		2:40:08 (42)		2:45:37 (40)		2:51:04 (40)		2:56:35 (40)		3:02:07 (40)
41	5:38	42	5:25	43	5:07														
	3:07:45 (40)		3:13:10 (40)		3:18:17 (40)														

**Dagmara HANDZLIK** CYP 20 Feb 86 **DNF**

1	3:44	2	3:40	3	3:48	4	3:55	5	4:02	6	4:05	7	4:06	8	4:13	9	4:18	10	4:12
	3:44 (16)		7:24 (33)		11:12 (33)		15:07 (53)		19:09 (59)		23:14 (63)		27:20 (66)		31:33 (65)		35:51 (65)		40:03 (64)

**Charlotte PURDUE** GBR 10 Jun 91 **DNF**

1	3:46	2	3:41	3	3:47	4	3:40	5	3:41	6	3:36	7	3:41	8	3:39	9	3:44	10	3:44
	3:46 (50)		7:27 (48)		11:14 (45)		14:54 (34)		18:35 (27)		22:11 (26)		25:52 (25)		29:31 (21)		33:15 (21)		36:59 (20)
11	3:46	12	3:49	13	4:08	14	3:47	15	3:45										
	40:45 (18)		44:34 (18)		48:42 (19)		52:29 (16)		56:14 (16)										



**RACE ANALYSIS**  
**Marathon Women**

**Sara DOSSENA**

ITA 21 Nov 84 **DNF**

1	3:44	2	3:38	3	3:46	4	3:39	5	3:39	6	3:39	7	3:42	8	3:43	9	3:46	10	3:52
	3:44 (9)		7:22 (16)		11:08 (22)		14:47 (23)		18:26 (24)		22:05 (20)		25:47 (21)		29:30 (18)		33:16 (22)		37:08 (22)
11	3:58	12	4:02	13	28:39														
	41:06 (22)		45:08 (22)		1:13:47 (61)														

**Monika BYTAUTIENĖ**

LTU 17 Mar 89 **DNF**

1	3:49	2	3:50	3	3:50	4	3:54	5	3:55	6	3:55	7	3:57	8	4:00	9	4:00	10	4:06
	3:49 (62)		7:39 (61)		11:29 (61)		15:23 (61)		19:18 (63)		23:13 (62)		27:10 (63)		31:10 (62)		35:10 (61)		39:16 (60)
11	4:07	12	4:11	13	4:07	14	4:11	15	4:14	16	4:21								
	43:23 (58)		47:34 (58)		51:41 (56)		55:52 (54)		1:00:06 (53)		1:04:27 (52)								

**Ayano IKEMITSU**

JPN 18 Apr 91 **DNF**

1	3:46	2	3:40	3	3:49	4	3:44	5	3:52	6	3:52	7	3:48	8	3:49	9	3:46	10	3:49
	3:46 (41)		7:26 (39)		11:15 (46)		14:59 (46)		18:51 (45)		22:43 (47)		26:31 (45)		30:20 (41)		34:06 (36)		37:55 (35)
11	3:48	12	3:51	13	3:48	14	3:52	15	3:53	16	3:48	17	3:50	18	3:57	19	3:57	20	3:58
	41:43 (33)		45:34 (30)		49:22 (27)		53:14 (24)		57:07 (26)		1:00:55 (22)		1:04:45 (22)		1:08:42 (22)		1:12:39 (21)		1:16:37 (38)
21	4:09	22	25	23	3:48	24	4:18	25	4:23	26	4:34	27	4:36	28	4:55	29	5:14	30	5:08
	1:20:46 (40)		1:21:11 (40)		1:24:59 (44)		1:29:17 (44)		1:33:40 (44)		1:38:14 (44)		1:42:50 (23)		1:47:45 (26)		1:52:59 (52)		1:58:07 (31)
31	5:21																		
	2:03:28 (34)																		

**Bojana BJELJAC**

CRO 10 Apr 89 **DNF**

1	3:45	2	3:39	3	3:46	4	3:41	5	3:45	6	3:48	7	3:48	8	3:49	9	3:49	10	3:53
	3:45 (24)		7:24 (32)		11:10 (28)		14:51 (32)		18:36 (32)		22:24 (33)		26:12 (34)		30:01 (32)		33:50 (32)		37:43 (31)
11	3:55	12	3:57	13	3:59	14	4:03	15	4:06	16	4:05								
	41:38 (29)		45:35 (34)		49:34 (33)		53:37 (32)		57:43 (33)		1:01:48 (36)								

**Rosa CHACHA**

ECU 8 Dec 82 **DNF**

1	3:46	2	3:48	3	3:44	4	3:49	5	3:51	6	3:53	7	3:56	8	4:00	9	4:00	10	3:59
	3:46 (51)		7:34 (55)		11:18 (52)		15:07 (54)		18:58 (54)		22:51 (55)		26:47 (55)		30:47 (55)		34:47 (55)		38:46 (54)
11	4:06	12	4:03	13	4:03	14	4:07	15	4:09	16	4:11	17	4:15	18	4:18	19	4:19	20	4:24
	42:52 (52)		46:55 (51)		50:58 (48)		55:05 (47)		59:14 (46)		1:03:25 (45)		1:07:40 (42)		1:11:58 (42)		1:16:17 (41)		1:20:41 (59)
21	4:42																		
	1:25:23 (61)																		

**Hanna VANDENBUSSCHE**

BEL 3 Jul 87 **DNF**

1	3:50	2	3:53	3	3:53	4	3:50	5	3:55	6	3:58	7	3:59	8	4:07	9	4:12	10	4:16
	3:50 (63)		7:43 (62)		11:36 (65)		15:26 (64)		19:21 (66)		23:19 (66)		27:18 (65)		31:25 (64)		35:37 (64)		39:53 (63)
11	4:25	12	4:36	13	24:53														
	44:18 (62)		48:54 (62)		1:13:47 (62)														

**Failuna MATANGA**

TAN 28 Oct 92 **DNF**

1	3:45	2	3:37	3	3:45	4	3:33	5	3:43	6	3:35	7	3:39	8	3:36	9	3:47	10	3:49
	3:45 (31)		7:22 (23)		11:07 (21)		14:40 (14)		18:23 (15)		21:58 (11)		25:37 (12)		29:13 (12)		33:00 (10)		36:49 (11)
11	3:40	12	3:42	13	3:51	14	3:56	15	3:55	16	4:02	17	4:09						
	40:29 (11)		44:11 (13)		48:02 (13)		51:58 (13)		55:53 (12)		59:55 (15)		1:04:04 (15)						

**Elvan ABEYLEGESSE**

TUR 11 Sep 82 **DNF**

1	3:47	2	3:41	3	3:45	4	3:42	5	3:43	6	3:46	7	3:47	8	3:47	9	3:47	10	3:49
	3:47 (57)		7:28 (49)		11:13 (37)		14:55 (36)		18:38 (37)		22:24 (30)		26:11 (30)		29:58 (27)		33:45 (26)		37:34 (26)
11	3:48	12	3:52																
	41:22 (24)		45:14 (24)																

**Shitaye ESHETE**

BRN 21 May 90 **DNF**

1	3:45	2	3:36	3	3:43	4	3:35	5	3:42	6	3:37	7	3:37	8	3:37	9	3:48	10	3:51
	3:45 (28)		7:21 (7)		11:04 (9)		14:39 (8)		18:21 (4)		21:58 (7)		25:35 (7)		29:12 (9)		33:00 (12)		36:51 (14)
11	3:39	12	3:40	13	3:56	14	4:00	15	4:05	16	3:49	17	3:46	18	3:50	19	4:09	20	12:46
	40:30 (13)		44:10 (9)		47:52 (11)		51:48 (11)		55:53 (13)		59:42 (14)		1:03:28 (14)		1:07:18 (14)		1:11:27 (14)		1:24:13 (69)
21	8:21	22	1:22																
	1:32:34 (70)		1:33:56 (68)																

**Elvanie NIMBONA**

BDI 15 Mar 98 **DNF**

1	3:44	2	3:38	3	3:45	4	3:36	5	3:41	6	3:41	7	3:45	8	3:46	9	3:45	10	3:49
	3:44 (14)		7:22 (11)		11:07 (17)		14:43 (20)		18:24 (18)		22:05 (19)		25:50 (23)		29:36 (24)		33:21 (23)		37:10 (23)
11	3:54	12	3:51	13	3:56	14	4:00	15	3:58	16	4:02	17	4:11	18	4:09	19	4:04	20	4:04
	41:04 (21)		44:55 (20)		48:51 (20)		52:51 (20)		56:49 (20)		1:00:51 (19)		1:05:02 (24)		1:09:11 (23)		1:13:15 (23)		1:17:19 (40)
21	4:15	22	26	23	3:57	24	4:29	25	4:37	26	4:22	27	4:46	28	4:39	29	5:03	30	5:14
	1:21:34 (41)		1:22:00 (41)		1:25:57 (46)		1:30:26 (49)		1:35:03 (52)		1:39:25 (53)		1:44:11 (32)		1:48:50 (32)		1:53:53 (55)		1:59:07 (34)
31	5:28	32	5:40	33	6:00														
	2:04:35 (36)		2:10:15 (38)		2:16:15 (39)														



**RACE ANALYSIS**  
**Marathon Women**

**Sitora KHAMIDOVA**

UZB 12 May 89 **DNF**

1	3:51	2	3:54	3	3:51	4	3:53	5	3:58	6	4:00	7	4:08	8	4:16	9	4:17	10	4:17
	3:51 (67)		7:45 (68)		11:36 (64)		15:29 (67)		19:27 (67)		23:27 (67)		27:35 (67)		31:51 (66)		36:08 (66)		40:25 (65)
11	4:21	12	4:19	13	4:18	14	4:31	15	4:44										
	44:46 (63)		49:05 (63)		53:23 (59)		57:54 (58)		1:02:38 (58)										

**Linet Toroitich CHEBET**

UGA 4 Nov 92 **DNF**

1	3:44	2	3:37	3	3:42	4	3:37	5	3:42	6	3:37	7	3:40	8	3:42	9	3:46	10	3:47
	3:44 (7)		7:21 (9)		11:03 (4)		14:40 (10)		18:22 (9)		21:59 (14)		25:39 (14)		29:21 (13)		33:07 (13)		36:54 (16)
11	3:58	12	4:14	13	4:10	14	4:15												
	40:52 (20)		45:06 (21)		49:16 (23)		53:31 (29)												

**Cecilia NORRBOM**

SWE 28 Jan 88 **DNF**

1	3:46	2	3:45	3	3:48	4	3:48	5	3:48	6	3:48	7	3:50	8	3:51	9	3:51	10	3:55
	3:46 (52)		7:31 (52)		11:19 (53)		15:07 (51)		18:55 (51)		22:43 (51)		26:33 (50)		30:24 (48)		34:15 (48)		38:10 (47)
11	3:57	12	4:00	13	3:57	14	4:09	15	4:10	16	4:20	17	4:22	18	4:25	19	4:23	20	4:24
	42:07 (45)		46:07 (45)		50:04 (42)		54:13 (41)		58:23 (39)		1:02:43 (41)		1:07:05 (39)		1:11:30 (38)		1:15:53 (38)		1:20:17 (55)
21	4:35	22	26	23	4:06	24	4:34	25	4:46	26	5:04	27	5:18	28	5:24	29	12:12		
	1:24:52 (57)		1:25:18 (56)		1:29:24 (63)		1:33:58 (64)		1:38:44 (64)		1:43:48 (64)		1:49:06 (42)		1:54:30 (43)		2:06:42 (70)		

**Fadime ÇELIK**

TUR 25 Oct 86 **DNF**

1	3:47	2	3:48	3	3:48	4	3:50	5	3:52	6	3:54	7	3:59	8	3:58	9	4:04	10	4:04
	3:47 (53)		7:35 (59)		11:23 (58)		15:13 (58)		19:05 (58)		22:59 (57)		26:58 (59)		30:56 (58)		35:00 (59)		39:04 (57)
11	4:09	12	4:11	13	4:11	14	4:20	15	4:15	16	4:28	17	4:29	18	4:30	19	4:31	20	4:32
	43:13 (56)		47:24 (56)		51:35 (53)		55:55 (55)		1:00:10 (54)		1:04:38 (53)		1:09:07 (50)		1:13:37 (48)		1:18:08 (49)		1:22:40 (68)
21	4:33	22	25	23	4:06	24	4:38	25	4:44	26	4:59	27	5:32	28	9:23	29	5:30	30	4:23
	1:27:13 (67)		1:27:38 (65)		1:31:44 (69)		1:36:22 (69)		1:41:06 (69)		1:46:05 (69)		1:51:37 (46)		2:01:00 (47)		2:06:30 (69)		2:10:53 (45)
31	3:15																		
	2:14:08 (45)																		

**Oleksandra SHAFAR**

UKR 5 Jan 88 **DNF**

1	3:45	2	3:37	3	3:44	4	3:44	5	3:48	6	3:49	7	3:51	8	3:54	9	3:53	10	3:51
	3:45 (29)		7:22 (22)		11:06 (15)		14:50 (29)		18:38 (34)		22:27 (35)		26:18 (36)		30:12 (35)		34:05 (34)		37:56 (38)
11	3:58	12	3:58																
	41:54 (40)		45:52 (41)																

**Shure DEMISE**

ETH 21 Jan 96 **DNF**

1	3:45	2	3:36	3	3:45	4	3:33	5	3:44	6	3:37	7	3:43	8	3:47	9	3:51	10	3:53
	3:45 (22)		7:21 (8)		11:06 (14)		14:39 (9)		18:23 (14)		22:00 (15)		25:43 (17)		29:30 (17)		33:21 (24)		37:14 (24)
11	4:00	12	4:07	13	4:09	14	3:53	15	3:51	16	4:24								
	41:14 (23)		45:21 (26)		49:30 (30)		53:23 (28)		57:14 (27)		1:01:38 (27)								

**Mariya KOROBITSKAYA**

KGZ 10 May 90 **DNF**

1	3:40	2	3:38	3	3:45	4	3:37	5	3:43	6	3:36	7	3:42	8	3:43	9	3:48	10	3:48
	3:40 (2)		7:18 (2)		11:03 (5)		14:40 (15)		18:23 (11)		21:59 (12)		25:41 (16)		29:24 (14)		33:12 (17)		37:00 (21)

**Dan LI**

CHN 1 May 95 **DNF**

1	3:45	2	3:37	3	3:46	4	3:40	5	3:48	6	3:48	7	3:48	8	3:47	9	4:08	10	3:57
	3:45 (23)		7:22 (20)		11:08 (23)		14:48 (25)		18:36 (30)		22:24 (34)		26:12 (32)		29:59 (29)		34:07 (41)		38:04 (45)
11	3:53	12	3:52	13	3:55	14	3:58	15	4:01	16	3:59	17	4:01	18	4:20	19	4:47	20	6:22
	41:57 (42)		45:49 (38)		49:44 (36)		53:42 (36)		57:43 (36)		1:01:42 (30)		1:05:43 (27)		1:10:03 (33)		1:14:50 (36)		1:21:12 (62)

**Clementine MUKANDANGA**

RWA 8 Dec 85 **DNF**

1	3:44	2	3:37	3	3:46	4	3:36	5	3:41	6	3:42	7	3:55	8	4:06	9	4:13		
	3:44 (11)		7:21 (6)		11:07 (19)		14:43 (18)		18:24 (19)		22:06 (23)		26:01 (27)		30:07 (34)		34:20 (49)		

**Sasha GOLLISH**

CAN 27 Dec 81 **DNF**

1	3:47	2	3:48	3	3:47	4	3:48	5	3:49	6	3:50	7	3:50	8	3:56	9	3:54	10	3:53
	3:47 (58)		7:35 (58)		11:22 (56)		15:10 (56)		18:59 (55)		22:49 (54)		26:39 (53)		30:35 (52)		34:29 (51)		38:22 (49)
11	3:57	12	3:57	13	3:53	14	3:56	15	4:03	16	4:01	17	4:02	18	4:06	19	4:05	20	4:09
	42:19 (47)		46:16 (46)		50:09 (43)		54:05 (39)		58:08 (38)		1:02:09 (37)		1:06:11 (35)		1:10:17 (34)		1:14:22 (33)		1:18:31 (51)
21	12:18	22	2:14																
	1:30:49 (69)		1:33:03 (67)																

**Ruti AGA**

ETH 16 Jan 94 **DNF**

1	3:45	2	3:37	3	3:44	4	3:33	5	3:43	6	3:36	7	3:36	8	3:32	9	3:54	10	3:44
	3:45 (20)		7:22 (12)		11:06 (13)		14:39 (6)		18:22 (7)		21:58 (4)		25:34 (4)		29:06 (2)		33:00 (3)		36:44 (3)
11	3:16	12	3:28	13	3:35														
	40:00 (4)		43:28 (3)		47:03 (4)														



**RACE ANALYSIS**  
**Marathon Women**

**Giovanna EPIS**

ITA 11 Oct 88 **DNF**

1	3:45	2	3:40	3	3:46	4	3:43	5	3:44	6	3:46	7	3:48	8	3:48	9	3:50	10	3:53
	3:45 (25)		7:25 (36)		11:11 (30)		14:54 (33)		18:38 (35)		22:24 (32)		26:12 (33)		30:00 (31)		33:50 (30)		37:43 (30)
11	3:55	12	3:57	13	3:59	14	4:03	15	4:05	16	4:03	17	4:04	18	4:08	19	4:08	20	4:15
	41:38 (30)		45:35 (33)		49:34 (32)		53:37 (31)		57:42 (30)		1:01:45 (34)		1:05:49 (33)		1:09:57 (31)		1:14:05 (32)		1:18:20 (49)
21	4:19	22	25	23	4:01	24	4:20	25	4:27	26	4:33	27	4:43	28	4:46	29	4:49		
	1:22:39 (51)		1:23:04 (51)		1:27:05 (55)		1:31:25 (56)		1:35:52 (56)		1:40:25 (56)		1:45:08 (33)		1:49:54 (35)		1:54:43 (58)		

**Roza DEREJE**

ETH 9 May 97 **DNF**

1	3:44	2	3:37	3	3:43	4	3:35	5	3:43	6	3:36	7	3:38	8	18:53
	3:44 (5)		7:21 (5)		11:04 (8)		14:39 (2)		18:22 (6)		21:58 (6)		25:36 (8)		44:29 (68)

**Lonah Chemtai SALPETER**

ISR 12 Dec 88 **DNF**

1	3:44	2	3:37	3	3:42	4	3:36	5	3:42	6	3:37	7	3:36	8	3:38	9	3:48	10	3:45
	3:44 (8)		7:21 (10)		11:03 (7)		14:39 (5)		18:21 (1)		21:58 (2)		25:34 (5)		29:12 (8)		33:00 (4)		36:45 (5)
11	3:38	12	3:36	13	3:39	14	3:38	15	3:42	16	3:44	17	3:40	18	3:38	19	3:40	20	3:39
	40:23 (8)		43:59 (8)		47:38 (8)		51:16 (7)		54:58 (6)		58:42 (7)		1:02:22 (7)		1:06:00 (6)		1:09:40 (6)		1:13:19 (24)
21	3:35	22	21	23	3:15	24	3:39	25	3:30	26	3:38	27	3:42	28	3:44	29	3:46	30	3:47
	1:16:54 (25)		1:17:15 (25)		1:20:30 (29)		1:24:09 (29)		1:27:39 (29)		1:31:17 (29)		1:34:59 (5)		1:38:43 (5)		1:42:29 (28)		1:46:16 (5)
31	3:46	32	3:46	33	20:38														
	1:50:02 (5)		1:53:48 (5)		2:14:26 (36)														

**Hiruni Kesara WIJAYARATNE**

SRI 5 Dec 90 **DNF**

1	3:45	2	3:38	3	3:50	4	3:46	5	3:53	6	3:51	7	4:02	8	4:06	9	4:05	10	4:13
	3:45 (32)		7:23 (29)		11:13 (38)		14:59 (43)		18:52 (48)		22:43 (50)		26:45 (54)		30:51 (57)		34:56 (57)		39:09 (58)
11	4:06	12	4:09	13	4:06	14	4:08	15	4:18	16	4:17	17	4:17	18	4:20	19	4:26	20	4:24
	43:15 (57)		47:24 (57)		51:30 (52)		55:38 (50)		59:56 (51)		1:04:13 (50)		1:08:30 (48)		1:12:50 (47)		1:17:16 (46)		1:21:40 (63)
21	4:16	22	26																
	1:25:56 (62)		1:26:22 (60)																

**Matea PARLOV KOŠTRO**

CRO 2 Jun 92 **DNF**

1	3:46	2	3:37	3	3:46	4	3:41	5	3:45	6	3:49	7	3:48	8	3:48	9	3:50	10	3:53
	3:46 (43)		7:23 (30)		11:09 (25)		14:50 (27)		18:35 (29)		22:24 (31)		26:12 (31)		30:00 (30)		33:50 (31)		37:43 (32)
11	3:55	12	3:57	13	3:59	14	4:03	15	4:05	16	4:03	17	4:03	18	4:09	19	4:06	20	4:04
	41:38 (31)		45:35 (35)		49:34 (34)		53:37 (33)		57:42 (32)		1:01:45 (33)		1:05:48 (32)		1:09:57 (30)		1:14:03 (31)		1:18:07 (47)
21	4:07	22	24	23	3:45	24	4:13	25	4:15	26	4:19	27	4:20	28	4:22	29	4:20	30	4:20
	1:22:14 (48)		1:22:38 (48)		1:26:23 (50)		1:30:36 (51)		1:34:51 (50)		1:39:10 (50)		1:43:30 (27)		1:47:52 (27)		1:52:12 (49)		1:56:32 (27)
31	4:23	32	4:25	33	4:26	34	15:44	35	3:18	36	3:30								
	2:00:55 (27)		2:05:20 (27)		2:09:46 (25)		2:25:30 (40)		2:28:48 (40)		2:32:18 (38)								

**Tish JONES**

GBR 7 Sep 85 **DNS**

**Nikolina ŠUSTIĆ**

CRO 24 Jul 87 **DNS**

<b>NOTE</b>	<input checked="" type="checkbox"/>	Yellow Card - BIB 1585 - 240.8(h) Taking refreshment out of official station \ Taking refreshment of another athlete
	<input checked="" type="checkbox"/>	Yellow Card - BIB 375 - 144.2 Giving Assistance





## SUMMARY



### 3000 Metres Steeplechase Women - Round 1

First 3 in each heat (Q) and the next 6 fastest (q) advance to the Final

RECORDS	RESULT	NAME	COUNTRY	AGE	VENUE	DATE
World Record <b>WR</b>	8:44.32	Beatrice CHEPKOECH	KEN	27	Monaco (MON)	20 Jul 2018
Championships Record <b>CR</b>	9:02.58	Emma COBURN	USA	27	London (Olympic Stadium)	11 Aug 2017
World Leading <b>WL</b>	8:55.58	Beatrice CHEPKOECH	KEN	28	Palo Alto, CA (USA)	30 Jun 2019
Area Record <b>AR</b>		National Record <b>NR</b>		Personal Best <b>PB</b>		Season Best <b>SB</b>

27 September 2019

RANK	PLACE	HEAT	BIB	NAME	COUNTRY	DATE of BIRTH	RESULT	
1	1	2		Beatrice CHEPKOECH	KEN	6 Jul 91	9:18.01	Q
2	2	2		Courtney FRERICHS	USA	18 Jan 93	9:18.42	Q
3	3	2		Gesa Felicitas KRAUSE	GER	3 Aug 92	9:18.82	Q
4	4	2		Anna Emilie MØLLER	DEN	28 Jul 97	9:18.92	q <b>NR</b>
5	1	1		Peruth CHEMUTAI	UGA	10 Jul 99	9:21.98	Q
6	2	1		Emma COBURN	USA	19 Oct 90	9:23.40	Q
7	3	1		Celliphine Chepteek CHESPOL	KEN	23 Mar 99	9:24.22	Q
8	4	1		Mekides ABEBE	ETH	29 Jul 01	9:27.61	q <b>PB</b>
9	5	1		Genevieve GREGSON	AUS	4 Aug 89	9:27.74	q <b>SB</b>
10	5	2		Luiza GEGA	ALB	5 Nov 88	9:28.32	q
11	6	1		Karoline Bjerkeli GRØVDAL	NOR	14 Jun 90	9:28.84	q
12	1	3		Hyvin KIYENG	KEN	13 Jan 92	9:29.15	Q
13	2	3		Winfred Mutile YAVI	BRN	31 Dec 99	9:29.40	Q
14	3	3		Maruša MIŠMAŠ	SLO	24 Oct 94	9:29.68	Q
15	7	1		Geneviève LALONDE	CAN	5 Sep 91	9:30.01	q
16	6	2		Elizabeth BIRD	GBR	4 Oct 94	9:30.13	<b>PB</b>
17	7	2		Allie OSTRANDER	USA	24 Dec 96	9:30.85	<b>PB</b>
18	4	3		Fancy CHERONO	KEN	2 Aug 01	9:32.34	
19	5	3		Yekaterina IVONINA	ANA	14 Jun 94	9:35.59	<b>SB</b>
20	6	3		Irene SÁNCHEZ-ESCRIBANO	ESP	25 Aug 92	9:37.34	
21	8	1		Aimee PRATT	GBR	3 Oct 97	9:38.91	<b>PB</b>
22	7	3		Zerfe WONDEMAGEGN	ETH	26 Oct 02	9:40.92	
23	9	1		Shuangshuang XU	CHN	6 Apr 96	9:42.23	
24	10	1		Adva COHEN	ISR	24 Mar 96	9:42.92	
25	8	3		Xinyan ZHANG	CHN	9 Feb 94	9:43.75	
26	11	1		Anna TROPINA	ANA	3 Nov 98	9:44.06	
27	8	2		Paige CAMPBELL	AUS	27 Jun 96	9:44.80	<b>PB</b>
28	12	1		Alicja KONIECZEK	POL	2 Nov 94	9:44.96	
29	9	3		Belén CASETTA	ARG	26 Sep 94	9:45.07	
30	9	2		Michelle FINN	IRL	16 Dec 89	9:47.44	
31	10	3		Marwa BOUZAYANI	TUN	26 Mar 97	9:47.78	
32	13	1		Özlem KAYA	TUR	20 Apr 90	9:48.08	
33	11	3		Regan YEE	CAN	4 Jul 95	9:48.56	
34	12	3		Rosie CLARKE	GBR	17 Nov 91	9:49.18	
35	10	2		Lomi MULETA	ETH	29 Nov 01	9:49.28	
36	13	3		Georgia WINKCUP	AUS	9 May 97	9:50.21	
37	11	2		Viktória WAGNER-GYÜRKÉS	HUN	15 Oct 92	9:52.11	
38	12	2		Camilla RICHARDSSON	FIN	14 Sep 93	9:53.06	
39	13	2		Reimi YOSHIMURA	JPN	22 Apr 00	9:55.72	
40	14	2		Maria BERNARD-GALEA	CAN	6 Apr 93	9:57.03	

**SUMMARY**  
**3000 Metres Steeplechase Women - Round 1**

27 September 2019

RANK	PLACE	HEAT	BIB	NAME	COUNTRY	DATE of BIRTH	RESULT
41	14	1		Ophélie CLAUDE-BOXBERGER	FRA	18 Oct 88	<b>10:05.10</b>
42	15	2		Tuğba GÜVENÇ	TUR	9 Jul 94	<b>10:13.79</b>
		3		Colleen QUIGLEY	USA	20 Nov 92	<b>DNS</b>

ALL-TIME TOP LIST				SEASON TOP LIST			
RESULT	NAME	VENUE	DATE	RESULT	NAME	VENUE	2019
8:44.32	Beatrice CHEPKOECH (KEN)	Monaco (MON)	20 Jul 18	8:55.58	Beatrice CHEPKOECH (KEN)	Palo Alto, CA (USA)	30 Jun
8:52.78	Ruth JEBET (BRN)	Paris Saint-Denis (Stade de France)	27 Aug 16	9:03.71	Norah JERUTO (KEN)	Oslo (NOR)	13 Jun
8:58.78	Celliphine Chepteek CHESPOL (KEN)	Hayward Field, OR	26 May 17	9:03.83	Hyvin KIYENG (KEN)	Zürich (SUI)	29 Aug
8:58.81	Gulnara SAMITOVA-GALKINA (RUS)	National Stadium	17 Aug 08	9:04.90	Emma COBURN (USA)	Palo Alto, CA (USA)	30 Jun
8:59.62	Norah JERUTO (KEN)	Bruxelles (BEL)	31 Aug 18	9:06.66	Daisy JEPKEMEI (KEN)	Zürich (SUI)	29 Aug
9:00.01	Hyvin KIYENG (KEN)	Eugene (Hayward Field), OR	28 May 16	9:06.76	Celliphine Chepteek CHESPOL (KEN)	Birmingham (GBR)	18 Aug
9:00.85	Courtney FRERICHS (USA)	Monaco (MON)	20 Jul 18	9:07.23	Winfred Mutile YAVI (BRN)	Birmingham (GBR)	18 Aug
9:02.58	Emma COBURN (USA)	London (Olympic Stadium)	11 Aug 17	9:07.51	Gesa Felicitas KRAUSE (GER)	Zürich (SUI)	29 Aug
9:05.36	Habiba GHRIBI (TUN)	Bruxelles (Boudewijnstadion)	11 Sep 15	9:09.75	Courtney FRERICHS (USA)	Palo Alto, CA (USA)	30 Jun
9:06.57	Yekaterina VOLKOVA (RUS)	Osaka (Nagai Stadium)	27 Aug 07	9:11.41	Colleen QUIGLEY (USA)	Palo Alto, CA (USA)	30 Jun

# RESULTS



## 3000 Metres Steeplechase Women - Round 1

First 3 in each heat (Q) and the next 6 fastest (q) advance to the Final

RECORDS	RESULT NAME	COUNTRY	AGE	VENUE	DATE
World Record <b>WR</b>	<b>8:44.32</b> Beatrice CHEPKOECH	KEN	27	Monaco (MON)	20 Jul 2018
Championships Record <b>CR</b>	<b>9:02.58</b> Emma COBURN	USA	27	London (Olympic Stadium)	11 Aug 2017
World Leading <b>WL</b>	<b>8:55.58</b> Beatrice CHEPKOECH	KEN	28	Palo Alto, CA (USA)	30 Jun 2019
Area Record <b>AR</b>	National Record <b>NR</b>	Personal Best <b>PB</b>	Season Best <b>SB</b>		

**Heat 1** **3** 27 September 2019 18:56 START TIME 25° C TEMPERATURE 67% HUMIDITY

PLACE	NAME	COUNTRY	DATE OF BIRTH	ORDER	RESULT	
1	Peruth CHEMUTAI	UGA	10 Jul 99	1	9:21.98	Q
2	Emma COBURN	USA	19 Oct 90	9	9:23.40	Q
3	Celliphine Chepteek CHESPOL	KEN	23 Mar 99	13	9:24.22	Q
4	Mekides ABEBE	ETH	29 Jul 01	5	9:27.61	q <b>PB</b>
5	Genevieve GREGSON	AUS	4 Aug 89	8	9:27.74	q <b>SB</b>
6	Karoline Bjerkeli GRØVDAL	NOR	14 Jun 90	7	9:28.84	q
7	Geneviève LALONDE	CAN	5 Sep 91	12	9:30.01	q
8	Aimee PRATT	GBR	3 Oct 97	14	9:38.91	<b>PB</b>
9	Shuangshuang XU	CHN	6 Apr 96	11	9:42.23	
10	Adva COHEN	ISR	24 Mar 96	2	9:42.92	
11	Anna TROPINA	ANA	3 Nov 98	10	9:44.06	
12	Alicja KONIECZEK	POL	2 Nov 94	4	9:44.96	
13	Özlem KAYA	TUR	20 Apr 90	3	9:48.08	
14	Ophélie CLAUDE-BOXBERGER	FRA	18 Oct 88	6	10:05.10	

**INTERMEDIATE TIMES**

1000m	3:09.42 Shuangshuang XU	2000m	6:19.61 Peruth CHEMUTAI
-------	-------------------------	-------	-------------------------

**Heat 2** **3** 27 September 2019 19:11 START TIME 25° C TEMPERATURE 67% HUMIDITY

PLACE	NAME	COUNTRY	DATE OF BIRTH	ORDER	RESULT	
1	Beatrice CHEPKOECH	KEN	6 Jul 91	10	9:18.01	Q
2	Courtney FRERICHs	USA	18 Jan 93	12	9:18.42	Q
3	Gesa Felicitas KRAUSE	GER	3 Aug 92	2	9:18.82	Q
4	Anna Emilie MØLLER	DEN	28 Jul 97	14	9:18.92	q <b>NR</b>
5	Luiza GEGA	ALB	5 Nov 88	5	9:28.32	q
6	Elizabeth BIRD	GBR	4 Oct 94	7	9:30.13	<b>PB</b>
7	Allie OSTRANDER	USA	24 Dec 96	6	9:30.85	<b>PB</b>
8	Paige CAMPBELL	AUS	27 Jun 96	4	9:44.80	<b>PB</b>
9	Michelle FINN	IRL	16 Dec 89	8	9:47.44	
10	Lomi MULETA	ETH	29 Nov 01	3	9:49.28	
11	Viktória WAGNER-GYÜRKÉS	HUN	15 Oct 92	13	9:52.11	
12	Camilla RICHARDSSON	FIN	14 Sep 93	1	9:53.06	
13	Reimi YOSHIMURA	JPN	22 Apr 00	9	9:55.72	
14	Maria BERNARD-GALEA	CAN	6 Apr 93	15	9:57.03	
15	Tuğba GÜVENÇ	TUR	9 Jul 94	11	10:13.79	

**INTERMEDIATE TIMES**

1000m	3:08.71 Beatrice CHEPKOECH	2000m	6:16.33 Beatrice CHEPKOECH
-------	----------------------------	-------	----------------------------



**RESULTS**  
**3000 Metres Steeplechase Women - Round 1**

**Heat 3**

**3**

27 September 2019

19:27 START TIME

25° C  
TEMPERATURE

67 %  
HUMIDITY

PLACE	NAME	COUNTRY	DATE of BIRTH	ORDER	RESULT	
1	<b>Hyvin KIYENG</b>	KEN	13 Jan 92	13	<b>9:29.15</b>	<b>Q</b>
2	<b>Winfred Mutile YAVI</b>	BRN	31 Dec 99	14	<b>9:29.40</b>	<b>Q</b>
3	<b>Maruša MIŠMAŠ</b>	SLO	24 Oct 94	3	<b>9:29.68</b>	<b>Q</b>
4	<b>Fancy CHERONO</b>	KEN	2 Aug 01	8	<b>9:32.34</b>	
5	<b>Yekaterina IVONINA</b>	ANA	14 Jun 94	1	<b>9:35.59</b>	<b>SB</b>
6	<b>Irene SÁNCHEZ-ESCRIBANO</b>	ESP	25 Aug 92	6	<b>9:37.34</b>	
7	<b>Zerfe WONDEMAGEGN</b>	ETH	26 Oct 02	7	<b>9:40.92</b>	
8	<b>Xinyan ZHANG</b>	CHN	9 Feb 94	12	<b>9:43.75</b>	
9	<b>Belén CASETTA</b>	ARG	26 Sep 94	4	<b>9:45.07</b>	
10	<b>Marwa BOUZAYANI</b>	TUN	26 Mar 97	5	<b>9:47.78</b>	
11	<b>Regan YEE</b>	CAN	4 Jul 95	2	<b>9:48.56</b>	
12	<b>Rosie CLARKE</b>	GBR	17 Nov 91	9	<b>9:49.18</b>	
13	<b>Georgia WINKCUP</b>	AUS	9 May 97	10	<b>9:50.21</b>	
	<b>Colleen QUIGLEY</b>	USA	20 Nov 92	11	<b>DNS</b>	

**INTERMEDIATE TIMES**

1000m 3:11.35 Hyvin KIYENG 2000m 6:25.11 Hyvin KIYENG

**ALL-TIME TOP LIST**

RESULT	NAME	VENUE	DATE
8:44.32	Beatrice CHEPKOECH (KEN)	Monaco (MON)	20 Jul 18
8:52.78	Ruth JEBET (BRN)	Paris Saint-Denis (Stade de France)	27 Aug 16
8:58.78	Celliphine Chepteek CHESPOL (KEN)	Hayward Field, OR	26 May 17
8:58.81	Gulnara SAMITOVA-GALKINA (RUS)	(National Stadium)	17 Aug 08
8:59.62	Norah JERUTO (KEN)	Bruxelles (BEL)	31 Aug 18
9:00.01	Hyvin KIYENG (KEN)	Eugene (Hayward Field), OR	28 May 16
9:00.85	Courtney FRERICHS (USA)	Monaco (MON)	20 Jul 18
9:02.58	Emma COBURN (USA)	London (Olympic Stadium)	11 Aug 17
9:05.36	Habiba GHRIBI (TUN)	Bruxelles (Boudewijnstadion)	11 Sep 15
9:06.57	Yekaterina VOLKOVA (RUS)	Osaka (Nagai Stadium)	27 Aug 07

**SEASON TOP LIST**

RESULT	NAME	VENUE	2019
8:55.58	Beatrice CHEPKOECH (KEN)	Palo Alto, CA (USA)	30 Jun
9:03.71	Norah JERUTO (KEN)	Osto (NOR)	13 Jun
9:03.83	Hyvin KIYENG (KEN)	Zürich (SUI)	29 Aug
9:04.90	Emma COBURN (USA)	Palo Alto, CA (USA)	30 Jun
9:06.66	Daisy JEPKEMEI (KEN)	Zürich (SUI)	29 Aug
9:06.76	Celliphine Chepteek CHESPOL (KEN)	Birmingham (GBR)	18 Aug
9:07.23	Winfred Mutile YAVI (BRN)	Birmingham (GBR)	18 Aug
9:07.51	Gesa Felicitas KRAUSE (GER)	Zürich (SUI)	29 Aug
9:09.75	Courtney FRERICHS (USA)	Palo Alto, CA (USA)	30 Jun
9:11.41	Colleen QUIGLEY (USA)	Palo Alto, CA (USA)	30 Jun

## SUMMARY



### High Jump Women - Qualification

With qualifying standard of 1.94 (Q) or at least the 12 best performers (q) advance to the Final

RECORDS	RESULT	NAME	COUNTRY	AGE	VENUE	DATE
World Record <b>WR</b>	2.09	Stefka KOSTADINOVA	BUL	22	Roma (Stadio Olimpico)	30 Aug 1987
Championships Record <b>CR</b>	2.09	Stefka KOSTADINOVA	BUL	22	Roma (Stadio Olimpico)	30 Aug 1987
World Leading <b>WL</b>	2.06	Mariya LASITSKENE	ANA	26	Ostrava (CZE)	20 Jun 2019
Area Record <b>AR</b>		National Record <b>NR</b>		Personal Best <b>PB</b>		Season Best <b>SB</b>

27 September 2019

RANK	PLACE	GROUP	BIB	NAME	COUNTRY	DATE of BIRTH	RESULT	
1	1	B		Karyna DEMIDIK	BLR	10 Feb 99	1.94	Q
1	1	A		Vashti CUNNINGHAM	USA	18 Jan 98	1.94	Q
3	2	A		Mariya LASITSKENE	ANA	14 Jan 93	1.94	Q
4	3	A		Imke ONNEN	GER	17 Aug 94	1.94	Q
4	3	A		Yaroslava MAHUCHIKH	UKR	19 Sep 01	1.94	Q
6	5	A		Mirela DEMIREVA	BUL	28 Sep 89	1.94	Q
7	2	B		Kamila LIĆWINKO	POL	22 Mar 86	1.94	Q
8	3	B		Svetlana RADZIVIL	UZB	17 Jan 87	1.94	Q <b>SB</b>
9	4	B		Yuliya LEVCHENKO	UKR	28 Nov 97	1.92	q
9	6	A		Tynita BUTTS	USA	10 Jun 90	1.92	q <b>PB</b>
11	7	A		Claire ORCEL	BEL	2 Dec 97	1.92	q
12	8	A		Ana ŠIMIĆ	CRO	5 May 90	1.92	q
13	5	B		Levern SPENCER	LCA	23 Jun 84	1.92	
14	9	A		Alessia TROST	ITA	8 Mar 93	1.92	
15	6	B		Nicola MCDERMOTT	AUS	28 Dec 96	1.89	
16	10	A		Maruša ČERNJUL	SLO	30 Jun 92	1.89	
17	7	B		Elena VALLORTIGARA	ITA	21 Sep 91	1.89	
18	8	B		Erika KINSEY	SWE	10 Mar 88	1.85	
18	8	B		Inika MCPHERSON	USA	29 Sep 86	1.85	
18	11	A		Marija VUKOVIĆ	MNE	21 Jan 92	1.85	
18	11	A		Morgan LAKE	GBR	12 May 97	1.85	
22	10	B		Airiné PALŠYTĖ	LTU	13 Jul 92	1.85	
23	11	B		Iryna GERASHCHENKO	UKR	10 Mar 95	1.85	
24	12	B		María Fernanda MURILLO	COL	21 Jan 99	1.85	
24	13	A		Daniela STANCIU	ROU	15 Oct 87	1.85	
26	14	A		Nadiya DUSANOVA	UZB	17 Nov 87	1.80	
27	13	B		Christina HONSEL	GER	7 Jul 97	1.80	
28	14	B		Ella JUNNILA	FIN	6 Dec 98	1.80	
29	15	A		Alysha BURNETT	AUS	4 Jan 97	1.70	
29	15	B		Erika Nonhlanhla SEYAMA	SWZ	19 Jan 94	1.70	

**SUMMARY**  
**High Jump Women - Qualification**

27 September 2019

RANK	PLACE	GROUP	BIB	NAME	COUNTRY	DATE of BIRTH	RESULT
<b>ALL-TIME TOP LIST</b>							
RESULT	NAME	VENUE	DATE				
2.09	Stefka KOSTADINOVA (BUL)	Roma (Stadio Olimpico)	30 Aug 87				
2.08	Blanka VLAŠIĆ (CRO)	Zagreb	31 Aug 09				
2.07	Lyudmila ANDONOVA (BUL)	Berlin	20 Jul 84				
2.07	Anna CHICHEROVA (RUS)	Cheboksary	22 Jul 11				
2.06	Kajsa BERGQVIST (SWE)	Eberstadt	26 Jul 03				
2.06	Hestrie CLOETE (RSA)	Paris Saint-Denis (Stade de France)	31 Aug 03				
2.06	Yelena SLESARENKO (RUS)	Athína (Olympic Stadium)	28 Aug 04				
2.06	Ariane FRIEDRICH (GER)	Berlin (Olympiastadion)	14 Jun 09				
2.06	Mariya LASITSKENE (ANA)	Lausanne (Pontaise)	6 Jul 17				
2.05	Tamara BYKOVA (URS)	Kyiv	22 Jun 84				
2.05	Heike HENKEL (GER)	Tokyo (Olympic Stadium)	31 Aug 91				
2.05	Inqa BABAKOVA (UKR)	Tokyo	15 Sep 95				
2.05	Tia HELLEBAUT (BEL)	Beijing (National Stadium)	23 Aug 08				
2.05	Chaunté LOWE (USA)	Des Moines (Drake Stadium), IA	26 Jun 10				
<b>SEASON TOP LIST</b>							
RESULT	NAME	VENUE	2019				
2.06	Mariya LASITSKENE (ANA)	Ostrava (CZE)	20 Jun				
2.02	Nafissatou THIAM (BEL)	Talence (FRA)	22 Jun				
2.02	Yuliya LEVCHENKO (UKR)	no National Olympic Stadium, Minsk (	10 Sep				
2.00	Anna CHICHEROVA (RUS)	Moskva (RUS)	11 Jun				
2.00	Yaroslava MAHUCHIKH (UKR)	Palo Alto, CA (USA)	30 Jun				
2.00	Vashti CUNNINGHAM (USA)	Palo Alto, CA (USA)	30 Jun				
2.00	Karyna DEMIDIK (BLR)	Lausanne (Pontaise)	5 Jul				
1.99	Iryna GERASHCHENKO (UKR)	Rehlingen (GER)	9 Jun				
1.97	Mirela DEMIREVA (BUL)	Lausanne (Pontaise)	5 Jul				
1.96	Erika KINSEY (SWE)	Hengelo (NED)	9 Jun				
1.96	Nicola MCDERMOTT (AUS)	Ostrava (CZE)	20 Jun				
1.96	Marie-Laurence JUNGFLAISCH (GER)	Bühl (GER)	19 Jul				
1.96	Daniela STANCIU (ROU)	Pitesti (ROU)	31 Jul				

# RESULTS



## High Jump Women - Qualification

With qualifying standard of 1.94 (Q) or at least the 12 best performers (q) advance to the Final

RECORDS	RESULT NAME	COUNTRY	AGE	VENUE	DATE
World Record <b>WR</b>	<b>2.09</b> Stefka KOSTADINOVA	BUL	22	Roma (Stadio Olimpico)	30 Aug 1987
Championships Record <b>CR</b>	<b>2.09</b> Stefka KOSTADINOVA	BUL	22	Roma (Stadio Olimpico)	30 Aug 1987
World Leading <b>WL</b>	<b>2.06</b> Mariya LASITSKENE	ANA	26	Ostrava (CZE)	20 Jun 2019
Area Record <b>AR</b>	National Record <b>NR</b>	Personal Best <b>PB</b>	Season Best <b>SB</b>		

**Group A** 27 September 2019 18:42 START TIME 25° C TEMPERATURE 67% HUMIDITY  
20:19 END TIME 25° C 67%

PLACE	NAME	COUNTRY	DATE of BIRTH	ORDER	RESULT	1.70	1.80	1.85	1.89	1.92	1.94				
1	Vashti CUNNINGHAM	USA	18 Jan 98	2	<b>1.94</b> Q	-	-	0	0	0	0				
2	Mariya LASITSKENE	ANA	14 Jan 93	8	<b>1.94</b> Q	-	-	0	XO	0	0				
3	Yaroslava MAHUCHIKH	UKR	19 Sep 01	9	<b>1.94</b> Q	-	0	XO	0	XO	0				
3	Imke ONNEN	GER	17 Aug 94	15	<b>1.94</b> Q	-	0	0	0	XXO	0				
5	Mirela DEMIREVA	BUL	28 Sep 89	7	<b>1.94</b> Q	-	-	0	0	XXO	XO				
6	Tynita BUTTS	USA	10 Jun 90	10	<b>1.92</b> q <b>PB</b>	-	0	0	0	0	XXX				
7	Claire ORCEL	BEL	2 Dec 97	14	<b>1.92</b> q	-	0	0	XO	0	XXX				
8	Ana ŠIMIĆ	CRO	5 May 90	4	<b>1.92</b> q	-	0	0	0	XO	XXX				
9	Alessia TROST	ITA	8 Mar 93	5	<b>1.92</b>	-	0	0	0	XXO	XXX				
10	Maruša ČERNJUL	SLO	30 Jun 92	1	<b>1.89</b>	-	XO	0	0	XXX					
11	Morgan LAKE	GBR	12 May 97	13	<b>1.85</b>	-	0	0	XXX						
11	Marija VUKOVIĆ	MNE	21 Jan 92	12	<b>1.85</b>	-	0	0	XXX						
13	Daniela STANCIU	ROU	15 Oct 87	11	<b>1.85</b>	0	0	XXO	XXX						
14	Nadiya DUSANOVA	UZB	17 Nov 87	6	<b>1.80</b>	0	0	XXX							
15	Alysha BURNETT	AUS	4 Jan 97	3	<b>1.70</b>	XO	XXX								

**RESULTS**  
**High Jump Women - Qualification**

**Group B**

27 September 2019 18:42 START TIME 25° C 67 %  
20:12 END TIME TEMPERATURE HUMIDITY  
25° C 67 %

PLACE	NAME	COUNTRY	DATE of BIRTH	ORDER	RESULT	1.70	1.80	1.85	1.89	1.92	1.94				
1	Karyna DEMIDIK	BLR	10 Feb 99	4	<b>1.94</b> Q	-	0	0	0	0	0				
2	Kamila LIĆWINKO	POL	22 Mar 86	5	<b>1.94</b> Q	-	-	0	0	XO	XXO				
3	Svetlana RADZIVIL	UZB	17 Jan 87	7	<b>1.94</b> Q <span>SB</span>	-	0	XXO	0	XXO	XXO				
4	Yuliya LEVCHENKO	UKR	28 Nov 97	1	<b>1.92</b> q	-	0	0	0	0	-				
5	Levern SPENCER	LCA	23 Jun 84	12	<b>1.92</b>	-	XO	0	XXO	XO	XXX				
6	Nicola MCDERMOTT	AUS	28 Dec 96	3	<b>1.89</b>	-	0	0	0	XXX					
7	Elena VALLORTIGARA	ITA	21 Sep 91	15	<b>1.89</b>	0	0	0	XO	XXX					
8	Erika KINSEY	SWE	10 Mar 88	14	<b>1.85</b>	-	0	0	XXX						
8	Inika MCPHERSON	USA	29 Sep 86	8	<b>1.85</b>	-	-	0	XXX						
10	Airiné PALŠYTĒ	LTU	13 Jul 92	2	<b>1.85</b>	-	XO	0	XXX						
11	Iryna GERASHCHENKO	UKR	10 Mar 95	11	<b>1.85</b>	-	0	XO	XXX						
12	María Fernanda MURILLO	COL	21 Jan 99	6	<b>1.85</b>	-	0	XXO	XXX						
13	Christina HONSEL	GER	7 Jul 97	10	<b>1.80</b>	0	XO	XXX							
14	Ella JUNNILA	FIN	6 Dec 98	13	<b>1.80</b>	XO	XO	XXX							
15	Erika Nonhlanhla SEYAMA	SWZ	19 Jan 94	9	<b>1.70</b>	XO	XXX								

ALL-TIME TOP LIST				SEASON TOP LIST			
RESULT	NAME	VENUE	DATE	RESULT	NAME	VENUE	2019
2.09	Stefka KOSTADINOVA (BUL)	Roma (Stadio Olimpico)	30 Aug 87	2.06	Mariya LASITSKENE (ANA)	Ostrava (CZE)	20 Jun
2.08	Blanka VLAŠIĆ (CRO)	Zagreb	31 Aug 09	2.02	Nafissatou THIAM (BEL)	Talence (FRA)	22 Jun
2.07	Lyudmila ANDONOVA (BUL)	Berlin	20 Jul 84	2.02	Yuliya LEVCHENKO (UKR)	no National Olympic Stadium, Minsk (	10 Sep
2.07	Anna CHICHEROVA (RUS)	Cheboksary	22 Jul 11	2.00	Anna CHICHEROVA (RUS)	Moskva (RUS)	11 Jun
2.06	Kajsa BERGQVIST (SWE)	Eberstadt	26 Jul 03	2.00	Yaroslava MAHUCHIKH (UKR)	Palo Alto, CA (USA)	30 Jun
2.06	Hestrie CLOETE (RSA)	Paris Saint-Denis (Stade de France)	31 Aug 03	2.00	Vashti CUNNINGHAM (USA)	Palo Alto, CA (USA)	30 Jun
2.06	Yelena SLESARENKO (RUS)	Athína (Olympic Stadium)	28 Aug 04	2.00	Karyna DEMIDIK (BLR)	Lausanne (Pontaise)	5 Jul
2.06	Ariane FRIEDRICH (GER)	Berlin (Olympiastadion)	14 Jun 09	1.99	Iryna GERASHCHENKO (UKR)	Rehlingen (GER)	9 Jun
2.06	Mariya LASITSKENE (ANA)	Lausanne (Pontaise)	6 Jul 17	1.97	Mirela DEMIREVA (BUL)	Lausanne (Pontaise)	5 Jul
2.05	Tamara BYKOVA (URS)	Kyiv	22 Jun 84	1.96	Erika KINSEY (SWE)	Hengelo (NED)	9 Jun
2.05	Heike HENKEL (GER)	Tokyo (Olympic Stadium)	31 Aug 91	1.96	Nicola MCDERMOTT (AUS)	Ostrava (CZE)	20 Jun
2.05	Inga BABAKOVA (UKR)	Tokyo	15 Sep 95	1.96	Marie-Laurence JUNGFLAISCH (GER)	Bühl (GER)	19 Jul
2.05	Tia HELLEBAUT (BEL)	Beijing (National Stadium)	23 Aug 08	1.96	Daniela STANCIU (ROU)	Pitesti (ROU)	31 Jul
2.05	Chaunté LOWE (USA)	Des Moines (Drake Stadium), IA	26 Jun 10				



# RESULTS

## Pole Vault Women - Final



RECORDS	RESULT NAME	COUNTRY	AGE	VENUE	DATE
World Record <b>WR</b>	<b>5.06</b> Yelena ISINBAEVA	RUS	27	Zürich (Letzigrund)	28 Aug 2009
Championships Record <b>CR</b>	<b>5.01</b> Yelena ISINBAEVA	RUS	23	Helsinki (Olympic Stadium)	12 Aug 2005
World Leading <b>WL</b>	<b>4.95</b> Anzhelika SIDOROVA	ANA	28	Doha	29 Sep 2019
Area Record <b>AR</b>	National Record <b>NR</b>	Personal Best <b>PB</b>	Season Best <b>SB</b>		

29 September 2019 20:06 START TIME TEMPERATURE 73 % HUMIDITY  
22:37 END TIME 71 %

PLACE	NAME	COUNTRY	DATE of BIRTH	ORDER	RESULT	4.50	4.70	4.80	4.85	4.90	4.95				
1	Anzhelika SIDOROVA	ANA	28 Jun 91	17	<b>4.95</b> <b>WL</b>	0	0	0	0	0	XX0				
2	Sandi MORRIS	USA	8 Jul 92	14	<b>4.90</b> <b>SB</b>	0	0	0	0	0	XXX				
3	Katerina STEFANIDI	GRE	4 Feb 90	7	<b>4.85</b> <b>SB</b>	0	0	XO	XO	X-	XX				
4	Holly BRADSHAW	GBR	2 Nov 91	6	<b>4.80</b>	0	0	XO	XX-	X					
5	Alysha NEWMAN	CAN	29 Jun 94	15	<b>4.80</b>	XO	0	XO	XXX						
6	Angelica BENGTTSSON	SWE	8 Jul 93	16	<b>4.80</b> <b>NR</b>	0	XX0	XX0	XXX						
7	Iryna ZHUK	BLR	26 Jan 93	3	<b>4.70</b> <b>NR</b>	0	0	XX-	X						
7	Katie NAGEOTTE	USA	13 Jun 91	9	<b>4.70</b>	0	0	XXX							
7	Robeilys PEINADO	VEN	26 Nov 97	12	<b>4.70</b> <b>NR</b>	0	0	XXX							
7	Jennifer SUHR	USA	5 Feb 82	5	<b>4.70</b>	-	0	XXX							
11	Yarisley SILVA	CUB	1 Jun 87	11	<b>4.70</b>	XX0	0	XXX							
12	Ninon GUILLON-ROMARIN	FRA	15 Apr 95	4	<b>4.70</b>	0	XO	XXX							
13	Ling LI	CHN	6 Jul 89	10	<b>4.50</b>	0	X-	XX							
13	Nikoleta KIRIAKOPOULOU	GRE	21 Mar 86	2	<b>4.50</b>	0	XXX								
13	Angelica MOSER	SUI	9 Oct 97	8	<b>4.50</b>	0	XXX								
13	Tina ŠUTEJ	SLO	7 Nov 88	13	<b>4.50</b>	0	XXX								
17	Lisa RYZIH	GER	27 Sep 88	1	<b>4.50</b>	XO	XXX								

ALL-TIME TOP LIST				SEASON TOP LIST			
RESULT	NAME	VENUE	DATE	RESULT	NAME	VENUE	2019
5.06	Yelena ISINBAEVA (RUS)	Zürich (Letzigrund)	28 Aug 09	4.95	Anzhelika SIDOROVA (ANA)	Doha	29 Sep
5.00	Sandi MORRIS (USA)	Bruxelles (Boudewijnstadion)	9 Sep 16	4.91	Jennifer SUHR (USA)	Austin, TX (USA)	30 Mar
4.95	Anzhelika SIDOROVA (ANA)	Doha	29 Sep 19	4.90	Sandi MORRIS (USA)	Doha	29 Sep
4.94	Eliza MCCARTNEY (NZL)	Jockgrim (GER)	17 Jul 18	4.85	Eliza MCCARTNEY (NZL)	Hastings (NZL)	26 Jan
4.93	Jennifer SUHR (USA)	Austin, TX (USA)	14 Apr 18	4.85	Katerina STEFANIDI (GRE)	Doha	29 Sep
4.91	Yarisley SILVA (CUB)	Beckum (Jahnstadion)	2 Aug 15	4.82	Katie NAGEOTTE (USA)	Lausanne (SUI)	4 Jul
4.91	Katerina STEFANIDI (GRE)	London (Olympic Stadium)	6 Aug 17	4.82	Alysha NEWMAN (CAN)	Stade Charléty, Paris (FRA)	24 Aug
4.88	Svetlana FEOFANOVA (RUS)	Iráklio	4 Jul 04	4.80	Holly BRADSHAW (GBR)	Doha	29 Sep
4.87	Fabiana MURER (BRA)	Bernardo do Campo (Arena Caixa)	3 Jul 16	4.80	Angelica BENGTTSSON (SWE)	Doha	29 Sep
4.83	Stacy DRAGILA (USA)	Ostrava	8 Jun 04	4.75	Yarisley SILVA (CUB)	Lima (PER)	8 Aug
4.83	Anna ROGOWSKA (POL)	Bruxelles (Boudewijnstadion)	26 Aug 05				
4.83	Nikoleta KIRIAKOPOULOU (GRE)	enis (Stade de France)	4 Jul 15				



## SUMMARY



### Pole Vault Women - Qualification

With qualifying standard of 4.60 (Q) or at least the 12 best performers (q) advance to the Final

RECORDS	RESULT	NAME	COUNTRY	AGE	VENUE	DATE
World Record <b>WR</b>	5.06	Yelena ISINBAEVA	RUS	27	Zürich (Letzigrund)	28 Aug 2009
Championships Record <b>CR</b>	5.01	Yelena ISINBAEVA	RUS	23	Helsinki (Olympic Stadium)	12 Aug 2005
World Leading <b>WL</b>	4.91	Jennifer SUHR	USA	37	Austin, TX (USA)	30 Mar 2019
Area Record <b>AR</b>		National Record <b>NR</b>		Personal Best <b>PB</b>		Season Best <b>SB</b>

27 September 2019

RANK	PLACE	GROUP	BIB	NAME	COUNTRY	DATE of BIRTH	RESULT
1	1	A		Alysha NEWMAN	CAN	29 Jun 94	<b>4.60</b> Q
1	1	A		Anzhelika SIDOROVA	ANA	28 Jun 91	<b>4.60</b> Q
1	1	A		Holly BRADSHAW	GBR	2 Nov 91	<b>4.60</b> Q
1	1	A		Iryna ZHUK	BLR	26 Jan 93	<b>4.60</b> Q
1	1	B		Katerina STEFANIDI	GRE	4 Feb 90	<b>4.60</b> Q
1	1	A		Katie NAGEOTTE	USA	13 Jun 91	<b>4.60</b> Q
1	1	B		Sandi MORRIS	USA	8 Jul 92	<b>4.60</b> Q
8	3	B		Yarisley SILVA	CUB	1 Jun 87	<b>4.60</b> Q
8	6	A		Nikoleta KIRIAKOPOULOU	GRE	21 Mar 86	<b>4.60</b> Q
10	7	A		Ling LI	CHN	6 Jul 89	<b>4.60</b> Q
11	4	B		Jennifer SUHR	USA	5 Feb 82	<b>4.60</b> Q
11	4	B		Robeilys PEINADO	VEN	26 Nov 97	<b>4.60</b> Q
11	8	A		Angelica MOSER	SUI	9 Oct 97	<b>4.60</b> Q
14	9	A		Lisa RYZIH	GER	27 Sep 88	<b>4.60</b> Q
15	6	B		Angelica BENGTTSSON	SWE	8 Jul 93	<b>4.60</b> Q
16	7	B		Ninon GUILLON-ROMARIN	FRA	15 Apr 95	<b>4.60</b> Q
17	8	B		Tina ŠUTEJ	SLO	7 Nov 88	<b>4.60</b> Q
18	9	B		Nicole BÜCHLER	SUI	17 Dec 83	<b>4.55</b> SB
19	10	B		Huiqin XU	CHN	4 Sep 93	<b>4.50</b>
20	10	A		Fanny SMETS	BEL	21 Apr 86	<b>4.50</b>
21	11	A		Maryna KYLYPKO	UKR	10 Nov 95	<b>4.50</b>
22	11	B		Kelsie AHBE	CAN	6 Jul 91	<b>4.35</b>
22	12	A		Romana MALÁČOVÁ	CZE	15 May 87	<b>4.35</b>
22	12	A		Wilma MURTO	FIN	11 Jun 98	<b>4.35</b>
25	12	B		Lene Onsrud RETZIUS	NOR	4 Jan 96	<b>4.35</b>
25	14	A		Michaela MEIJER	SWE	30 Jul 93	<b>4.35</b>
27	13	B		Alyona LUTKOVSKAYA	ANA	15 Mar 96	<b>4.35</b>
28	14	B		Elizaveta PARNOVA	AUS	9 May 94	<b>4.35</b>
29	15	B		Irina IVANOVA	ANA	19 Apr 96	<b>4.35</b>
29	15	A		Roberta BRUNI	ITA	8 Mar 94	<b>4.35</b>
31	16	A		Killiana HEYMANS	NED	24 Jan 97	<b>4.20</b>
		B		Katharina BAUER	GER	12 Jun 90	<b>NM</b>

**SUMMARY**  
**Pole Vault Women - Qualification**

27 September 2019

RANK	PLACE	GROUP	BIB	NAME	COUNTRY	DATE of BIRTH	RESULT
<b>ALL-TIME TOP LIST</b>							
RESULT	NAME	VENUE	DATE				
5.06	Yelena ISINBAEVA (RUS)	Zürich (Letzigrund)	28 Aug 09				
5.00	Sandi MORRIS (USA)	Bruxelles (Boudewijnstadion)	9 Sep 16				
4.94	Eliza MCCARTNEY (NZL)	Jockgrim (GER)	17 Jul 18				
4.93	Jennifer SUHR (USA)	Austin, TX (USA)	14 Apr 18				
4.91	Yarisley SILVA (CUB)	Beckum (Jahnstadion)	2 Aug 15				
4.91	Katerina STEFANIDI (GRE)	London (Olympic Stadium)	6 Aug 17				
4.88	Svetlana FEOFANOVA (RUS)	Iràktio	4 Jul 04				
4.87	Fabiana MURER (BRA)	Bernardo do Campo (Arena Caixa)	3 Jul 16				
4.86	Anzhelika SIDOROVA (ANA)	Cheboksary (RUS)	25 Jul 19				
4.83	Stacy DRAGILA (USA)	Ostrava	8 Jun 04				
4.83	Anna ROGOWSKA (POL)	Bruxelles (Boudewijnstadion)	26 Aug 05				
4.83	Nikoleta KIRIAKOPOULOU (GRE)	enis (Stade de France)	4 Jul 15				
<b>SEASON TOP LIST</b>							
RESULT	NAME	VENUE	2019				
4.91	Jennifer SUHR (USA)	Austin, TX (USA)	30 Mar				
4.86	Anzhelika SIDOROVA (ANA)	Cheboksary (RUS)	25 Jul				
4.85	Eliza MCCARTNEY (NZL)	Hastings (NZL)	26 Jan				
4.85	Sandi MORRIS (USA)	Des Moines, IA (USA)	28 Jul				
4.83	Katerina STEFANIDI (GRE)	Patra (GRE)	28 Jul				
4.82	Katie NAGEOTTE (USA)	Lausanne (SUI)	4 Jul				
4.82	Alysha NEWMAN (CAN)	Stade Charléty, Paris (FRA)	24 Aug				
4.76	Anjelica BENGTTSSON (SWE)	Roma (ITA)	6 Jun				
4.75	Yarisley SILVA (CUB)	Lima (PER)	8 Aug				
4.73	Olivia GRUVER (USA)	Palo Alto, CA (USA)	29 Mar				
4.73	Holly BRADSHAW (GBR)	Alexander Stadium, Birmingham (GBR)	25 Aug				
4.73	Tina ŠUTEJ (SLO)	Velenje (SLO)	15 Sep				



# RESULTS



## Pole Vault Women - Qualification

With qualifying standard of 4.60 (Q) or at least the 12 best performers (q) advance to the Final

### WIND READING INFORMATION UPDATED

RECORDS	RESULT NAME	COUNTRY	AGE	VENUE	DATE
World Record <b>WR</b>	5.06 Yelena ISINBAEVA	RUS	27	Zürich (Letzigrund)	28 Aug 2009
Championships Record <b>CR</b>	5.01 Yelena ISINBAEVA	RUS	23	Helsinki (Olympic Stadium)	12 Aug 2005
World Leading <b>WL</b>	4.91 Jennifer SUHR	USA	37	Austin, TX (USA)	30 Mar 2019
Area Record <b>AR</b>	National Record <b>NR</b>	Personal Best <b>PB</b>	Season Best <b>SB</b>		

**Group A** 27 September 2019 17:32 START TIME 25° C 67%  
19:06 END TIME 25° C 67%

PLACE	NAME	COUNTRY	DATE of BIRTH	ORDER	RESULT	4.20	4.35	4.50	4.55	4.60					
1	Holly BRADSHAW	GBR	2 Nov 91	9	4.60 Q	-	-	-	-	0					
1	Katie NAGEOTTE	USA	13 Jun 91	8	4.60 Q	-	-	0	-	0					
1	Alysha NEWMAN	CAN	29 Jun 94	11	4.60 Q	-	0	0	-	0					
1	Anzhelika SIDOROVA	ANA	28 Jun 91	10	4.60 Q	-	-	-	-	0					
1	Iryna ZHUK	BLR	26 Jan 93	16	4.60 Q	-	0	0	-	0					
6	Nikoleta KIRIAKOPOULOU	GRE	21 Mar 86	7	4.60 Q	-	-	XO	-	0					
7	Ling LI	CHN	6 Jul 89	12	4.60 Q	-	0	XXO	-	0					
8	Angelica MOSER	SUI	9 Oct 97	2	4.60 Q	0	0	0	0	XO					
9	Lisa RYZIH	GER	27 Sep 88	15	4.60 Q	-	0	XO	-	XO					
10	Fanny SMETS	BEL	21 Apr 86	3	4.50	0	XO	0	XXX						
11	Maryna KYLYPKO	UKR	10 Nov 95	1	4.50	0	0	XXO	XXX						
12	Romana MALÁČOVÁ	CZE	15 May 87	13	4.35	0	0	XXX							
12	Wilma MURTO	FIN	11 Jun 98	5	4.35	0	0	XXX							
14	Michaela MEIJER	SWE	30 Jul 93	6	4.35	XO	0	XXX							
15	Roberta BRUNI	ITA	8 Mar 94	14	4.35	0	XXO	XXX							
16	Killiana HEYMANS	NED	24 Jan 97	4	4.20	0	XXX								

**RESULTS**  
**Pole Vault Women - Qualification**

WIND READING INFORMATION UPDATED

**Group B**

27 September 2019 17:34 START TIME 25° C 67 %  
19:14 END TIME 25° C 67 %  
TEMPERATURE HUMIDITY

PLACE	NAME	COUNTRY	DATE of BIRTH	ORDER	RESULT	4.20	4.35	4.50	4.55	4.60						
1	Sandi MORRIS	USA	8 Jul 92	11	<b>4.60 Q</b>	-	-	0	-	0						
1	Katerina STEFANIDI	GRE	4 Feb 90	9	<b>4.60 Q</b>	-	-	-	-	0						
3	Yarisley SILVA	CUB	1 Jun 87	14	<b>4.60 Q</b>	-	-	0	XO	0						
4	Robeilys PEINADO	VEN	26 Nov 97	4	<b>4.60 Q</b>	0	0	0	0	XO						
4	Jennifer SUHR	USA	5 Feb 82	2	<b>4.60 Q</b>	-	-	-	-	XO						
6	Angelica BENGTTSSON	SWE	8 Jul 93	1	<b>4.60 Q</b>	-	-	0	-	XXO						
7	Ninon GUILLON-ROMARIN	FRA	15 Apr 95	15	<b>4.60 Q</b>	-	0	XO	-	XXO						
8	Tina ŠUTEJ	SLO	7 Nov 88	10	<b>4.60 Q</b>	0	0	0	XXO	XXO						
9	Nicole BÜCHLER	SUI	17 Dec 83	3	<b>4.55 SB</b>	-	0	XO	XO	XXX						
10	Huiqin XU	CHN	4 Sep 93	7	<b>4.50</b>	-	0	0	XXX							
11	Kelsie AHBE	CAN	6 Jul 91	6	<b>4.35</b>	0	0	XXX								
12	Lene Onsrud RETZIUS	NOR	4 Jan 96	12	<b>4.35</b>	XO	0	XXX								
13	Alyona LUTKOVSKAYA	ANA	15 Mar 96	13	<b>4.35</b>	0	XO	XXX								
14	Elizaveta PARNOVA	AUS	9 May 94	8	<b>4.35</b>	XO	XO	XXX								
15	Irina IVANOVA	ANA	19 Apr 96	5	<b>4.35</b>	0	XXO	XXX								
	Katharina BAUER	GER	12 Jun 90	16	<b>NM</b>	XXX										

**ALL-TIME TOP LIST**

RESULT	NAME	VENUE	DATE
5.06	Yelena ISINBAEVA (RUS)	Zürich (Letzigrund)	28 Aug 09
5.00	Sandi MORRIS (USA)	Bruxelles (Boudewijnstadion)	9 Sep 16
4.94	Eliza MCCARTNEY (NZL)	Jockgrim (GER)	17 Jul 18
4.93	Jennifer SUHR (USA)	Austin, TX (USA)	14 Apr 18
4.91	Yarisley SILVA (CUB)	Beckum (Jahnstadion)	2 Aug 15
4.91	Katerina STEFANIDI (GRE)	London (Olympic Stadium)	6 Aug 17
4.88	Svetlana FEOFANOVA (RUS)	Iraklio	4 Jul 04
4.87	Fabiana MURER (BRA)	Bernardo do Campo (Arena Caixa)	3 Jul 16
4.86	Anzhelika SIDOROVA (ANA)	Cheboksary (RUS)	25 Jul 19
4.83	Stacy DRAGILA (USA)	Ostrava	8 Jun 04
4.83	Anna ROGOWSKA (POL)	Bruxelles (Boudewijnstadion)	26 Aug 05
4.83	Nikoleta KIRIAKOPOULOU (GRE)	enis (Stade de France)	4 Jul 15

**SEASON TOP LIST**

RESULT	NAME	VENUE	2019
4.91	Jennifer SUHR (USA)	Austin, TX (USA)	30 Mar
4.86	Anzhelika SIDOROVA (ANA)	Cheboksary (RUS)	25 Jul
4.85	Eliza MCCARTNEY (NZL)	Hastings (NZL)	26 Jan
4.85	Sandi MORRIS (USA)	Des Moines, IA (USA)	28 Jul
4.83	Katerina STEFANIDI (GRE)	Patra (GRE)	28 Jul
4.82	Katie NAGEOTTE (USA)	Lausanne (SUI)	4 Jul
4.82	Alysha NEWMAN (CAN)	Stade Charléty, Paris (FRA)	24 Aug
4.76	Angelica BENGTTSSON (SWE)	Roma (ITA)	6 Jun
4.75	Yarisley SILVA (CUB)	Lima (PER)	8 Aug
4.73	Otivia GRUVER (USA)	Palo Alto, CA (USA)	29 Mar
4.73	Holly BRADSHAW (GBR)	Alexander Stadium, Birmingham (GBR)	25 Aug
4.73	Tina ŠUTEJ (SLO)	Velenje (SLO)	15 Sep

# RESULTS



## Hammer Throw Women - Final


RECORDS	RESULT NAME	COUNTRY	AGE	VENUE	DATE
World Record <b>WR</b>	<b>82.98</b> Anita WŁODARCZYK	POL	31	Warszawa (Stadion Narodowy)	28 Aug 2016
Championships Record <b>CR</b>	<b>80.85</b> Anita WŁODARCZYK	POL	30	Beijing (National Stadium)	27 Aug 2015
World Leading <b>WL</b>	<b>78.24</b> DeAnna PRICE	USA	26	Des Moines, IA (USA)	27 Jul 2019
Area Record <b>AR</b>	National Record <b>NR</b>	Personal Best <b>PB</b>	Season Best <b>SB</b>		

28 September 2019 19:26 START TIME  
TEMPERATURE 74 % HUMIDITY  
20:38 END TIME 74 %

PLACE	NAME	COUNTRY	DATE OF BIRTH	ORDER	RESULT	1	2	3	ORDER	4	5	6
1	DeAnna PRICE	USA	8 Jun 93	2	<b>77.54</b>	76.87	X	77.54	8	74.56	73.77	75.68
2	Joanna FIODOROW	POL	4 Mar 89	3	<b>76.35</b> <b>PB</b>	76.35	74.77	72.78	7	74.69	X	X
3	Zheng WANG	CHN	14 Dec 87	6	<b>74.76</b>	72.94	X	X	3	73.75	74.76	X
4	Zalina PETRIVSKAYA	MDA	5 Feb 88	1	<b>74.33</b>	73.73	73.60	74.33	6	70.49	74.27	72.94
5	Iryna KLYMETS	UKR	4 Oct 94	12	<b>73.56</b> <b>PB</b>	73.17	73.56	X	5	70.26	72.59	71.95
6	Alexandra TAVERNIER	FRA	13 Dec 93	11	<b>73.33</b>	71.50	70.48	73.31	4	72.24	73.33	X
7	Hanna SKYDAN	AZE	14 May 92	9	<b>72.83</b>	70.69	71.99	72.80	2	72.83	71.44	70.99
8	Na LUO	CHN	8 Oct 93	4	<b>72.04</b>	71.33	72.04	70.83	1	70.41	71.03	X
9	Martina HRAŠNOVÁ	SVK	21 Mar 83	5	<b>71.28</b>	66.09	71.28	X				
10	Hanna MALYSHIK	BLR	4 Feb 94	7	<b>71.24</b>	71.24	66.52	70.12				
11	Alena SOBALLEVA	BLR	11 May 93	10	<b>70.45</b>	70.45	X	68.65				
	Gwen BERRY	USA	29 Jun 89	8	<b>NM</b>	X	X	X				

ALL-TIME TOP LIST				SEASON TOP LIST			
RESULT	NAME	VENUE	DATE	RESULT	NAME	VENUE	2019
82.98	Anita WŁODARCZYK (POL)	Warszawa (Stadion Narodowy)	28 Aug 16	78.24	DeAnna PRICE (USA)	Des Moines, IA (USA)	27 Jul
79.42	Betty HEIDLER (GER)	Halle	21 May 11	76.75	Brooke ANDERSEN (USA)	Rathdrum, ID (USA)	1 Jun
78.51	Tatyana LYSENKO (RUS)	Cheboksary	5 Jul 12	76.46	Gwen BERRY (USA)	Des Moines, IA (USA)	27 Jul
78.24	DeAnna PRICE (USA)	Des Moines, IA (USA)	27 Jul 19	76.35	Joanna FIODOROW (POL)	Doha	28 Sep
77.78	Gwen BERRY (USA)	Chorzów (POL)	8 Jun 18	76.26	Zheng WANG (CHN)	Shenyang (CHN)	10 Jul
77.68	Zhenq WANG (CHN)	Chengdu	29 Mar 14	75.61	Anita WŁODARCZYK (POL)	Turku (FIN)	11 Jun
77.33	Wenxiu ZHANG (CHN)	Incheon	28 Sep 14	75.43	Janeah STEWART (USA)	Bloomington, IN (USA)	22 Jun
77.32	Oksana MIANKOVA (BLR)	Minsk (Stayki)	29 Jun 08	75.23	Malwina KOPRON (POL)	Stadion Slaski, Chorzów (POL)	14 Sep
77.26	Gulfiya KHANAFEYEVA (RUS)	Tula (Arsenal Stadium)	12 Jun 06	75.04	Maqqie EWEN (USA)	Des Moines, IA (USA)	27 Jul
77.13	Oksana KONDRATYEVA (RUS)	Zhukovskiy (Meteor)	30 Jun 13	74.95	Hanna MALYSHIK (BLR)	Šamorín (SVK)	9 Mar

## SUMMARY



### Hammer Throw Women - Qualification

With qualifying standard of 72.00 (Q) or at least the 12 best performers (q) advance to the Final


RECORDS	RESULT	NAME	COUNTRY	AGE	VENUE	DATE
World Record <b>WR</b>	<b>82.98</b>	Anita WŁODARCZYK	POL	31	Warszawa (Stadion Narodowy)	28 Aug 2016
Championships Record <b>CR</b>	<b>80.85</b>	Anita WŁODARCZYK	POL	30	Beijing (National Stadium)	27 Aug 2015
World Leading <b>WL</b>	<b>78.24</b>	DeAnna PRICE	USA	26	Des Moines, IA (USA)	27 Jul 2019
Area Record <b>AR</b>		National Record <b>NR</b>		Personal Best <b>PB</b>		Season Best <b>SB</b>

27 September 2019

RANK	PLACE	GROUP	BIB	NAME	COUNTRY	DATE OF BIRTH	RESULT	
1	1	B		DeAnna PRICE	USA	8 Jun 93	<b>73.77</b>	<b>Q</b>
2	2	B		Zalina PETRIVSKAYA	MDA	5 Feb 88	<b>73.40</b>	<b>Q</b>
3	1	A		Joanna FIODOROW	POL	4 Mar 89	<b>73.39</b>	<b>Q</b>
4	3	B		Hanna SKYDAN	AZE	14 May 92	<b>73.32</b>	<b>Q</b> <b>SB</b>
5	2	A		Iryna KLYMETS	UKR	4 Oct 94	<b>72.93</b>	<b>Q</b> <b>PB</b>
6	3	A		Alexandra TAVERNIER	FRA	13 Dec 93	<b>72.91</b>	<b>Q</b>
7	4	B		Zheng WANG	CHN	14 Dec 87	<b>72.65</b>	<b>Q</b>
8	4	A		Hanna MALYSHIK	BLR	4 Feb 94	<b>72.59</b>	<b>Q</b>
9	5	B		Martina HRAŠNOVÁ	SVK	21 Mar 83	<b>72.01</b>	<b>Q</b>
10	5	A		Gwen BERRY	USA	29 Jun 89	<b>71.72</b>	<b>q</b>
11	6	B		Alena SOBALEVA	BLR	11 May 93	<b>71.52</b>	<b>q</b> <b>SB</b>
12	6	A		Na LUO	CHN	8 Oct 93	<b>71.35</b>	<b>q</b>
13	7	B		Malwina KOPRON	POL	16 Nov 94	<b>70.46</b>	
14	7	A		Julia RATCLIFFE	NZL	14 Jul 93	<b>70.45</b>	
15	8	B		Yelizaveta TSAREVA	ANA	26 Mar 93	<b>70.35</b>	
16	9	B		Anastasya KALAMOYETS	BLR	15 Jul 94	<b>69.67</b>	
17	8	A		Stamatia SCARVELIS	GRE	17 Aug 95	<b>69.65</b>	
18	10	B		Bianca Florentina GHELBER	ROU	1 Jun 90	<b>68.65</b>	
19	9	A		Sofiya PALKINA	ANA	9 Jun 98	<b>68.53</b>	
20	10	A		Brooke ANDERSEN	USA	23 Aug 95	<b>68.46</b>	
21	11	B		Krista TERVO	FIN	15 Nov 97	<b>68.25</b>	
22	12	B		Laura IGAUNE	LAT	10 Feb 88	<b>67.77</b>	
23	13	B		Réka GYURÁTZ	HUN	31 May 96	<b>67.41</b>	
24	14	B		Alona SHAMOTINA	UKR	27 Dec 95	<b>67.30</b>	
25	11	A		Tingting LIU	CHN	29 Oct 90	<b>67.11</b>	
26	12	A		Sara FANTINI	ITA	16 Sep 97	<b>66.58</b>	
27	13	A		Barbara ŠPILER	SLO	2 Jan 92	<b>65.76</b>	
28	14	A		Beatrice Nedberge LLANO	NOR	14 Dec 97	<b>65.55</b>	
29	15	B		Kateřina SAFRÁNKOVÁ	CZE	8 Jun 89	<b>65.46</b>	
30	15	A		Iryna NOVOZHYLOVA	UKR	7 Jan 86	<b>65.31</b>	

ALL-TIME TOP LIST				SEASON TOP LIST			
RESULT	NAME	VENUE	DATE	RESULT	NAME	VENUE	2019
82.98	Anita WŁODARCZYK (POL)	Marszawa (Stadion Narodowy)	28 Aug 16	78.24	DeAnna PRICE (USA)	Des Moines, IA (USA)	27 Jul
79.42	Betty HEIDLER (GER)	Halle	21 May 11	76.75	Brooke ANDERSEN (USA)	Rathdrum, ID (USA)	1 Jun
78.51	Tatyana LYSENKO (RUS)	Cheboksary	5 Jul 12	76.46	Gwen BERRY (USA)	Des Moines, IA (USA)	27 Jul
78.24	DeAnna PRICE (USA)	Des Moines, IA (USA)	27 Jul 19	76.26	Zheng WANG (CHN)	Shenyang (CHN)	10 Jul
77.78	Gwen BERRY (USA)	Chorzów (POL)	8 Jun 18	75.61	Anita WŁODARCZYK (POL)	Turku (FIN)	11 Jun
77.68	Zheng WANG (CHN)	Chengdu	29 Mar 14	75.43	Janeah STEWART (USA)	Bloomington, IN (USA)	22 Jun
77.33	Wenxiu ZHANG (CHN)	Incheon	28 Sep 14	75.23	Malwina KOPRON (POL)	Stadion Slaski, Chorzów (POL)	14 Sep
77.32	Oksana MIANKOVA (BLR)	Minsk (Stayki)	29 Jun 08	75.04	Maqqie EWEN (USA)	Des Moines, IA (USA)	27 Jul
77.26	Gulfiya KHANAFEYeva (RUS)	Tula (Arsenal Stadium)	12 Jun 06	74.95	Hanna MALYSHIK (BLR)	Šamorín (SVK)	9 Mar
77.13	Oksana KONDRATYEVA (RUS)	Zhukovskiy (Meteor)	30 Jun 13	74.84	Alexandra TAVERNIER (FRA)	Chorzów (POL)	16 Jun

# RESULTS



## Hammer Throw Women - Qualification

With qualifying standard of 72.00 (Q) or at least the 12 best performers (q) advance to the Final

### WIND READING INFORMATION UPDATED

RECORDS	RESULT NAME	COUNTRY	AGE	VENUE	DATE
World Record <b>WR</b>	<b>82.98</b> Anita WŁODARCZYK	POL	31	Warszawa (Stadion Narodowy)	28 Aug 2016
Championships Record <b>CR</b>	<b>80.85</b> Anita WŁODARCZYK	POL	30	Beijing (National Stadium)	27 Aug 2015
World Leading <b>WL</b>	<b>78.24</b> DeAnna PRICE	USA	26	Des Moines, IA (USA)	27 Jul 2019
Area Record <b>AR</b>	National Record <b>NR</b>	Personal Best <b>PB</b>	Season Best <b>SB</b>		

### Group A

27 September 2019 16:40 START TIME 25° C TEMPERATURE 67% HUMIDITY  
17:19 END TIME 25° C 67%

PLACE	NAME	COUNTRY	DATE OF BIRTH	ORDER	RESULT	1	2	3
1	Joanna FIODOROW	POL	4 Mar 89	14	<b>73.39</b> Q	73.39		
2	Iryna KLYMETS	UKR	4 Oct 94	6	<b>72.93</b> Q <b>PB</b>	71.51	72.93	
3	Alexandra TAVERNIER	FRA	13 Dec 93	5	<b>72.91</b> Q	72.91		
4	Hanna MALYSHIK	BLR	4 Feb 94	10	<b>72.59</b> Q	71.42	71.03	72.59
5	Gwen BERRY	USA	29 Jun 89	11	<b>71.72</b> q	X	71.72	X
6	Na LUO	CHN	8 Oct 93	3	<b>71.35</b> q	71.35	71.12	X
7	Julia RATCLIFFE	NZL	14 Jul 93	15	<b>70.45</b>	67.07	70.45	68.21
8	Stamatia SCARVELIS	GRE	17 Aug 95	9	<b>69.65</b>	66.53	67.82	69.65
9	Sofiya PALKINA	ANA	9 Jun 98	1	<b>68.53</b>	67.53	68.53	67.26
10	Brooke ANDERSEN	USA	23 Aug 95	4	<b>68.46</b>	66.73	68.46	X
11	Tingting LIU	CHN	29 Oct 90	7	<b>67.11</b>	X	66.91	67.11
12	Sara FANTINI	ITA	16 Sep 97	13	<b>66.58</b>	65.15	66.58	X
13	Barbara ŠPILER	SLO	2 Jan 92	8	<b>65.76</b>	65.55	X	65.76
14	Beatrice Nedberge LLANO	NOR	14 Dec 97	12	<b>65.55</b>	65.55	64.51	65.51
15	Iryna NOVOZHYZLOVA	UKR	7 Jan 86	2	<b>65.31</b>	60.66	65.31	63.63

### Group B

27 September 2019 18:10 START TIME 25° C TEMPERATURE 67% HUMIDITY  
18:48 END TIME 25° C 67%

PLACE	NAME	COUNTRY	DATE OF BIRTH	ORDER	RESULT	1	2	3
1	DeAnna PRICE	USA	8 Jun 93	3	<b>73.77</b> Q	73.77		
2	Zalina PETRIVSKAYA	MDA	5 Feb 88	1	<b>73.40</b> Q	73.40		
3	Hanna SKYDAN	AZE	14 May 92	5	<b>73.32</b> Q <b>SB</b>	X	70.86	73.32
4	Zheng WANG	CHN	14 Dec 87	13	<b>72.65</b> Q	72.65		
5	Martina HRAŠNOVÁ	SVK	21 Mar 83	10	<b>72.01</b> Q	71.85	72.01	
6	Alena SOBALEVA	BLR	11 May 93	4	<b>71.52</b> q <b>SB</b>	70.26	70.28	71.52
7	Malwina KOPRON	POL	16 Nov 94	12	<b>70.46</b>	X	X	70.46
8	Yelizaveta TSAREVA	ANA	26 Mar 93	2	<b>70.35</b>	70.35	68.40	67.54
9	Anastasya KALAMOYETS	BLR	15 Jul 94	14	<b>69.67</b>	X	X	69.67
10	Bianca Florentina GHELBER	ROU	1 Jun 90	6	<b>68.65</b>	68.01	68.65	X
11	Krista TERVO	FIN	15 Nov 97	15	<b>68.25</b>	X	66.47	68.25
12	Laura IGAUNE	LAT	10 Feb 88	8	<b>67.77</b>	67.14	67.77	66.39
13	Réka GYURÁTZ	HUN	31 May 96	11	<b>67.41</b>	67.28	67.41	X
14	Alona SHAMOTINA	UKR	27 Dec 95	9	<b>67.30</b>	64.14	67.30	X
15	Kateřina SAFRÁNKOVÁ	CZE	8 Jun 89	7	<b>65.46</b>	62.65	63.55	65.46

### ALL-TIME TOP LIST

RESULT	NAME	VENUE	DATE
82.98	Anita WŁODARCZYK (POL)	Marszawa (Stadion Narodowy)	28 Aug 16
79.42	Betty HEIDLER (GER)	Halle	21 May 11
78.51	Tatyana LYSENKO (RUS)	Cheboksary	5 Jul 12
78.24	DeAnna PRICE (USA)	Des Moines, IA (USA)	27 Jul 19
77.78	Gwen BERRY (USA)	Chorzów (POL)	8 Jun 18
77.68	Zheng WANG (CHN)	Chengdu	29 Mar 14
77.33	Wenxiu ZHANG (CHN)	Incheon	28 Sep 14
77.32	Oksana MIANKOVA (BLR)	Minsk (Stayki)	29 Jun 08
77.26	Gulfiya KHANAFEYEVA (RUS)	Tula (Arsenal Stadium)	12 Jun 06
77.13	Oksana KONDRATYEVA (RUS)	Zhukovskiy (Meteor)	30 Jun 13

### SEASON TOP LIST

RESULT	NAME	VENUE	2019
78.24	DeAnna PRICE (USA)	Des Moines, IA (USA)	27 Jul
76.75	Brooke ANDERSEN (USA)	Rathdrum, ID (USA)	1 Jun
76.46	Gwen BERRY (USA)	Des Moines, IA (USA)	27 Jul
76.26	Zheng WANG (CHN)	Shenyang (CHN)	10 Jul
75.61	Anita WŁODARCZYK (POL)	Turku (FIN)	11 Jun
75.43	Janeah STEWART (USA)	Bloomington, IN (USA)	22 Jun
75.23	Malwina KOPRON (POL)	Stadion Slaski, Chorzów (POL)	14 Sep
75.04	Maggie EWEN (USA)	Des Moines, IA (USA)	27 Jul
74.95	Hanna MALYSHIK (BLR)	Šamorín (SVK)	9 Mar
74.84	Alexandra TAVERNIER (FRA)	Chorzów (POL)	16 Jun



# RESULTS



## 20 Kilometres Race Walk Women - Final

RECORDS	RESULT NAME	COUNTRY	AGE	VENUE	DATE
World Record <b>WR</b>	1:24:38 Hong LIU	CHN	28	La Coruña	6 Jun 2015
Championships Record <b>CR</b>	1:25:41 Olimpiada IVANOVA	RUS	35	Helsinki (Olympic Stadium)	7 Aug 2005
World Leading <b>WL</b>	1:24:31 Yelena LASHMANOVA	RUS	27	Sochi (RUS)	18 Feb 2019
Area Record <b>AR</b>	National Record <b>NR</b>	Personal Best <b>PB</b>	Season Best <b>SB</b>		

29 September 2019 23:58 START TIME 31° C 71 %  
 TEMPERATURE HUMIDITY  
 01:48 END TIME 31° C 71 %

PLACE	NAME	COUNTRY	DATE of BIRTH	RESULT	RED CARDS
1	Hong LIU	CHN	12 May 87	<b>1:32:53</b>	
2	Shenjie QIEYANG	CHN	11 Nov 90	<b>1:33:10</b>	+ 17
3	Liujing YANG	CHN	22 Aug 98	<b>1:33:17</b>	+ 24
4	Erica ROCHA DE SENA	BRA	3 May 85	<b>1:33:36</b>	+ 43 ~ ~
5	Sandra Lorena ARENAS	COL	17 Sep 93	<b>1:34:16</b>	+ 1:23 ~ ~
6	Kumiko OKADA	JPN	17 Oct 91	<b>1:34:36</b>	+ 1:43 >
7	Nanako FUJII	JPN	7 May 99	<b>1:34:50</b>	+ 1:57 ~
8	María PÉREZ	ESP	29 Apr 96	<b>1:35:43</b>	+ 2:50 ~
9	Ana CABECINHA	POR	29 Apr 84	<b>1:36:31</b>	+ 3:38
10	Jemima MONTAG	AUS	15 Feb 98	<b>1:36:54</b>	+ 4:01 ~ >
11	Saskia FEIGE	GER	13 Aug 97	<b>1:37:14</b>	+ 4:21
12	Mirna ORTÍZ	GUA	28 Feb 87	<b>1:37:32</b>	+ 4:39 ~ ~
13	Antonella PALMISANO	ITA	6 Aug 91	<b>1:37:36</b>	<b>SB</b> + 4:43
14	Darya PALUEKTAVA	BLR	4 Mar 93	<b>1:37:42</b>	+ 4:49
15	Raquel GONZÁLEZ	ESP	16 Nov 89	<b>1:38:02</b>	+ 5:09
16	Yehualeye BELETEW	ETH	31 Jul 98	<b>1:38:11</b>	+ 5:18
17	Valentina TRAPLETTI	ITA	12 Jul 85	<b>1:38:22</b>	+ 5:29 >
18	Karla JARAMILLO	ECU	21 Jan 97	<b>1:38:26</b>	+ 5:33
19	Anežka DRAHOTOVÁ	CZE	22 Jul 95	<b>1:38:29</b>	+ 5:36
20	Nadiya BOROVSKA	UKR	25 Feb 81	<b>1:38:35</b>	<b>SB</b> + 5:42 >
21	Katarzyna ZDZIEBŁO	POL	28 Nov 96	<b>1:38:44</b>	+ 5:51
22	Antigoni DRISBIOTI	GRE	21 Mar 84	<b>1:38:56</b>	+ 6:03
23	Živilė VAICIUKEVIČIŪTĖ	LTU	3 Apr 96	<b>1:39:26</b>	+ 6:33
24	Meryem BEKMEZ	TUR	31 Jul 00	<b>1:39:36</b>	+ 6:43 >
25	Glenda MOREJÓN	ECU	30 May 00	<b>1:39:38</b>	+ 6:45
26	Grace Wanjiru NJUE	KEN	10 Jan 79	<b>1:39:58</b>	+ 7:05
27	Alana BARBER	NZL	8 Jul 87	<b>1:40:59</b>	+ 8:06 ~ ~
28	Angela CASTRO	BOL	21 Feb 93	<b>1:41:15</b>	+ 8:22
29	Inna KASHYNA	UKR	27 Sep 91	<b>1:41:44</b>	+ 8:51
30	Siu Nga CHING	HKG	11 Feb 87	<b>1:42:55</b>	+ 10:02
31	Yana SMERDOVA	ANA	7 Feb 98	<b>1:43:49</b>	+ 10:56 >
32	Valeria ORTUÑO	MEX	27 May 98	<b>1:43:51</b>	+ 10:58
33	Laura GARCÍA-CARO	ESP	16 Apr 95	<b>1:44:05</b>	+ 11:12 ~ ~ ~
34	Rachel SEAMAN	CAN	14 Jan 86	<b>1:45:40</b>	+ 12:47 >
35	Maria MICHTA-COFFEY	USA	23 Jun 86	<b>1:46:02</b>	<b>SB</b> + 13:09
36	Noelia VARGAS	CRC	17 Apr 00	<b>1:46:30</b>	+ 13:37 >
37	Ilse GUERRERO	MEX	24 Mar 93	<b>1:46:32</b>	+ 13:39 ~
38	Mayra PÉREZ	GUA	20 Dec 88	<b>1:46:42</b>	+ 13:49
39	Viktória MADARÁSZ	HUN	12 May 85	<b>1:47:38</b>	+ 14:45 ~
	Leyde GUERRA	PER	27 Sep 98	<b>DNF</b>	
	Viviane LYRA	BRA	29 Jul 93	<b>DNF</b>	~ >
	Chahinez NASRI	TUN	3 Jun 96	<b>DNF</b>	
	Katie HAYWARD	AUS	23 Jul 00	<b>DQ</b> 230.7(c)	~ ~ ~ ~
	Ayşe TEKDAL	TUR	28 Oct 99	<b>DQ</b> 230.7(c)	~ ~ ~ ~
	Jiayu YANG	CHN	18 Feb 96	<b>DQ</b> 230.7(c)	~ ~ ~ ~

**RESULTS**  
**20 Kilometres Race Walk Women**

**NOTE** BIB 676 (Laura GARCÍA-CARO) - 120sec Penalty Zone  
IAAF Rule 230.7(c) - Fourth red card

**INTERMEDIATE TIMES**

1 KM	5:02	Erica ROCHA DE SENA	2 KM	9:44	Shenjie QIEYANG
3 KM	14:34	Meryem BEKMEZ	4 KM	19:14	Meryem BEKMEZ
5 KM	24:01	Shenjie QIEYANG	6 KM	28:49	Meryem BEKMEZ
7 KM	33:39	Saskia FEIGE	8 KM	38:31	Meryem BEKMEZ
9 KM	43:11	Hong LIU	10 KM	47:51	Hong LIU
11 KM	52:32	Erica ROCHA DE SENA	12 KM	57:09	Erica ROCHA DE SENA
13 KM	1:01:47	Shenjie QIEYANG	14 KM	1:06:26	Shenjie QIEYANG
15 KM	1:11:02	Shenjie QIEYANG	16 KM	1:15:36	Shenjie QIEYANG
17 KM	1:20:02	Shenjie QIEYANG	18 KM	1:24:27	Hong LIU
19 KM	1:28:44	Hong LIU			

**ALL-TIME TOP LIST**

**SEASON TOP LIST**

RESULT	NAME	VENUE	DATE	RESULT	NAME	VENUE	2019
1:23:39	Yelena LASHMANOVA (RUS)	Cheboksary (RUS)	9 Jun 18	1:24:31	Yelena LASHMANOVA (RUS)	Sochi (RUS)	18 Feb
1:24:38	Hong LIU (CHN)	La Coruña	6 Jun 15	1:25:29	Glenda MOREJÓN (ECU)	La Coruna (ESP)	8 Jun
1:24:47	Elmira ALEMBEKOVA (RUS)	Sochi	27 Feb 15	1:25:34	Jiayu YANG (CHN)	La Coruna (ESP)	8 Jun
1:24:50	Olimpiada IVANOVA (RUS)	Adler	4 Mar 01	1:25:37	Shenjie QIEYANG (CHN)	Huangshan (CHN)	10 Mar
1:24:56	Olqa KANISKINA (RUS)	Adler	28 Feb 09	1:25:56	Hong LIU (CHN)	La Coruna (ESP)	8 Jun
1:25:03	Marina PANDAKOVA (RUS)	Sochi	27 Feb 15	1:27:15	Liujing YANG (CHN)	Huangshan (CHN)	10 Mar
1:25:04	Svetlana VASILYEVA (RUS)	Sochi	27 Feb 15	1:27:24	Quanming WU (CHN)	Huangshan (CHN)	10 Mar
1:25:08	Vera SOKOLOVA (RUS)	Sochi	26 Feb 11	1:27:38	Erica ROCHA DE SENA (BRA)	La Coruna (ESP)	8 Jun
1:25:11	Anisya KORNIKOVA-KIRDYAPKINA (RUS)	Sochi	26 Feb 11	1:27:41	Kumiko OKADA (JPN)	La Coruna (ESP)	8 Jun
1:25:12	Xiuzhi LYU (CHN)	Beijing	20 Mar 15	1:27:46	Eleonora Anna GIORGI (ITA)	Podebrady (CZE)	6 Apr

# RACE ANALYSIS

## 20 Kilometres Race Walk Women - Final



29 September 2019 23:58 START TIME 31° C 71 %  
TEMPERATURE HUMIDITY  
01:48 END TIME 31° C 71 %

1	1 KM	2	2 KM	3	3 KM	4	4 KM	5	5 KM	6	6 KM	7	7 KM	8	8 KM	9	9 KM	10	10 KM
11	11 KM	12	12 KM	13	13 KM	14	14 KM	15	15 KM	16	16 KM	17	17 KM	18	18 KM	19	19 KM		

<b>1 Hong LIU</b>										<b>CHN</b> 12 May 87										<b>1:32:53</b>
1	5:03	2	4:42	3	4:49	4	4:40	5	4:47	6	4:48	7	4:51	8	4:51	9	4:40	10	4:40	
	5:03 (11)		9:45 (7)		14:34 (2)		19:14 (3)		24:01 (6)		28:49 (2)		33:40 (8)		38:31 (3)		43:11 (1)		47:51 (1)	
11	4:43	12	4:36	13	4:37	14	4:39	15	4:36	16	4:34	17	4:27	18	4:24	19	4:17			
	52:34 (4)		57:10 (6)		1:01:47 (4)		1:06:26 (5)		1:11:02 (2)		1:15:36 (2)		1:20:03 (2)		1:24:27 (1)		1:28:44 (1)			

<b>2 Shenjie QIEYANG</b>										<b>CHN</b> 11 Nov 90										<b>1:33:10</b>
1	5:02	2	4:42	3	4:50	4	4:40	5	4:47	6	4:48	7	4:51	8	4:51	9	4:40	10	4:40	
	5:02 (2)		9:44 (1)		14:34 (3)		19:14 (2)		24:01 (1)		28:49 (10)		33:40 (6)		38:31 (2)		43:11 (2)		47:51 (3)	
11	4:43	12	4:35	13	4:38	14	4:39	15	4:36	16	4:34	17	4:26	18	4:25	19	4:21			
	52:34 (3)		57:09 (4)		1:01:47 (1)		1:06:26 (1)		1:11:02 (1)		1:15:36 (1)		1:20:02 (1)		1:24:27 (2)		1:28:48 (2)			

<b>3 Liuqing YANG</b>										<b>CHN</b> 22 Aug 98										<b>1:33:17</b>
1	5:02	2	4:43	3	4:50	4	4:39	5	4:47	6	4:48	7	4:51	8	4:51	9	4:40	10	4:40	
	5:02 (10)		9:45 (20)		14:35 (16)		19:14 (6)		24:01 (15)		28:49 (4)		33:40 (10)		38:31 (10)		43:11 (6)		47:51 (2)	
11	4:43	12	4:35	13	4:38	14	4:39	15	4:36	16	4:34	17	4:27	18	4:25	19	4:23			
	52:34 (5)		57:09 (3)		1:01:47 (2)		1:06:26 (2)		1:11:02 (3)		1:15:36 (3)		1:20:03 (3)		1:24:28 (3)		1:28:51 (3)			

<b>4 Erica ROCHA DE SENA</b>										<b>BRA</b> 3 May 85										<b>1:33:36</b>
1	5:02	2	4:42	3	4:51	4	4:39	5	4:47	6	4:48	7	4:51	8	4:51	9	4:40	10	4:40	
	5:02 (1)		9:44 (2)		14:35 (10)		19:14 (7)		24:01 (4)		28:49 (9)		33:40 (12)		38:31 (9)		43:11 (5)		47:51 (7)	
11	4:41	12	4:37	13	4:38	14	4:39	15	4:36	16	4:34	17	4:27	18	4:30	19	4:31			
	52:32 (1)		57:09 (1)		1:01:47 (3)		1:06:26 (3)		1:11:02 (4)		1:15:36 (4)		1:20:03 (4)		1:24:33 (5)		1:29:04 (4)			

<b>5 Sandra Lorena ARENAS</b>										<b>COL</b> 17 Sep 93										<b>1:34:16</b>	~ ~
1	5:03	2	4:42	3	4:50	4	4:39	5	4:47	6	4:48	7	4:51	8	4:51	9	4:41	10	4:39		
	5:03 (12)		9:45 (16)		14:35 (19)		19:14 (10)		24:01 (11)		28:49 (12)		33:40 (13)		38:31 (13)		43:12 (7)		47:51 (6)		
11	4:43	12	4:35	13	4:38	14	4:40	15	4:37	16	4:37	17	4:32	18	4:34	19	4:42				
	52:34 (6)		57:09 (5)		1:01:47 (6)		1:06:27 (6)		1:11:04 (6)		1:15:41 (6)		1:20:13 (6)		1:24:47 (6)		1:29:29 (5)				

<b>6 Kumiko OKADA</b>										<b>JPN</b> 17 Oct 91										<b>1:34:36</b>	~ ~
1	5:02	2	4:43	3	4:50	4	4:40	5	4:47	6	4:50	7	4:51	8	4:51	9	4:47	10	4:44		
	5:02 (5)		9:45 (12)		14:35 (13)		19:15 (18)		24:02 (18)		28:52 (18)		33:43 (22)		38:34 (20)		43:21 (18)		48:05 (14)		
11	4:47	12	4:37	13	4:35	14	4:39	15	4:43	16	4:37	17	4:38	18	4:44	19	4:43				
	52:52 (13)		57:29 (8)		1:02:04 (7)		1:06:43 (7)		1:11:26 (8)		1:16:03 (8)		1:20:41 (8)		1:25:25 (8)		1:30:08 (6)				

<b>7 Nanako FUJII</b>										<b>JPN</b> 7 May 99										<b>1:34:50</b>	>
1	5:03	2	4:43	3	4:50	4	4:40	5	4:47	6	4:49	7	4:52	8	4:50	9	4:47	10	4:45		
	5:03 (20)		9:46 (25)		14:36 (25)		19:16 (20)		24:03 (22)		28:52 (20)		33:44 (23)		38:34 (21)		43:21 (19)		48:06 (16)		
11	4:46	12	4:39	13	4:34	14	4:38	15	4:43	16	4:36	17	4:39	18	4:44	19	4:43				
	52:52 (15)		57:31 (9)		1:02:05 (8)		1:06:43 (8)		1:11:26 (7)		1:16:02 (7)		1:20:41 (7)		1:25:25 (7)		1:30:08 (7)				

<b>8 María PÉREZ</b>										<b>ESP</b> 29 Apr 96										<b>1:35:43</b>	~
1	5:03	2	4:46	3	4:50	4	4:42	5	4:44	6	4:48	7	4:50	8	4:49	9	4:44	10	4:49		
	5:03 (24)		9:49 (34)		14:39 (28)		19:21 (26)		24:05 (24)		28:53 (24)		33:43 (21)		38:32 (14)		43:16 (13)		48:05 (15)		
11	4:47	12	4:43	13	4:51	14	4:50	15	4:42	16	4:47	17	4:50	18	4:49	19	4:37				
	52:52 (14)		57:35 (12)		1:02:26 (11)		1:07:16 (9)		1:11:58 (9)		1:16:45 (9)		1:21:35 (9)		1:26:24 (9)		1:31:01 (8)				

<b>9 Ana CABECINHA</b>										<b>POR</b> 29 Apr 84										<b>1:36:31</b>	~
1	5:04	2	4:44	3	4:50	4	4:43	5	4:44	6	4:48	7	4:49	8	4:50	9	4:45	10	4:48		
	5:04 (32)		9:48 (30)		14:38 (27)		19:21 (28)		24:05 (26)		28:53 (22)		33:42 (19)		38:32 (15)		43:17 (14)		48:05 (13)		
11	4:47	12	4:49	13	4:55	14	4:52	15	4:48	16	4:52	17	4:53	18	4:51	19	4:49				
	52:52 (16)		57:41 (15)		1:02:36 (13)		1:07:28 (13)		1:12:16 (12)		1:17:08 (10)		1:22:01 (10)		1:26:52 (10)		1:31:41 (9)				

<b>10 Jemima MONTAG</b>										<b>AUS</b> 15 Feb 98										<b>1:36:54</b>	
1	5:03	2	4:42	3	4:50	4	4:40	5	4:46	6	4:48	7	4:51	8	4:51	9	4:44	10	4:50		
	5:03 (21)		9:45 (17)		14:35 (17)		19:15 (14)		24:01 (10)		28:49 (11)		33:40 (11)		38:31 (12)		43:15 (12)		48:05 (11)		
11	4:47	12	4:44	13	4:50	14	4:52	15	4:55	16	4:56	17	4:56	18	4:58	19	5:00				
	52:52 (12)		57:36 (13)		1:02:26 (12)		1:07:18 (10)		1:12:13 (10)		1:17:09 (11)		1:22:05 (11)		1:27:03 (11)		1:32:03 (10)				



**RACE ANALYSIS**  
**20 Kilometres Race Walk Women**

<b>11 Saskia FEIGE</b>										GER	13 Aug 97	<b>1:37:14</b>							
1	5:03	2	4:42	3	4:50	4	4:39	5	4:47	6	4:48	7	4:50	8	4:52	9	4:42	10	4:40
	5:03 (25)		9:45 (21)		14:35 (18)		19:14 (12)		24:01 (14)		28:49 (16)		<b>33:39 (1)</b>		38:31 (7)		43:13 (11)		47:53 (9)
11	4:46	12	4:48	13	4:56	14	4:55	15	4:58	16	4:56	17	5:06	18	5:03	19	5:04		
	52:39 (8)		57:27 (7)		1:02:23 (9)		1:07:18 (11)		1:12:16 (11)		1:17:12 (12)		1:22:18 (12)		1:27:21 (12)		1:32:25 (11)		
<b>12 Mirna ORTÍZ</b>										GUA	28 Feb 87	<b>1:37:32</b>							
1	5:04	2	4:44	3	4:49	4	4:45	5	4:45	6	4:50	7	4:57	8	4:59	9	4:59	10	4:57
	5:04 (31)		9:48 (32)		14:37 (26)		19:22 (30)		24:07 (28)		28:57 (29)		33:54 (27)		38:53 (28)		43:52 (26)		48:49 (25)
11	4:56	12	4:53	13	4:53	14	5:01	15	5:00	16	4:51	17	4:50	18	5:03	19	4:44		
	53:45 (25)		58:38 (24)		1:03:31 (22)		1:08:32 (21)		1:13:32 (20)		1:18:23 (18)		1:23:13 (17)		1:28:16 (17)		1:33:00 (15)		
<b>13 Antonella PALMISANO</b>										ITA	6 Aug 91	<b>1:37:36</b>	SB						
1	5:06	2	4:43	3	4:50	4	4:42	5	4:44	6	4:49	7	4:50	8	4:51	9	4:45	10	4:45
	5:06 (37)		9:49 (33)		14:39 (32)		19:21 (27)		24:05 (25)		28:54 (28)		33:44 (25)		38:35 (23)		43:20 (15)		48:05 (12)
11	4:46	12	4:44	13	4:50	14	4:55	15	4:57	16	5:00	17	5:02	18	5:08	19	5:07		
	52:51 (11)		57:35 (11)		1:02:25 (10)		1:07:20 (12)		1:12:17 (13)		1:17:17 (13)		1:22:19 (13)		1:27:27 (13)		1:32:34 (12)		
<b>14 Darya PALUEKTAVA</b>										BLR	4 Mar 93	<b>1:37:42</b>							
1	5:04	2	4:43	3	4:52	4	4:43	5	4:47	6	4:45	7	4:47	8	4:51	9	4:49	10	4:49
	5:04 (30)		9:47 (26)		14:39 (29)		19:22 (31)		24:09 (29)		28:54 (27)		33:41 (15)		38:32 (17)		43:21 (17)		48:10 (18)
11	4:54	12	4:56	13	4:53	14	5:01	15	5:03	16	5:05	17	5:07	18	5:00	19	4:46		
	53:04 (18)		58:00 (18)		1:02:53 (17)		1:07:54 (17)		1:12:57 (16)		1:18:02 (16)		1:23:09 (16)		1:28:09 (16)		1:32:55 (13)		
<b>15 Raquel GONZÁLEZ</b>										ESP	16 Nov 89	<b>1:38:02</b>							
1	5:03	2	4:45	3	4:51	4	4:43	5	4:43	6	4:48	7	4:50	8	4:50	9	4:48	10	4:45
	5:03 (22)		9:48 (31)		14:39 (30)		19:22 (29)		24:05 (27)		28:53 (23)		33:43 (20)		38:33 (19)		43:21 (16)		48:06 (17)
11	4:50	12	4:50	13	4:50	14	4:53	15	5:04	16	5:06	17	5:09	18	5:07	19	5:05		
	52:56 (17)		57:46 (16)		1:02:36 (14)		1:07:29 (14)		1:12:33 (14)		1:17:39 (14)		1:22:48 (15)		1:27:55 (15)		1:33:00 (14)		
<b>16 Yehualeye BELETEW</b>										ETH	31 Jul 98	<b>1:38:11</b>							
1	5:03	2	4:42	3	4:50	4	4:39	5	4:47	6	4:48	7	4:51	8	4:51	9	4:42	10	4:44
	5:03 (17)		9:45 (18)		14:35 (15)		19:14 (8)		24:01 (9)		28:49 (13)		33:40 (7)		38:31 (11)		43:13 (10)		47:57 (10)
11	4:44	12	4:55	13	5:00	14	5:03	15	5:02	16	5:03	17	5:04	18	5:06	19	5:07		
	52:41 (10)		57:36 (14)		1:02:36 (15)		1:07:39 (15)		1:12:41 (15)		1:17:44 (15)		1:22:48 (14)		1:27:54 (14)		1:33:01 (16)		
<b>17 Valentina TRAPLETTI</b>										ITA	12 Jul 85	<b>1:38:22</b>							
1	5:06	2	4:46	3	4:50	4	4:48	5	4:51	6	4:51	7	4:53	8	4:55	9	4:54	10	4:53
	5:06 (38)		9:52 (36)		14:42 (36)		19:30 (35)		24:21 (34)		29:12 (32)		34:05 (31)		39:00 (29)		43:54 (28)		48:47 (24)
11	4:54	12	4:54	13	4:52	14	4:52	15	4:55	16	4:56	17	5:03	18	5:06	19	5:09		
	53:41 (24)		58:35 (23)		1:03:27 (20)		1:08:19 (18)		1:13:14 (18)		1:18:10 (17)		1:23:13 (18)		1:28:19 (18)		1:33:28 (17)		
<b>18 Karla JARAMILLO</b>										ECU	21 Jan 97	<b>1:38:26</b>							
1	5:02	2	4:43	3	4:50	4	4:40	5	4:47	6	4:49	7	4:51	8	4:52	9	4:54	10	4:54
	5:02 (4)		9:45 (14)		14:35 (12)		19:15 (19)		24:02 (21)		28:51 (17)		33:42 (17)		38:34 (22)		43:28 (23)		48:22 (20)
11	4:57	12	5:01	13	5:02	14	5:01	15	4:59	16	5:03	17	5:02	18	5:03	19	5:01		
	53:19 (19)		58:20 (19)		1:03:22 (19)		1:08:23 (20)		1:13:22 (19)		1:18:25 (20)		1:23:27 (19)		1:28:30 (19)		1:33:31 (18)		
<b>19 Anežka DRAHOTOVÁ</b>										CZE	22 Jul 95	<b>1:38:29</b>							
1	5:02	2	4:43	3	4:50	4	4:39	5	4:48	6	4:48	7	4:51	8	4:51	9	4:51	10	4:55
	5:02 (7)		9:45 (8)		14:35 (6)		19:14 (11)		24:02 (16)		28:50 (15)		33:41 (14)		38:32 (16)		43:23 (20)		48:18 (19)
11	5:02	12	5:02	13	5:07	14	5:11	15	5:03	16	5:06	17	5:07	18	4:57	19	4:57		
	53:20 (20)		58:22 (20)		1:03:29 (21)		1:08:40 (23)		1:13:43 (22)		1:18:49 (22)		1:23:56 (23)		1:28:53 (21)		1:33:50 (20)		
<b>20 Nadiya BOROVSKA</b>										UKR	25 Feb 81	<b>1:38:35</b>	SB						
1	5:03	2	4:44	3	4:53	4	4:50	5	4:52	6	4:53	7	4:57	8	4:56	9	4:54	10	4:53
	5:03 (26)		9:47 (28)		14:40 (35)		19:30 (36)		24:22 (35)		29:15 (34)		34:12 (32)		39:08 (31)		44:02 (31)		48:55 (28)
11	4:57	12	4:56	13	4:53	14	4:57	15	4:59	16	5:05	17	5:04	18	5:00	19	4:57		
	53:52 (28)		58:48 (26)		1:03:41 (25)		1:08:38 (22)		1:13:37 (21)		1:18:42 (21)		1:23:46 (20)		1:28:46 (20)		1:33:43 (19)		
<b>21 Katarzyna ZDZIEBŁO</b>										POL	28 Nov 96	<b>1:38:44</b>							
1	5:11	2	4:58	3	4:58	4	5:00	5	5:02	6	4:59	7	4:58	8	5:01	9	5:00	10	4:59
	5:11 (42)		10:09 (41)		15:07 (41)		20:07 (40)		25:09 (40)		30:08 (39)		35:06 (37)		40:07 (36)		45:07 (35)		50:06 (33)
11	5:01	12	4:56	13	4:57	14	4:54	15	4:53	16	4:52	17	4:50	18	4:47	19	4:47		
	55:07 (33)		1:00:03 (31)		1:05:00 (30)		1:09:54 (30)		1:14:47 (28)		1:19:39 (27)		1:24:29 (27)		1:29:16 (24)		1:34:03 (22)		
<b>22 Antigoni DRISBIOTI</b>										GRE	21 Mar 84	<b>1:38:56</b>							
1	5:04	2	4:46	3	4:50	4	4:46	5	4:46	6	4:50	7	4:53	8	4:55	9	4:59	10	5:01
	5:04 (34)		9:50 (35)		14:40 (34)		19:26 (32)		24:12 (31)		29:02 (30)		33:55 (28)		38:50 (27)		43:49 (25)		48:50 (26)
11	4:59	12	5:02	13	5:00	14	5:01	15	5:02	16	5:01	17	4:58	18	5:01	19	5:01		
	53:49 (26)		58:51 (27)		1:03:51 (26)		1:08:52 (26)		1:13:54 (26)		1:18:55 (23)		1:23:53 (22)		1:28:54 (22)		1:33:55 (21)		



**RACE ANALYSIS**  
**20 Kilometres Race Walk Women**

<b>23 Živilė VAICIUKEVIČIŪTĖ</b>										LTU	3 Apr 96	<b>1:39:26</b>									
1	5:03	2	4:42	3	4:51	4	4:41	5	4:45	6	4:49	7	4:50	8	4:52	9	4:53	10	4:57		
	5:03 (28)		9:45 (23)		14:36 (20)		19:17 (21)		24:02 (19)		28:51 (16)		33:41 (16)		38:33 (18)		43:26 (22)		48:23 (21)		
11	5:00	12	5:03	13	5:07	14	5:07	15	5:09	16	5:12	17	5:08	18	5:10	19	5:09				
	53:23 (21)		58:26 (21)		1:03:33 (23)		1:08:40 (24)		1:13:49 (24)		1:19:01 (26)		1:24:09 (24)		1:29:19 (25)		1:34:28 (24)				
<b>24 Meryem BEKMEZ</b>										TUR	31 Jul 00	<b>1:39:36</b>									
1	5:02	2	4:42	3	4:50	4	4:40	5	4:47	6	4:48	7	4:50	8	4:52	9	4:40	10	4:41		
	5:02 (8)		9:44 (5)		<b>14:34 (1)</b>		<b>19:14 (1)</b>		24:01 (2)		<b>28:49 (1)</b>		33:39 (2)		<b>38:31 (1)</b>		43:11 (4)		47:52 (8)		
11	4:47	12	5:16	13	5:27	14	5:01	15	5:27	16	5:08	17	5:27	18	5:15	19	5:18				
	52:39 (9)		57:55 (17)		1:03:22 (18)		1:08:23 (19)		1:13:50 (25)		1:18:58 (25)		1:24:25 (26)		1:29:40 (26)		1:34:58 (25)				
<b>25 Glenda MOREJÓN</b>										ECU	30 May 00	<b>1:39:38</b>									
1	5:03	2	4:42	3	4:49	4	4:40	5	4:47	6	4:48	7	4:51	8	4:51	9	4:40	10	4:40		
	5:03 (14)		9:45 (10)		14:34 (5)		19:14 (5)		24:01 (3)		28:49 (3)		33:40 (5)		38:31 (4)		43:11 (3)		47:51 (5)		
11	4:45	12	4:58	13	5:04	14	5:10	15	5:20	16	5:16	17	5:23	18	5:26	19	5:12				
	52:36 (7)		57:34 (10)		1:02:38 (16)		1:07:48 (16)		1:13:08 (17)		1:18:24 (19)		1:23:47 (21)		1:29:13 (23)		1:34:25 (23)				
<b>26 Grace Wanjiru NJUE</b>										KEN	10 Jan 79	<b>1:39:58</b>									
1	5:02	2	4:42	3	4:50	4	4:40	5	4:47	6	4:48	7	4:50	8	4:52	9	4:52	10	5:03		
	5:02 (3)		9:44 (3)		14:34 (4)		19:14 (9)		24:01 (12)		28:49 (8)		33:39 (3)		38:31 (6)		43:23 (21)		48:26 (22)		
11	5:08	12	5:13	13	5:14	14	5:19	15	5:19	16	5:12	17	5:10	18	4:59	19	4:58				
	53:34 (23)		58:47 (25)		1:04:01 (27)		1:09:20 (27)		1:14:39 (27)		1:19:51 (28)		1:25:01 (28)		1:30:00 (28)		1:34:58 (26)				
<b>27 Alana BARBER</b>										NZL	8 Jul 87	<b>1:40:59</b>									
1	5:02	2	4:43	3	4:50	4	4:42	5	4:45	6	4:50	7	4:50	8	4:53	9	4:55	10	4:59		
	5:02 (9)		9:45 (22)		14:35 (14)		19:17 (23)		24:02 (20)		28:52 (19)		33:42 (18)		38:35 (24)		43:30 (24)		48:29 (23)		
11	5:02	12	5:04	13	5:05	14	5:01	15	5:04	16	5:11	17	5:18	18	5:33	19	5:34				
	53:31 (22)		58:35 (22)		1:03:40 (24)		1:08:41 (25)		1:13:45 (23)		1:18:56 (24)		1:24:14 (25)		1:29:47 (27)		1:35:21 (27)				
<b>28 Angela CASTRO</b>										BOL	21 Feb 93	<b>1:41:15</b>									
1	5:03	2	4:42	3	4:51	4	4:41	5	4:47	6	4:50	7	4:54	8	4:56	9	5:10	10	5:07		
	5:03 (27)		9:45 (9)		14:36 (21)		19:17 (24)		24:04 (23)		28:54 (26)		33:48 (26)		38:44 (25)		43:54 (27)		49:01 (29)		
11	5:08	12	5:13	13	5:10	14	5:17	15	5:14	16	5:14	17	5:14	18	5:18	19	5:17				
	54:09 (29)		59:22 (29)		1:04:32 (29)		1:09:49 (29)		1:15:03 (30)		1:20:17 (29)		1:25:31 (29)		1:30:49 (29)		1:36:06 (28)				
<b>29 Inna KASHYNA</b>										UKR	27 Sep 91	<b>1:41:44</b>									
1	5:03	2	4:44	3	4:52	4	4:48	5	4:50	6	4:53	7	4:49	8	5:01	9	4:55	10	4:58		
	5:03 (29)		9:47 (29)		14:39 (33)		19:27 (33)		24:17 (32)		29:10 (31)		33:59 (29)		39:00 (30)		43:55 (29)		48:53 (27)		
11	4:57	12	5:06	13	5:20	14	5:19	15	5:24	16	5:21	17	5:26	18	5:22	19	5:19				
	53:50 (27)		58:56 (28)		1:04:16 (28)		1:09:35 (28)		1:14:59 (29)		1:20:20 (30)		1:25:46 (30)		1:31:08 (30)		1:36:27 (29)				
<b>30 Siu Nga CHING</b>										HKG	11 Feb 87	<b>1:42:55</b>									
1	5:08	2	4:52	3	4:55	4	5:00	5	5:04	6	4:53	7	4:57	8	5:02	9	5:09	10	5:06		
	5:08 (40)		10:00 (39)		14:55 (38)		19:55 (38)		24:59 (38)		29:52 (38)		34:49 (35)		39:51 (34)		45:00 (34)		50:06 (32)		
11	5:01	12	5:07	13	5:17	14	5:21	15	5:18	16	5:19	17	5:21	18	5:22	19	5:22				
	55:07 (32)		1:00:14 (32)		1:05:31 (31)		1:10:52 (31)		1:16:10 (31)		1:21:29 (31)		1:26:50 (31)		1:32:12 (31)		1:37:34 (30)				
<b>31 Yana SMERDOVA</b>										ANA	7 Feb 98	<b>1:43:49</b>									
1	5:09	2	5:00	3	5:00	4	5:06	5	5:05	6	5:05	7	5:07	8	5:06	9	5:12	10	5:13		
	5:09 (41)		10:09 (42)		15:09 (42)		20:15 (42)		25:20 (42)		30:25 (41)		35:32 (41)		40:38 (41)		45:50 (40)		51:03 (38)		
11	5:15	12	5:14	13	5:14	14	5:18	15	5:17	16	5:17	17	5:22	18	5:24	19	5:23				
	56:18 (38)		1:01:32 (37)		1:06:46 (34)		1:12:04 (34)		1:17:21 (34)		1:22:38 (33)		1:28:00 (33)		1:33:24 (33)		1:38:47 (32)				
<b>32 Valeria ORTUÑO</b>										MEX	27 May 98	<b>1:43:51</b>									
1	5:03	2	4:42	3	4:50	4	4:42	5	4:53	6	5:03	7	5:17	8	5:26	9	5:28	10	5:31		
	5:03 (16)		9:45 (19)		14:35 (11)		19:17 (22)		24:10 (30)		29:13 (33)		34:30 (34)		39:56 (35)		45:24 (36)		50:55 (36)		
11	5:16	12	5:10	13	5:19	14	5:16	15	5:22	16	5:22	17	5:23	18	5:24	19	5:30				
	56:11 (36)		1:01:21 (34)		1:06:40 (33)		1:11:56 (32)		1:17:18 (33)		1:22:40 (34)		1:28:03 (34)		1:33:27 (34)		1:38:57 (33)				
<b>33 Laura GARCÍA-CARO</b>										ESP	16 Apr 95	<b>1:44:05</b>									
1	5:05	2	4:48	3	4:52	4	4:52	5	4:52	6	4:51	7	4:53	8	4:56	9	5:00	10	5:03		
	5:05 (35)		9:53 (37)		14:45 (37)		19:37 (37)		24:29 (36)		29:20 (35)		34:13 (33)		39:09 (32)		44:09 (32)		49:12 (30)		
11	5:09	12	5:11	13	7:25	14	5:06	15	5:09	16	5:19	17	5:23	18	5:23	19	5:29				
	54:21 (30)		59:32 (30)		1:06:57 (35)		1:12:03 (33)		1:17:12 (32)		1:22:31 (32)		1:27:54 (32)		1:33:17 (32)		1:38:46 (31)				
<b>34 Rachel SEAMAN</b>										CAN	14 Jan 86	<b>1:45:40</b>									
1	5:14	2	5:00	3	4:59	4	5:05	5	5:03	6	5:05	7	5:06	8	5:09	9	5:12	10	5:15		
	5:14 (44)		10:14 (43)		15:13 (43)		20:18 (43)		25:21 (43)		30:26 (43)		35:32 (42)		40:41 (42)		45:53 (41)		51:08 (39)		
11	5:21	12	5:25	13	5:25	14	5:25	15	5:31	16	5:33	17	5:33	18	5:32	19	5:28				
	56:29 (39)		1:01:54 (39)		1:07:19 (39)		1:12:44 (39)		1:18:15 (37)		1:23:48 (37)		1:29:21 (35)		1:34:53 (35)		1:40:21 (34)				



**RACE ANALYSIS**  
**20 Kilometres Race Walk Women**

<b>35 Maria MICHTA-COFFEY</b>										USA	23 Jun 86	<b>1:46:02</b>	>							
1	5:15	2	5:03	3	5:04	4	5:13	5	5:16	6	5:19	7	5:15	8	5:18	9	5:18	10	5:18	SB
	5:15 (45)		10:18 (45)		15:22 (45)		20:35 (45)		25:51 (45)		31:10 (45)		36:25 (44)		41:43 (44)		47:01 (43)		52:19 (42)	
11	5:12	12	5:15	13	5:23	14	5:23	15	5:24	16	5:31	17	5:30	18	5:25	19	5:26			
	57:31 (42)		1:02:46 (42)		1:08:09 (41)		1:13:32 (41)		1:18:56 (40)		1:24:27 (40)		1:29:57 (39)		1:35:22 (36)		1:40:48 (35)			
<b>36 Noelia VARGAS</b>										CRC	17 Apr 00	<b>1:46:30</b>								
1	5:03	2	4:42	3	4:50	4	4:40	5	4:46	6	4:52	7	5:08	8	5:19	9	5:24	10	5:39	
	5:03 (18)		9:45 (11)		14:35 (7)		19:15 (16)		24:01 (13)		28:53 (21)		34:01 (30)		39:20 (33)		44:44 (33)		50:23 (34)	
11	5:36	12	5:31	13	5:32	14	5:36	15	5:46	16	5:45	17	5:38	18	5:44	19	5:52			
	55:59 (35)		1:01:30 (36)		1:07:02 (37)		1:12:38 (37)		1:18:24 (39)		1:24:09 (39)		1:29:47 (38)		1:35:31 (38)		1:41:23 (37)			
<b>37 Ilse GUERRERO</b>										MEX	24 Mar 93	<b>1:46:32</b>	>							
1	5:03	2	4:41	3	4:51	4	4:39	5	4:47	6	4:48	7	4:55	8	5:01	9	5:15	10	5:21	
	5:03 (13)		9:44 (6)		14:35 (9)		19:14 (13)		24:01 (5)		28:49 (14)		33:44 (24)		38:45 (26)		44:00 (30)		49:21 (31)	
11	5:27	12	5:33	13	5:52	14	5:55	15	5:41	16	5:56	17	5:46	18	5:53	19	5:45			
	54:48 (31)		1:00:21 (33)		1:06:13 (32)		1:12:08 (35)		1:17:49 (35)		1:23:45 (36)		1:29:31 (36)		1:35:24 (37)		1:41:09 (36)			
<b>38 Mayra PÉREZ</b>										GUA	20 Dec 88	<b>1:46:42</b>	~							
1	5:08	2	4:52	3	5:02	4	5:06	5	5:08	6	5:09	7	5:11	8	5:14	9	5:23	10	5:27	
	5:08 (39)		10:00 (40)		15:02 (40)		20:08 (41)		25:16 (41)		30:25 (42)		35:36 (43)		40:50 (43)		46:13 (42)		51:40 (41)	
11	5:30	12	5:31	13	5:35	14	5:39	15	5:45	16	5:30	17	5:17	18	5:28	19	5:31			
	57:10 (41)		1:02:41 (41)		1:08:16 (42)		1:13:55 (42)		1:19:40 (42)		1:25:10 (42)		1:30:27 (40)		1:35:55 (40)		1:41:26 (38)			
<b>39 Viktória MADARÁSZ</b>										HUN	12 May 85	<b>1:47:38</b>								
1	5:12	2	5:06	3	5:02	4	5:04	5	5:01	6	5:03	7	5:03	8	5:06	9	5:09	10	5:11	
	5:12 (43)		10:18 (44)		15:20 (44)		20:24 (44)		25:25 (44)		30:28 (44)		35:31 (40)		40:37 (40)		45:46 (38)		50:57 (37)	
11	5:16	12	5:21	13	5:29	14	5:36	15	5:37	16	5:47	17	5:43	18	6:05	19	5:53			
	56:13 (37)		1:01:34 (38)		1:07:03 (38)		1:12:39 (38)		1:18:16 (38)		1:24:03 (38)		1:29:46 (37)		1:35:51 (39)		1:41:44 (39)			
<b>Viviane LYRA</b>										BRA	29 Jul 93	<b>DNF</b>	~							
1	5:05	2	4:54	3	4:56	4	5:01	5	5:06	6	5:14	7	5:12	8	5:07	9	5:14	10	5:23	
	5:05 (36)		9:59 (38)		14:55 (39)		19:56 (39)		25:02 (39)		30:16 (40)		35:28 (39)		40:35 (38)		45:49 (39)		51:12 (40)	
11	5:27	12	5:30	13	5:36	14	5:41	15	5:45	16	5:36									
	56:39 (40)		1:02:09 (40)		1:07:45 (40)		1:13:26 (40)		1:19:11 (41)		1:24:47 (41)									
<b>Chahinez NASRI</b>										TUN	3 Jun 96	<b>DNF</b>	~ >							
1	5:03	2	4:44	3	4:52	4	4:49	5	5:03	6	5:15	7	5:20	8	5:30					
	5:03 (19)		9:47 (27)		14:39 (31)		19:28 (34)		24:31 (37)		29:46 (37)		35:06 (38)		40:36 (39)					
11																				
<b>Leyde GUERRA</b>										PER	27 Sep 98	<b>DNF</b>								
1	5:03	2	4:42	3	4:51	4	4:44	5	4:58	6	5:09	7	5:23	8	5:29	9	5:18	10	5:04	
	5:03 (23)		9:45 (15)		14:36 (23)		19:20 (25)		24:18 (33)		29:27 (36)		34:50 (36)		40:19 (37)		45:37 (37)		50:41 (35)	
11	5:09	12	5:34	13	5:38	14	5:17	15	5:43	16	5:25									
	55:50 (34)		1:01:24 (35)		1:07:02 (36)		1:12:19 (36)		1:18:02 (36)		1:23:27 (35)									
<b>Ayşe TEKDAL</b>										TUR	28 Oct 99	<b>DQ</b> 230.7(c)								
1	5:04	2	4:42	3	4:50	4	4:39	5	4:46	6	4:48	7	4:51	8	4:51	9	4:41			
	5:04 (33)		9:46 (24)		14:36 (24)		19:15 (15)		24:01 (7)		28:49 (7)		33:40 (9)		38:31 (8)		43:12 (8)			
11																				
<b>Katie HAYWARD</b>										AUS	23 Jul 00	<b>DQ</b> 230.7(c)	~ ~ ~							
1	5:03	2	4:42	3	4:51	4	4:39	5	4:47	6	4:52									
	5:03 (15)		9:45 (13)		14:36 (22)		19:15 (17)		24:02 (17)		28:54 (25)									
11																				
<b>Jiayu YANG</b>										CHN	18 Feb 96	<b>DQ</b> 230.7(c)	~ ~ ~							
1	5:02	2	4:42	3	4:51	4	4:39	5	4:47	6	4:48	7	4:51	8	4:51	9	4:41	10	4:39	
	5:02 (6)		9:44 (4)		14:35 (8)		19:14 (4)		24:01 (8)		28:49 (5)		33:40 (4)		38:31 (5)		43:12 (9)		47:51 (4)	
11	4:42	12	4:36	13	4:38	14	4:39	15	4:36	16	4:35	17	4:28	18	4:25					
	52:33 (2)		57:09 (2)		1:01:47 (5)		1:06:26 (4)		1:11:02 (5)		1:15:37 (5)		1:20:05 (5)		1:24:30 (4)					

**NOTE** BIB 676 (Laura GARCÍA-CARO) - 120sec Penalty Zone  
IAAF Rule 230.7(c) - Fourth red card

# RESULTS



## 50 Kilometres Race Walk Women - Final

RECORDS	RESULT NAME	COUNTRY	AGE	VENUE	DATE
World Record <b>WR</b>	<b>3:59:15</b> Hong LIU	CHN	32	Huangshan (CHN)	9 Mar 2019
Championships Record <b>CR</b>	<b>4:05:56</b> Inês HENRIQUES	POR	37	London (The Mall)	13 Aug 2017
World Leading <b>WL</b>	<b>3:57:08</b> Klavdiya AFANASYEVA	RUS	23	Cheboksary (RUS)	15 Jun 2019
Area Record <b>AR</b>	National Record <b>NR</b>	Personal Best <b>PB</b>	Season Best <b>SB</b>		

28 September 2019 23:30 START TIME 31° C 74 %  
TEMPERATURE HUMIDITY  
04:54 END TIME 30° C 70 %

PLACE	NAME	COUNTRY	DATE of BIRTH	RESULT	RED CARDS
1	Rui LIANG	CHN	18 Jun 94	<b>4:23:26</b>	
2	Maocuo LI	CHN	20 Oct 92	<b>4:26:40</b>	+ 3:14
3	Eleonora Anna GIORGI	ITA	14 Sep 89	<b>4:29:13</b>	+ 5:47 ~
4	Olena SOBCHUK	UKR	23 Nov 95	<b>4:33:38</b>	+ 10:12
5	Faying MA	CHN	30 Aug 93	<b>4:34:56</b>	+ 11:30
6	Khrystyna YUDKINA	UKR	4 Dec 84	<b>4:36:00</b>	+ 12:34
7	Magaly BONILLA	ECU	8 Feb 92	<b>4:37:03</b>	+ 13:37
8	Júlia TAKÁCS	ESP	29 Jun 89	<b>4:38:20</b>	+ 14:54
9	Paola PÉREZ	ECU	21 Dec 89	<b>4:38:54</b>	+ 15:28
10	Maria JUÁREZ	ESP	27 Sep 93	<b>4:39:28</b>	+ 16:02 >
11	Masumi FUCHISE	JPN	2 Sep 86	<b>4:41:02</b>	+ 17:36
12	Nastassia YATSEVICH	BLR	18 Jan 85	<b>4:44:01</b>	+ 20:35
13	Nadzeya DARAZHUK	BLR	23 Jan 90	<b>4:47:26</b>	+ 24:00 >
14	Angeliki MAKRI	GRE	25 Sep 78	<b>4:54:09</b>	+ 30:43
15	Mara RIBEIRO	POR	11 May 95	<b>4:58:44</b>	+ 35:18
16	Elianay PEREIRA	BRA	11 May 84	<b>5:11:26</b>	+ 48:00 >
17	Katie BURNETT	USA	7 Oct 88	<b>5:23:05</b>	+ 59:39
	Mariavittoria BECCHETTI	ITA	12 Dec 94	<b>DNF</b>	
	Nicole COLOMBI	ITA	29 Dec 95	<b>DNF</b>	
	Mária CZAKOVÁ	SVK	2 Oct 88	<b>DNF</b>	
	Inês HENRIQUES	POR	1 May 80	<b>DNF</b>	
	Valentyna MYRONCHUK	UKR	10 Aug 94	<b>DNF</b>	
	Ivana RENIĆ	CRO	21 Aug 96	<b>DNF</b>	
	Tiia KUIKKA	FIN	30 Nov 94	<b>DNS</b>	

**RESULTS**  
**50 Kilometres Race Walk Women**

**INTERMEDIATE TIMES**

1 KM	5:17	Eleonora Anna GIORGI	2 KM	11:03	Eleonora Anna GIORGI
3 KM	16:46	Inês HENRIQUES	4 KM	22:23	Eleonora Anna GIORGI
5 KM	27:46	Maocuo LI	6 KM	33:12	Maocuo LI
7 KM	38:33	Maocuo LI	8 KM	44:06	Eleonora Anna GIORGI
9 KM	49:43	Inês HENRIQUES	10 KM	55:18	Eleonora Anna GIORGI
11 KM	1:00:38	Maocuo LI	12 KM	1:06:05	Inês HENRIQUES
13 KM	1:11:28	Maocuo LI	14 KM	1:16:51	Maocuo LI
15 KM	1:22:13	Maocuo LI	16 KM	1:27:34	Inês HENRIQUES
17 KM	1:32:52	Inês HENRIQUES	18 KM	1:38:12	Rui LIANG
19 KM	1:43:27	Rui LIANG	20 KM	1:48:51	Rui LIANG
21 KM	1:54:11	Maocuo LI	22 KM	1:59:30	Maocuo LI
23 KM	2:04:45	Rui LIANG	24 KM	2:09:56	Rui LIANG
25 KM	2:15:04	Rui LIANG	26 KM	2:20:16	Rui LIANG
27 KM	2:25:25	Rui LIANG	28 KM	2:30:32	Rui LIANG
29 KM	2:35:43	Rui LIANG	30 KM	2:40:54	Rui LIANG
31 KM	2:46:01	Rui LIANG	32 KM	2:51:02	Rui LIANG
33 KM	2:56:04	Rui LIANG	34 KM	3:01:13	Rui LIANG
35 KM	3:06:15	Rui LIANG	36 KM	3:11:23	Rui LIANG
37 KM	3:16:30	Rui LIANG	38 KM	3:21:38	Rui LIANG
39 KM	3:26:44	Rui LIANG	40 KM	3:31:55	Rui LIANG
41 KM	3:37:02	Rui LIANG	42 KM	3:42:14	Rui LIANG
43 KM	3:47:22	Rui LIANG	44 KM	3:52:34	Rui LIANG
45 KM	3:57:43	Rui LIANG	46 KM	4:02:58	Rui LIANG
47 KM	4:08:08	Rui LIANG	48 KM	4:13:20	Rui LIANG
49 KM	4:18:24	Rui LIANG			

ALL-TIME TOP LIST				SEASON TOP LIST			
RESULT	NAME	VENUE	DATE	RESULT	NAME	VENUE	2019
3:57:08	Klavdiya AFANASYEVA (RUS)	Cheboksary (RUS)	15 Jun 19	3:57:08	Klavdiya AFANASYEVA (RUS)	Cheboksary (RUS)	15 Jun
3:59:15	Hong LIU (CHN)	Huangshan (CHN)	9 Mar 19	3:59:15	Hong LIU (CHN)	Huangshan (CHN)	9 Mar
4:03:51	Maocuo LI (CHN)	Huangshan (CHN)	9 Mar 19	4:03:51	Maocuo LI (CHN)	Huangshan (CHN)	9 Mar
4:04:36	Rui LIANG (CHN)	Taicang	5 May 18	4:04:50	Eleonora Anna GIORGI (ITA)	Alytus (LTU)	19 May
4:04:50	Eleonora Anna GIORGI (ITA)	Alytus (LTU)	19 May 19	4:05:46	Júlia TAKÁCS (ESP)	Alytus (LTU)	19 May
4:05:46	Júlia TAKÁCS (ESP)	Alytus (LTU)	19 May 19	4:05:58	Marqarita NIKIFOROVA (RUS)	Cheboksary (RUS)	15 Jun
4:05:56	Inês HENRIQUES (POR)	London (The Mall)	13 Aug 17	4:07:30	Faying MA (CHN)	Huangshan (CHN)	9 Mar
4:05:58	Marqarita NIKIFOROVA (RUS)	Cheboksary (RUS)	15 Jun 19	4:11:01	Raquel GONZÁLEZ (ESP)	El Vendrell (ESP)	10 Feb
4:07:30	Faying MA (CHN)	Huangshan (CHN)	9 Mar 19	4:11:12	Johana ORDÓÑEZ (ECU)	Lima (PER)	11 Aug
4:08:58	Hang YIN (CHN)	London (The Mall)	13 Aug 17	4:12:44	Claire TALLENT (AUS)	Santee, CA (USA)	26 Jan



# RACE ANALYSIS

## 50 Kilometres Race Walk Women - Final



28 September 2019 23:30 START TIME 31° C 74 %  
TEMPERATURE HUMIDITY  
04:54 END TIME 30° C 70 %

1	1 KM	2	2 KM	3	3 KM	4	4 KM	5	5 KM	6	6 KM	7	7 KM	8	8 KM	9	9 KM	10	10 KM
11	11 KM	12	12 KM	13	13 KM	14	14 KM	15	15 KM	16	16 KM	17	17 KM	18	18 KM	19	19 KM	20	20 KM
21	21 KM	22	22 KM	23	23 KM	24	24 KM	25	25 KM	26	26 KM	27	27 KM	28	28 KM	29	29 KM	30	30 KM
31	31 KM	32	32 KM	33	33 KM	34	34 KM	35	35 KM	36	36 KM	37	37 KM	38	38 KM	39	39 KM	40	40 KM
41	41 KM	42	42 KM	43	43 KM	44	44 KM	45	45 KM	46	46 KM	47	47 KM	48	48 KM	49	49 KM		

**1 Rui LIANG** CHN 18 Jun 94 **4:23:26**

1	5:38	2	5:33	3	5:36	4	5:36	5	5:24	6	5:26	7	5:20	8	5:33	9	5:38	10	5:35
	5:38 (6)		11:11 (6)		16:47 (4)		22:23 (2)		27:47 (3)		33:13 (2)		38:33 (3)		44:06 (2)		49:44 (3)		55:19 (3)
11	5:21	12	5:25	13	5:23	14	5:24	15	5:21	16	5:21	17	5:18	18	5:20	19	5:15	20	5:24
	1:00:40 (4)		1:06:05 (2)		1:11:28 (3)		1:16:52 (2)		1:22:13 (2)		1:27:34 (2)		1:32:52 (2)		<b>1:38:12 (1)</b>		<b>1:43:27 (1)</b>		<b>1:48:51 (1)</b>
21	5:20	22	5:19	23	5:15	24	5:11	25	5:08	26	5:12	27	5:09	28	5:07	29	5:11	30	5:11
	1:54:11 (3)		1:59:30 (2)		<b>2:04:45 (1)</b>		<b>2:09:56 (1)</b>		<b>2:15:04 (1)</b>		<b>2:20:16 (1)</b>		<b>2:25:25 (1)</b>		<b>2:30:32 (1)</b>		<b>2:35:43 (1)</b>		<b>2:40:54 (1)</b>
31	5:07	32	5:01	33	5:02	34	5:09	35	5:02	36	5:08	37	5:07	38	5:08	39	5:06	40	5:11
	<b>2:46:01 (1)</b>		<b>2:51:02 (1)</b>		<b>2:56:04 (1)</b>		<b>3:01:13 (1)</b>		<b>3:06:15 (1)</b>		<b>3:11:23 (1)</b>		<b>3:16:30 (1)</b>		<b>3:21:38 (1)</b>		<b>3:26:44 (1)</b>		<b>3:31:55 (1)</b>
41	5:07	42	5:12	43	5:08	44	5:12	45	5:09	46	5:15	47	5:10	48	5:12	49	5:04		
	<b>3:37:02 (1)</b>		<b>3:42:14 (1)</b>		<b>3:47:22 (1)</b>		<b>3:52:34 (1)</b>		<b>3:57:43 (1)</b>		<b>4:02:58 (1)</b>		<b>4:08:08 (1)</b>		<b>4:13:20 (1)</b>		<b>4:18:24 (1)</b>		

**2 Maocuo LI** CHN 20 Oct 92 **4:26:40**

1	5:39	2	5:33	3	5:35	4	5:36	5	5:23	6	5:26	7	5:21	8	5:33	9	5:38	10	5:35
	5:39 (7)		11:12 (7)		16:47 (7)		22:23 (4)		<b>27:46 (1)</b>		<b>33:12 (1)</b>		<b>38:33 (1)</b>		44:06 (3)		49:44 (4)		55:19 (4)
11	5:19	12	5:28	13	5:22	14	5:23	15	5:22	16	5:41	17	5:12	18	5:18	19	5:14	20	5:23
	<b>1:00:38 (1)</b>		1:06:06 (4)		<b>1:11:28 (1)</b>		<b>1:16:51 (1)</b>		<b>1:22:13 (1)</b>		1:27:54 (4)		1:33:06 (4)		1:38:24 (3)		1:43:38 (3)		1:49:01 (3)
21	5:10	22	5:19	23	5:16	24	5:17	25	5:15	26	5:15	27	5:12	28	5:09	29	5:07	30	5:10
	<b>1:54:11 (1)</b>		<b>1:59:30 (1)</b>		2:04:46 (2)		2:10:03 (2)		2:15:18 (2)		2:20:33 (2)		2:25:45 (2)		2:30:54 (2)		2:36:01 (2)		2:41:11 (2)
31	5:10	32	5:18	33	5:14	34	5:19	35	5:13	36	5:10	37	5:05	38	5:16	39	5:14	40	5:24
	2:46:21 (2)		2:51:39 (2)		2:56:53 (2)		3:02:12 (2)		3:07:25 (2)		3:12:35 (2)		3:17:40 (2)		3:22:56 (2)		3:28:10 (2)		3:33:34 (2)
41	5:17	42	5:22	43	5:17	44	5:22	45	5:19	46	5:26	47	5:17	48	5:22	49	5:17		
	3:38:51 (2)		3:44:13 (2)		3:49:30 (2)		3:54:52 (2)		4:00:11 (2)		4:05:37 (2)		4:10:54 (2)		4:16:16 (2)		4:21:33 (2)		

**3 Eleonora Anna GIORGI** ITA 14 Sep 89 **4:29:13**

1	5:17	2	5:46	3	5:43	4	5:37	5	5:24	6	5:26	7	5:20	8	5:33	9	5:37	10	5:35
	<b>5:17 (1)</b>		<b>11:03 (1)</b>		16:46 (2)		<b>22:23 (1)</b>		27:47 (2)		33:13 (3)		38:33 (2)		<b>44:06 (1)</b>		49:43 (2)		<b>55:18 (1)</b>
11	5:22	12	5:25	13	5:23	14	5:26	15	5:21	16	5:20	17	5:25	18	5:32	19	5:19	20	5:20
	1:00:40 (3)		1:06:05 (3)		1:11:28 (4)		1:16:54 (4)		1:22:15 (4)		1:27:35 (3)		1:33:00 (3)		1:38:32 (4)		1:43:51 (4)		1:49:11 (4)
21	5:17	22	5:23	23	5:20	24	5:17	25	5:13	26	5:24	27	5:19	28	5:28	29	5:26	30	5:25
	1:54:28 (4)		1:59:51 (4)		2:05:11 (4)		2:10:28 (4)		2:15:41 (3)		2:21:05 (3)		2:26:24 (3)		2:31:52 (3)		2:37:18 (3)		2:42:43 (3)
31	5:24	32	5:25	33	5:27	34	5:38	35	5:30	36	5:22	37	5:10	38	5:21	39	5:14	40	5:14
	2:48:07 (3)		2:53:32 (3)		2:58:59 (3)		3:04:37 (3)		3:10:07 (3)		3:15:29 (3)		3:20:39 (3)		3:26:00 (3)		3:31:14 (3)		3:36:28 (3)
41	5:15	42	5:22	43	5:20	44	5:26	45	5:19	46	5:08	47	5:16	48	5:16	49	5:10		
	3:41:43 (3)		3:47:05 (3)		3:52:25 (3)		3:57:51 (3)		4:03:10 (3)		4:08:18 (3)		4:13:34 (3)		4:18:50 (3)		4:24:00 (3)		

**4 Olena SOBCHUK** UKR 23 Nov 95 **4:33:38**

1	5:38	2	5:33	3	5:36	4	5:36	5	5:35	6	5:37	7	5:34	8	5:37	9	5:28	10	5:30
	5:38 (5)		11:11 (4)		16:47 (5)		22:23 (6)		27:58 (6)		33:35 (7)		39:09 (7)		44:46 (6)		50:14 (6)		55:44 (6)
11	5:28	12	5:29	13	5:34	14	5:35	15	5:29	16	5:31	17	5:25	18	5:25	19	5:24	20	5:26
	1:01:12 (5)		1:06:41 (5)		1:12:15 (5)		1:17:50 (5)		1:23:19 (6)		1:28:50 (5)		1:34:15 (5)		1:39:40 (5)		1:45:04 (5)		1:50:30 (5)
21	5:21	22	5:25	23	5:22	24	5:26	25	5:18	26	5:28	27	5:18	28	5:18	29	5:13	30	5:18
	1:55:51 (5)		2:01:16 (5)		2:06:38 (5)		2:12:04 (5)		2:17:22 (5)		2:22:50 (5)		2:28:08 (5)		2:33:26 (5)		2:38:39 (5)		2:43:57 (5)
31	5:10	32	5:17	33	5:18	34	5:24	35	5:20	36	5:29	37	5:26	38	5:35	39	5:33	40	5:38
	2:49:07 (5)		2:54:24 (4)		2:59:42 (4)		3:05:06 (4)		3:10:26 (4)		3:15:55 (4)		3:21:21 (4)		3:26:56 (4)		3:32:29 (4)		3:38:07 (4)
41	5:39	42	5:41	43	5:36	44	5:42	45	5:33	46	5:35	47	5:30	48	5:31	49	5:28		
	3:43:46 (4)		3:49:27 (4)		3:55:03 (4)		4:00:45 (4)		4:06:18 (4)		4:11:53 (4)		4:17:23 (4)		4:22:54 (4)		4:28:22 (4)		

**5 Faying MA** CHN 30 Aug 93 **4:34:56**

1	5:23	2	5:41	3	5:43	4	5:39	5	5:32	6	5:37	7	5:34	8	5:37	9	5:32	10	5:37
	5:23 (2)		11:04 (2)		16:47 (6)		22:26 (14)		27:58 (10)		33:35 (8)		39:09 (6)		44:46 (7)		50:18 (7)		55:55 (7)
11	5:36	12	5:36	13	5:31	14	5:33	15	5:29	16	5:31	17	5:27	18	5:34	19	5:29	20	5:34
	1:01:31 (7)		1:07:07 (7)		1:12:38 (7)		1:18:11 (7)		1:23:40 (7)		1:29:11 (7)		1:34:38 (7)		1:40:12 (7)		1:45:41 (7)		1:51:15 (7)
21	5:32	22	5:38	23	5:29	24	5:36	25	5:30	26	5:37	27	5:33	28	5:36	29	5:31	30	5:34
	1:56:47 (7)		2:02:25 (7)		2:07:54 (7)		2:13:30 (7)		2:19:00 (7)		2:24:37 (7)		2:30:10 (7)		2:35:46 (7)		2:41:17 (7)		2:46:51 (7)
31	5:31	32	5:37	33	5:33	34	5:35	35	5:30	36	5:32	37	5:28	38	5:34	39	5:26	40	5:33
	2:52:22 (7)		2:57:59 (7)		3:03:32 (7)		3:09:07 (7)		3:14:37 (7)		3:20:09 (7)		3:25:37 (6)		3:31:11 (6)		3:36:37 (6)		3:42:10 (6)
41	5:28	42	5:30	43	5:22	44	5:24	45	5:13	46	5:19	47	5:11	48	5:18	49	5:04		
	3:47:38 (6)		3:53:08 (6)		3:58:30 (6)		4:03:54 (6)		4:09:07 (5)		4:14:26 (5)		4:19:37 (5)		4:24:55 (5)		4:29:59 (5)		



**RACE ANALYSIS**  
**50 Kilometres Race Walk Women**

6 Khrystyna YUDKINA										UKR		4 Dec 84		4:36:00					
1	5:40	2	5:32	3	5:34	4	5:37	5	5:34	6	5:38	7	5:34	8	5:36	9	5:26	10	5:33
	5:40 (13)		11:12 (11)		16:46 (3)		22:23 (5)		27:57 (5)		33:35 (6)		39:09 (5)		44:45 (5)		50:11 (5)		55:44 (5)
11	5:33	12	5:25	13	5:33	14	5:35	15	5:29	16	5:31	17	5:44	18	5:24	19	5:26	20	5:25
	1:01:17 (6)		1:06:42 (6)		1:12:15 (6)		1:17:50 (6)		1:23:19 (5)		1:28:50 (6)		1:34:34 (6)		1:39:58 (6)		1:45:24 (6)		1:50:49 (6)
21	5:25	22	5:29	23	5:25	24	5:21	25	5:17	26	5:24	27	5:31	28	5:41	29	5:27	30	5:30
	1:56:14 (6)		2:01:43 (6)		2:07:08 (6)		2:12:29 (6)		2:17:46 (6)		2:23:10 (6)		2:28:41 (6)		2:34:22 (6)		2:39:49 (6)		2:45:19 (6)
31	5:33	32	5:29	33	5:35	34	5:33	35	5:28	36	5:37	37	5:35	38	5:45	39	5:38	40	5:41
	2:50:52 (6)		2:56:21 (6)		3:01:56 (6)		3:07:29 (6)		3:12:57 (6)		3:18:34 (5)		3:24:09 (5)		3:29:54 (5)		3:35:32 (5)		3:41:13 (5)
41	5:36	42	5:41	43	5:36	44	5:40	45	5:31	46	5:32	47	5:27	48	5:21	49	5:13		
	3:46:49 (5)		3:52:30 (5)		3:58:06 (5)		4:03:46 (5)		4:09:17 (6)		4:14:49 (6)		4:20:16 (6)		4:25:37 (6)		4:30:50 (6)		

7 Magaly BONILLA										ECU		8 Feb 92		4:37:03					
1	5:39	2	5:33	3	5:35	4	5:37	5	5:34	6	5:38	7	5:33	8	5:38	9	5:37	10	5:37
	5:39 (8)		11:12 (8)		16:47 (8)		22:24 (9)		27:58 (9)		33:36 (11)		39:09 (11)		44:47 (11)		50:24 (12)		56:01 (12)
11	5:37	12	5:39	13	5:39	14	5:44	15	5:43	16	5:39	17	5:35	18	5:37	19	5:37	20	5:36
	1:01:38 (12)		1:07:17 (12)		1:12:56 (12)		1:18:40 (12)		1:24:23 (12)		1:30:02 (12)		1:35:37 (10)		1:41:14 (11)		1:46:51 (12)		1:52:27 (11)
21	5:29	22	5:37	23	5:34	24	5:33	25	5:32	26	5:35	27	5:33	28	5:33	29	5:32	30	5:40
	1:57:56 (11)		2:03:33 (13)		2:09:07 (12)		2:14:40 (12)		2:20:09 (10)		2:25:44 (11)		2:31:17 (11)		2:36:50 (12)		2:42:22 (12)		2:48:02 (11)
31	5:36	32	5:38	33	5:33	34	5:37	35	5:35	36	5:39	37	5:33	38	5:37	39	5:34	40	5:34
	2:53:38 (8)		2:59:16 (11)		3:04:49 (10)		3:10:26 (10)		3:16:01 (11)		3:21:40 (11)		3:27:13 (9)		3:32:50 (8)		3:38:24 (10)		3:43:58 (9)
41	5:32	42	5:28	43	5:22	44	5:27	45	5:26	46	5:12	47	5:06	48	5:15	49	5:08		
	3:49:30 (9)		3:54:58 (9)		4:00:20 (9)		4:05:47 (9)		4:11:13 (7)		4:16:25 (7)		4:21:31 (7)		4:26:46 (7)		4:31:54 (7)		

8 Júlia TAKÁCS										ESP		29 Jun 89		4:38:20					
1	5:39	2	5:33	3	5:35	4	5:37	5	5:34	6	5:37	7	5:34	8	5:38	9	5:37	10	5:37
	5:39 (9)		11:12 (10)		16:47 (9)		22:24 (7)		27:58 (7)		33:35 (5)		39:09 (9)		44:47 (10)		50:24 (11)		56:01 (8)
11	5:36	12	5:39	13	5:40	14	5:44	15	5:43	16	5:39	17	5:35	18	5:37	19	5:36	20	5:37
	1:01:37 (9)		1:07:16 (10)		1:12:56 (11)		1:18:40 (9)		1:24:23 (10)		1:30:02 (11)		1:35:37 (11)		1:41:14 (10)		1:46:50 (9)		1:52:27 (9)
21	5:29	22	5:37	23	5:33	24	5:34	25	5:29	26	5:35	27	5:33	28	5:33	29	5:32	30	5:40
	1:57:56 (10)		2:03:33 (8)		2:09:06 (10)		2:14:40 (10)		2:20:09 (9)		2:25:44 (9)		2:31:17 (9)		2:36:50 (9)		2:42:22 (9)		2:48:02 (9)
31	5:37	32	5:36	33	5:34	34	5:37	35	5:35	36	5:39	37	5:33	38	5:37	39	5:33	40	5:35
	2:53:39 (11)		2:59:15 (8)		3:04:49 (8)		3:10:26 (8)		3:16:01 (8)		3:21:40 (8)		3:27:13 (7)		3:32:50 (7)		3:38:23 (8)		3:43:58 (7)
41	5:32	42	5:27	43	5:23	44	5:27	45	5:26	46	5:32	47	5:20	48	5:28	49	5:21		
	3:49:30 (8)		3:54:57 (7)		4:00:20 (7)		4:05:47 (8)		4:11:13 (9)		4:16:45 (8)		4:22:05 (8)		4:27:33 (8)		4:32:54 (8)		

9 Paola PÉREZ										ECU		21 Dec 89		4:38:54					
1	5:39	2	5:33	3	5:36	4	5:36	5	5:35	6	5:38	7	5:32	8	5:38	9	5:37	10	5:37
	5:39 (10)		11:12 (9)		16:48 (12)		22:24 (11)		27:59 (12)		33:37 (12)		39:09 (13)		44:47 (9)		50:24 (9)		56:01 (10)
11	5:36	12	5:39	13	5:40	14	5:44	15	5:43	16	5:39	17	5:35	18	5:37	19	5:37	20	5:36
	1:01:37 (10)		1:07:16 (9)		1:12:56 (10)		1:18:40 (8)		1:24:23 (9)		1:30:02 (10)		1:35:37 (9)		1:41:14 (9)		1:46:51 (10)		1:52:27 (10)
21	5:30	22	5:36	23	5:34	24	5:33	25	5:29	26	5:35	27	5:33	28	5:33	29	5:32	30	5:40
	1:57:57 (12)		2:03:33 (9)		2:09:07 (11)		2:14:40 (11)		2:20:09 (11)		2:25:44 (10)		2:31:17 (10)		2:36:50 (11)		2:42:22 (10)		2:48:02 (10)
31	5:37	32	5:36	33	5:34	34	5:37	35	5:35	36	5:39	37	5:33	38	5:37	39	5:33	40	5:35
	2:53:39 (10)		2:59:15 (9)		3:04:49 (9)		3:10:26 (9)		3:16:01 (10)		3:21:40 (9)		3:27:13 (8)		3:32:50 (9)		3:38:23 (7)		3:43:58 (8)
41	5:32	42	5:28	43	5:22	44	5:27	45	5:26	46	5:33	47	5:32	48	5:36	49	5:28		
	3:49:30 (7)		3:54:58 (8)		4:00:20 (8)		4:05:47 (7)		4:11:13 (8)		4:16:46 (9)		4:22:18 (9)		4:27:54 (9)		4:33:22 (9)		

10 Maria JUÁREZ										ESP		27 Sep 93		4:39:28					
1	5:42	2	5:36	3	5:38	4	5:42	5	5:39	6	5:42	7	5:38	8	5:36	9	5:39	10	5:35
	5:42 (17)		11:18 (15)		16:56 (16)		22:38 (17)		28:17 (18)		33:59 (18)		39:37 (17)		45:13 (18)		50:52 (18)		56:27 (18)
11	5:35	12	5:34	13	5:39	14	5:37	15	5:38	16	5:38	17	5:34	18	5:38	19	5:35	20	5:37
	1:02:02 (18)		1:07:36 (18)		1:13:15 (18)		1:18:52 (18)		1:24:30 (19)		1:30:08 (18)		1:35:42 (18)		1:41:21 (17)		1:46:56 (17)		1:52:33 (17)
21	5:35	22	5:33	23	5:34	24	5:36	25	5:32	26	5:34	27	5:35	28	5:41	29	5:39	30	5:34
	1:58:08 (16)		2:03:41 (15)		2:09:15 (15)		2:14:51 (15)		2:20:23 (14)		2:25:57 (14)		2:31:32 (15)		2:37:13 (15)		2:42:52 (13)		2:48:26 (13)
31	5:34	32	5:37	33	5:33	34	5:37	35	5:36	36	5:36	37	5:36	38	5:35	39	5:33	40	5:32
	2:54:00 (13)		2:59:37 (13)		3:05:10 (13)		3:10:47 (12)		3:16:23 (12)		3:21:59 (12)		3:27:35 (11)		3:33:10 (11)		3:38:43 (11)		3:44:15 (10)
41	5:26	42	5:32	43	5:31	44	5:28	45	5:30	46	5:32	47	5:26	48	5:37	49	5:39		
	3:49:41 (10)		3:55:13 (10)		4:00:44 (10)		4:06:12 (10)		4:11:42 (10)		4:17:14 (10)		4:22:40 (10)		4:28:17 (10)		4:33:56 (10)		



**RACE ANALYSIS**  
**50 Kilometres Race Walk Women**

**11 Masumi FUCHISE JPN 2 Sep 86 4:41:02**

1	5:42	2	5:38	3	5:36	4	5:42	5	5:39	6	5:42	7	5:39	8	5:34	9	5:34	10	5:36
	5:42 (18)		11:20 (17)		16:56 (17)		22:38 (16)		28:17 (16)		33:59 (17)		39:38 (18)		45:12 (17)		50:46 (16)		56:22 (16)
11	5:34	12	5:35	13	5:32	14	5:37	15	5:43	16	5:39	17	5:35	18	5:38	19	5:36	20	5:36
	1:01:56 (15)		1:07:31 (15)		1:13:03 (15)		1:18:40 (13)		1:24:23 (14)		1:30:02 (14)		1:35:37 (13)		1:41:15 (14)		1:46:51 (14)		1:52:27 (14)
21	5:29	22	5:37	23	5:30	24	5:33	25	6:11	26	5:20	27	5:18	28	5:25	29	5:32	30	5:40
	1:57:56 (9)		2:03:33 (11)		2:09:03 (8)		2:14:36 (8)		2:20:47 (15)		2:26:07 (15)		2:31:25 (14)		2:36:50 (13)		2:42:22 (11)		2:48:02 (12)
31	5:36	32	5:38	33	5:33	34	5:38	35	5:34	36	5:39	37	5:34	38	5:37	39	5:33	40	6:01
	2:53:38 (9)		2:59:16 (10)		3:04:49 (11)		3:10:27 (11)		3:16:01 (9)		3:21:40 (10)		3:27:14 (10)		3:32:51 (10)		3:38:24 (9)		3:44:25 (11)
41	5:23	42	5:34	43	5:32	44	6:18	45	5:36	46	5:41	47	5:36	48	5:40	49	5:40		
	3:49:48 (11)		3:55:22 (11)		4:00:54 (11)		4:07:12 (11)		4:12:48 (11)		4:18:29 (11)		4:24:05 (11)		4:29:45 (11)		4:35:25 (11)		

**12 Nastassia YATSEVICH BLR 18 Jan 85 4:44:01**

1	5:42	2	5:41	3	5:38	4	5:39	5	5:37	6	5:42	7	5:38	8	5:35	9	5:33	10	5:39
	5:42 (19)		11:23 (20)		17:01 (18)		22:40 (18)		28:17 (15)		33:59 (16)		39:37 (16)		45:12 (16)		50:45 (15)		56:24 (17)
11	5:36	12	5:35	13	5:34	14	5:40	15	5:36	16	5:39	17	5:34	18	5:38	19	5:35	20	5:36
	1:02:00 (17)		1:07:35 (17)		1:13:09 (17)		1:18:49 (17)		1:24:25 (17)		1:30:04 (17)		1:35:38 (16)		1:41:16 (16)		1:46:51 (13)		1:52:27 (13)
21	5:30	22	5:36	23	5:34	24	5:34	25	5:33	26	5:36	27	5:31	28	5:48	29	5:49	30	5:37
	1:57:57 (13)		2:03:33 (10)		2:09:07 (13)		2:14:41 (14)		2:20:14 (13)		2:25:50 (13)		2:31:21 (13)		2:37:09 (14)		2:42:58 (15)		2:48:35 (14)
31	5:33	32	5:58	33	5:47	34	5:40	35	5:27	36	5:38	37	5:34	38	5:47	39	5:39	40	5:41
	2:54:08 (14)		3:00:06 (14)		3:05:53 (14)		3:11:33 (14)		3:17:00 (13)		3:22:38 (13)		3:28:12 (12)		3:33:59 (12)		3:39:38 (12)		3:45:19 (12)
41	5:43	42	5:47	43	5:47	44	5:49	45	5:48	46	5:49	47	5:57	48	5:54	49	5:59		
	3:51:02 (12)		3:56:49 (12)		4:02:36 (12)		4:08:25 (12)		4:14:13 (12)		4:20:02 (12)		4:25:59 (12)		4:31:53 (12)		4:37:52 (12)		

**13 Nadzeya DARAZHUK BLR 23 Jan 90 4:47:26**

1	5:40	2	5:41	3	5:41	4	5:43	5	5:35	6	5:38	7	5:38	8	5:33	9	5:37	10	5:36
	5:40 (12)		11:21 (18)		17:02 (20)		22:45 (19)		28:20 (19)		33:58 (15)		39:36 (15)		45:09 (15)		50:46 (17)		56:22 (15)
11	5:35	12	5:34	13	5:35	14	5:35	15	5:42	16	5:39	17	5:36	18	5:37	19	5:37	20	5:41
	1:01:57 (16)		1:07:31 (16)		1:13:06 (16)		1:18:41 (16)		1:24:23 (11)		1:30:02 (9)		1:35:38 (15)		1:41:15 (13)		1:46:52 (15)		1:52:33 (16)
21	5:40	22	5:43	23	5:27	24	5:37	25	6:03	26	5:48	27	5:38	28	5:31	29	5:36	30	5:28
	1:58:13 (17)		2:03:56 (17)		2:09:23 (16)		2:15:00 (16)		2:21:03 (16)		2:26:51 (16)		2:32:29 (16)		2:38:00 (16)		2:43:36 (16)		2:49:04 (15)
31	5:51	32	5:45	33	5:36	34	5:35	35	5:14	36	5:52	37	5:43	38	5:56	39	6:12	40	5:47
	2:54:55 (15)		3:00:40 (15)		3:06:16 (15)		3:11:51 (15)		3:17:05 (14)		3:22:57 (14)		3:28:40 (13)		3:34:36 (13)		3:40:48 (13)		3:46:35 (13)
41	6:09	42	6:12	43	6:03	44	6:01	45	6:12	46	6:05	47	5:57	48	6:08	49	6:17		
	3:52:44 (13)		3:58:56 (13)		4:04:59 (13)		4:11:00 (13)		4:17:12 (13)		4:23:17 (13)		4:29:14 (13)		4:35:22 (13)		4:41:39 (13)		

**14 Angeliki MAKRI GRE 25 Sep 78 4:54:09**

1	5:45	2	5:34	3	5:35	4	5:42	5	5:41	6	5:46	7	5:46	8	5:48	9	5:46	10	5:51
	5:45 (22)		11:19 (16)		16:54 (15)		22:36 (15)		28:17 (17)		34:03 (19)		39:49 (20)		45:37 (22)		51:23 (22)		57:14 (22)
11	5:43	12	5:46	13	5:39	14	5:42	15	5:36	16	5:35	17	5:35	18	5:36	19	5:35	20	5:45
	1:02:57 (22)		1:08:43 (22)		1:14:22 (22)		1:20:04 (22)		1:25:40 (22)		1:31:15 (21)		1:36:50 (20)		1:42:26 (20)		1:48:01 (19)		1:53:46 (19)
21	5:43	22	5:41	23	5:40	24	5:46	25	5:44	26	5:53	27	5:48	28	5:49	29	5:45	30	5:53
	1:59:29 (19)		2:05:10 (19)		2:10:50 (18)		2:16:36 (18)		2:22:20 (18)		2:28:13 (18)		2:34:01 (19)		2:39:50 (18)		2:45:35 (17)		2:51:28 (17)
31	5:51	32	5:55	33	5:57	34	6:05	35	6:03	36	6:13	37	6:08	38	6:10	39	6:21	40	6:18
	2:57:19 (17)		3:03:14 (16)		3:09:11 (16)		3:15:16 (16)		3:21:19 (16)		3:27:32 (16)		3:33:40 (15)		3:39:50 (15)		3:46:11 (15)		3:52:29 (14)
41	6:09	42	6:21	43	6:24	44	6:19	45	6:13	46	6:13	47	6:04	48	6:09	49	6:00		
	3:58:38 (14)		4:04:59 (14)		4:11:23 (14)		4:17:42 (14)		4:23:55 (14)		4:30:08 (14)		4:36:12 (14)		4:42:21 (14)		4:48:21 (14)		

**15 Mara RIBEIRO POR 11 May 95 4:58:44**

1	5:44	2	5:41	3	5:39	4	5:42	5	5:39	6	5:41	7	5:43	8	5:46	9	5:41	10	5:43
	5:44 (21)		11:25 (22)		17:04 (22)		22:46 (20)		28:25 (20)		34:06 (20)		39:49 (19)		45:35 (20)		51:16 (21)		56:59 (20)
11	5:37	12	5:41	13	5:41	14	5:47	15	5:47	16	5:48	17	5:40	18	5:40	19	5:38	20	5:41
	1:02:36 (20)		1:08:17 (20)		1:13:58 (21)		1:19:45 (21)		1:25:32 (21)		1:31:20 (22)		1:37:00 (21)		1:42:40 (21)		1:48:18 (21)		1:53:59 (20)
21	5:40	22	5:46	23	5:39	24	5:42	25	5:45	26	5:46	27	5:44	28	5:47	29	5:55	30	6:01
	1:59:39 (20)		2:05:25 (20)		2:11:04 (20)		2:16:46 (19)		2:22:31 (19)		2:28:17 (19)		2:34:01 (18)		2:39:48 (17)		2:45:43 (18)		2:51:44 (18)
31	6:02	32	6:10	33	6:05	34	6:17	35	6:20	36	6:23	37	6:14	38	6:26	39	6:15	40	6:29
	2:57:46 (18)		3:03:56 (18)		3:10:01 (17)		3:16:18 (17)		3:22:38 (17)		3:29:01 (17)		3:35:15 (16)		3:41:41 (16)		3:47:56 (16)		3:54:25 (16)
41	6:16	42	6:25	43	6:37	44	6:44	45	6:52	46	6:39	47	6:16	48	6:14	49	6:02		
	4:00:41 (15)		4:07:06 (15)		4:13:43 (15)		4:20:27 (15)		4:27:19 (15)		4:33:58 (15)		4:40:14 (15)		4:46:28 (15)		4:52:30 (15)		



**RACE ANALYSIS**  
**50 Kilometres Race Walk Women**

**16 Elianay PEREIRA**

BRA 11 May 84 **5:11:26**

1	5:42	2	5:43	3	5:39	4	5:43	5	5:40	6	5:43	7	5:42	8	5:43	9	5:41	10	5:43
	5:42 (16)		11:25 (21)		17:04 (21)		22:47 (22)		28:27 (22)		34:10 (21)		39:52 (22)		45:35 (19)		51:16 (20)		56:59 (21)
11	5:39	12	5:39	13	5:40	14	5:45	15	5:41	16	5:50	17	5:48	18	6:11	19	6:11	20	6:11
	1:02:38 (21)		1:08:17 (21)		1:13:57 (20)		1:19:42 (20)		1:25:23 (20)		1:31:13 (20)		1:37:01 (22)		1:43:12 (22)		1:49:23 (22)		1:55:34 (22)
21	6:02	22	6:10	23	6:05	24	6:08	25	6:07	26	7:19	27	6:06	28	6:08	29	6:03	30	6:08
	2:01:36 (21)		2:07:46 (21)		2:13:51 (22)		2:19:59 (22)		2:26:06 (22)		2:33:25 (22)		2:39:31 (22)		2:45:39 (22)		2:51:42 (22)		2:57:50 (22)
31	6:08	32	6:19	33	6:18	34	6:32	35	6:34	36	6:45	37	6:38	38	6:53	39	6:55	40	7:00
	3:03:58 (22)		3:10:17 (20)		3:16:35 (20)		3:23:07 (20)		3:29:41 (20)		3:36:26 (20)		3:43:04 (19)		3:49:57 (18)		3:56:52 (18)		4:03:52 (18)
41	6:51	42	7:00	43	7:04	44	7:06	45	6:54	46	6:57	47	6:27	48	6:25	49	6:22		
	4:10:43 (17)		4:17:43 (17)		4:24:47 (16)		4:31:53 (16)		4:38:47 (16)		4:45:44 (16)		4:52:11 (16)		4:58:36 (16)		5:04:58 (16)		

**17 Katie BURNETT**

USA 7 Oct 88 **5:23:05**

1	5:41	2	5:37	3	5:30	4	5:37	5	5:33	6	5:38	7	5:33	8	5:39	9	5:35	10	5:38
	5:41 (14)		11:18 (14)		16:48 (13)		22:25 (12)		27:58 (11)		33:36 (9)		39:09 (8)		44:48 (12)		50:23 (8)		56:01 (9)
11	5:34	12	5:37	13	5:41	14	5:47	15	5:43	16	5:39	17	5:35	18	5:37	19	5:37	20	5:36
	1:01:35 (8)		1:07:12 (8)		1:12:53 (8)		1:18:40 (14)		1:24:23 (16)		1:30:02 (13)		1:35:37 (12)		1:41:14 (12)		1:46:51 (11)		1:52:27 (12)
21	5:30	22	5:36	23	5:34	24	5:33	25	5:29	26	5:35	27	5:33	28	5:33	29	6:07	30	6:57
	1:57:57 (14)		2:03:33 (12)		2:09:07 (14)		2:14:40 (13)		2:20:09 (12)		2:25:44 (12)		2:31:17 (12)		2:36:50 (10)		2:42:57 (14)		2:49:54 (16)
31	6:37	32	6:56	33	7:14	34	7:19	35	10:31	36	7:19	37	7:01	38	9:44	39	9:13	40	7:40
	2:56:31 (16)		3:03:27 (17)		3:10:41 (18)		3:18:00 (18)		3:28:31 (19)		3:35:50 (19)		3:42:51 (18)		3:52:35 (19)		4:01:48 (19)		4:09:28 (19)
41	10:51	42	13:23	43	5:55	44	5:41	45	5:38	46	6:45	47	5:34	48	6:05	49	6:47		
	4:20:19 (18)		4:33:42 (18)		4:39:37 (17)		4:45:18 (17)		4:50:56 (17)		4:57:41 (17)		5:03:15 (17)		5:09:20 (17)		5:16:07 (17)		

**Nicole COLOMBI**

ITA 29 Dec 95 **DNF**

1	5:42	2	5:40	3	5:39	4	5:45	5	5:41	6	5:45	7	5:38	8	5:45	9	5:40	10	5:37
	5:42 (15)		11:22 (19)		17:01 (19)		22:46 (21)		28:27 (21)		34:12 (22)		39:50 (21)		45:35 (21)		51:15 (19)		56:52 (19)
11	5:23	12	5:35	13	5:29	14	5:36	15	5:31	16	5:34	17	5:30	18	5:44	19	5:36	20	5:36
	1:02:15 (19)		1:07:50 (19)		1:13:19 (19)		1:18:55 (19)		1:24:26 (18)		1:30:00 (8)		1:35:30 (8)		1:41:14 (8)		1:46:50 (8)		1:52:26 (8)
21	5:30	22	5:38	23	5:32	24	5:34	25	5:29	26	5:35	27	5:33	28	5:32	29	5:33	30	5:40
	1:57:56 (8)		2:03:34 (14)		2:09:06 (9)		2:14:40 (13)		2:20:09 (8)		2:25:44 (12)		2:31:17 (8)		2:36:49 (8)		2:42:22 (8)		2:48:02 (8)
31	5:37	32	5:39	33	5:45	34	6:00	35	6:45	36	5:58	37	6:09	38	6:47	39	9:23	40	8:12
	2:53:39 (12)		2:59:18 (12)		3:05:03 (12)		3:11:03 (13)		3:17:48 (15)		3:23:46 (15)		3:29:55 (14)		3:36:42 (14)		3:46:05 (14)		3:54:17 (15)

**Mariavittoria BECCHETTI**

ITA 12 Dec 94 **DNF**

1	5:47	2	5:49	3	5:42	4	5:53	5	5:44	6	5:46	7	5:41	8	5:48	9	5:47	10	5:50
	5:47 (23)		11:36 (23)		17:18 (23)		23:11 (23)		28:55 (23)		34:41 (23)		40:22 (23)		46:10 (23)		51:57 (23)		57:47 (23)
11	5:48	12	5:54	13	5:53	14	5:51	15	5:49	16	5:52	17	5:44	18	5:49	19	5:48	20	5:54
	1:03:35 (23)		1:09:29 (23)		1:15:22 (23)		1:21:13 (23)		1:27:02 (23)		1:32:54 (23)		1:38:38 (23)		1:44:27 (23)		1:50:15 (23)		1:56:09 (23)
21	5:49	22	5:54	23	5:46	24	5:49	25	5:43	26	5:59	27	6:01	28	6:06	29	6:05	30	6:10
	2:01:58 (22)		2:07:52 (22)		2:13:38 (21)		2:19:27 (21)		2:25:10 (21)		2:31:09 (21)		2:37:10 (21)		2:43:16 (21)		2:49:21 (21)		2:55:31 (20)
31	6:12	32	12:12																
	3:01:43 (20)		3:13:55 (21)																

**Valentyna MYRONCHUK**

UKR 10 Aug 94 **DNF**

1	5:39	2	5:33	3	5:35	4	5:37	5	5:34	6	5:38	7	5:33	8	5:38	9	5:37	10	5:37
	5:39 (11)		11:12 (12)		16:47 (10)		22:24 (8)		27:58 (8)		33:36 (10)		39:09 (10)		44:47 (8)		50:24 (10)		56:01 (11)
11	5:37	12	5:39	13	5:40	14	5:43	15	5:43	16	5:45	17	5:42	18	5:46	19	5:51	20	5:41
	1:01:38 (11)		1:07:17 (11)		1:12:57 (13)		1:18:40 (11)		1:24:23 (13)		1:30:08 (19)		1:35:50 (19)		1:41:36 (18)		1:47:27 (18)		1:53:08 (18)
21	5:34	22	5:56	23	6:15	24	6:26	25	6:20	26	6:28	27	6:29	28	6:22	29	6:22	30	6:25
	1:58:42 (18)		2:04:38 (18)		2:10:53 (19)		2:17:19 (20)		2:23:39 (20)		2:30:07 (20)		2:36:36 (20)		2:42:58 (20)		2:49:20 (20)		2:55:45 (21)
31	6:34	32	6:27	33	6:10	34	6:28	35	6:22	36	6:28	37	6:38	38	6:41	39	6:53	40	7:14
	3:02:19 (21)		3:08:46 (19)		3:14:56 (19)		3:21:24 (19)		3:27:46 (18)		3:34:14 (18)		3:40:52 (17)		3:47:33 (17)		3:54:26 (17)		4:01:40 (17)
41	7:39	42	8:22																
	4:09:19 (16)		4:17:41 (16)																

**Inês HENRIQUES**

POR 1 May 80 **DNF**

1	5:38	2	5:33	3	5:35	4	5:37	5	5:34	6	5:37	7	5:30	8	5:19	9	5:20	10	5:35
	5:38 (3)		11:11 (3)		<b>16:46 (1)</b>		22:23 (3)		27:57 (4)		33:34 (4)		39:04 (4)		44:23 (4)		<b>49:43 (1)</b>		55:18 (2)
11	5:22	12	5:25	13	5:23	14	5:25	15	5:21	16	5:20	17	5:18	18	5:20	19	5:15	20	5:24
	1:00:40 (2)		<b>1:06:05 (1)</b>		1:11:28 (2)		1:16:53 (3)		1:22:14 (3)		<b>1:27:34 (1)</b>		<b>1:32:52 (1)</b>		1:38:12 (2)		1:43:27 (2)		1:48:51 (2)
21	5:20	22	5:25	23	5:20	24	5:25	25	5:23	26	5:21	27	5:22	28	5:36	29	5:32	30	5:39
	1:54:11 (2)		1:59:36 (3)		2:04:56 (3)		2:10:21 (3)		2:15:44 (4)		2:21:05 (4)		2:26:27 (4)		2:32:03 (4)		2:37:35 (4)		2:43:14 (4)
31	5:35	32	6:01	33	5:59	34	5:59	35	5:38	36	6:41								
	2:48:49 (4)		2:54:50 (5)		3:00:49 (5)		3:06:48 (5)		3:12:26 (5)		3:19:07 (6)								



**RACE ANALYSIS**  
**50 Kilometres Race Walk Women**

**Mária CZAKOVÁ**

SVK

2 Oct 88

**DNF**

1	5:38	2	5:33	3	5:37	4	5:36	5	5:36	6	5:37	7	5:32	8	5:39	9	5:36	10	5:38
	5:38 (4)		11:11 (5)		16:48 (11)		22:24 (10)		28:00 (13)		33:37 (13)		39:09 (12)		44:48 (13)		50:24 (13)		56:02 (13)
11	5:36	12	5:39	13	5:39	14	5:44	15	5:43	16	5:40	17	5:35	18	5:38	19	5:36	20	5:38
	1:01:38 (13)		1:07:17 (13)		1:12:56 (9)		1:18:40 (10)		1:24:23 (8)		1:30:03 (15)		1:35:38 (14)		1:41:16 (15)		1:46:52 (16)		1:52:30 (15)
21	5:35	22	5:44	23	5:40	24	5:52	25	6:05	26	6:03	27	6:10	28	6:14	29	6:25	30	7:41
	1:58:05 (15)		2:03:49 (16)		2:09:29 (17)		2:15:21 (17)		2:21:26 (17)		2:27:29 (17)		2:33:39 (17)		2:39:53 (19)		2:46:18 (19)		2:53:59 (19)
31	6:33																		
	3:00:32 (19)																		

**Ivana RENIĆ**

CRO

21 Aug 96

**DNF**

1	5:42	2	5:35	3	5:31	4	5:37	5	5:36	6	5:36	7	5:33	8	5:38	9	5:37	10	5:37
	5:42 (20)		11:17 (13)		16:48 (14)		22:25 (13)		28:01 (14)		33:37 (14)		39:10 (14)		44:48 (14)		50:25 (14)		56:02 (14)
11	5:36	12	5:39	13	5:40	14	5:43	15	5:43	16	5:40	17	5:37	18	6:11	19	6:23	20	7:14
	1:01:38 (14)		1:07:17 (14)		1:12:57 (14)		1:18:40 (15)		1:24:23 (15)		1:30:03 (16)		1:35:40 (17)		1:41:51 (19)		1:48:14 (20)		1:55:28 (21)
21	7:43	22	16:18																
	2:03:11 (23)		2:19:29 (23)																

**Tiia KUIKKA**

FIN

30 Nov 94

**DNS**

# RESULTS



## 4 x 400 Metres Relay Mixed - Final

RECORDS	RESULT TEAM	COUNTRY	VENUE	DATE
World Record <b>WR</b>	3:09.34 United States	USA	Doha	29 Sep 2019
World Leading <b>WL</b>	3:09.34 United States	USA	Doha	29 Sep 2019
Area Record <b>AR</b>	National Record <b>NR</b>	Season Best <b>SB</b>		

29 September 2019 22:39 START TIME TEMPERATURE 71 % HUMIDITY

PLACE	TEAM	BIB	LANE	REACTION	RESULT	Fn
1	<b>UNITED STATES</b> Wilbert LONDON (M) Allyson FELIX (W) Courtney OKOLO (W) Michael CHERRY (M)	USA	5	0.173	<b>3:09.34</b>	<b>WR</b>
2	<b>JAMAICA</b> Nathon ALLEN (M) Roneisha MCGREGOR (W) Tiffany JAMES (W) Javon FRANCIS (M)	JAM	4	0.164	<b>3:11.78</b> 44.57 (1)	<b>NR</b>
3	<b>BAHRAIN</b> Musa ISAH (M) Aminat JAMAL (W) Salwa Eid NASER (W) Abbas Abubakar ABBAS (M)	BRN	9	0.194	<b>3:11.82</b>	<b>AR</b>
4	<b>GREAT BRITAIN &amp; N.I.</b> Rabah YOUSIF (M) Zoey CLARK (W) Emily DIAMOND (W) Martyn ROONEY (M)	GBR	3	0.156	<b>3:12.27</b>	<b>AR</b>
5	<b>POLAND</b> Wiktor SUWARA (M) Rafat OMEKLO (M) Iga BAUMGART-WITAN (W) Justyna ŚWIĘTY-ERSETIC (W)	POL	7	0.159	<b>3:12.33</b> 51.15 (1) 50.11 (1)	<b>NR</b> 1:31.07 (1) 2:22.22 (1)
6	<b>BELGIUM</b> Dylan BORLÉE (M) Hanne CLAES (W) Camille LAUS (W) Kevin BORLÉE (M)	BEL	2	0.158	<b>3:14.22</b>	<b>NR</b>
7	<b>INDIA</b> Yahiya MUHAMMED ANAS (M) Velluva Koroth VISMAYA (W) Jisna MATHEW (W) Noah Nirmal TOM (M)	IND	8	0.243	<b>3:15.77</b>	<b>SB</b>
8	<b>BRAZIL</b> Lucas CARVALHO (M) Tiffani SILVA MARINHO (W) Geisa Aparecida COUTINHO (W) Alexander RUSSO (M)	BRA	6	0.165	<b>3:16.22</b>	

INTERMEDIATE TIMES			
400m	44.57 JAMAICA	800m	1:31.07 POLAND
1200m	2:22.22 POLAND		

**RESULTS**  
**4 x 400 Metres Relay Mixed - Final**

ALL-TIME TOP LIST				SEASON TOP LIST			
RESULT	TEAM	VENUE	DATE	RESULT	TEAM	VENUE	2019
3:09.34	UNITED STATES (USA)	Doha	29 Sep 19	3:09.34	UNITED STATES (USA)	Doha	29 Sep
3:11.78	JAMAICA (JAM)	Doha	29 Sep 19	3:11.78	JAMAICA (JAM)	Doha	29 Sep
3:11.82	BAHRAIN (BRN)	Doha	29 Sep 19	3:11.82	BAHRAIN (BRN)	Doha	29 Sep
3:12.27	GREAT BRITAIN & N.I. (GBR)	Doha	29 Sep 19	3:12.27	GREAT BRITAIN & N.I. (GBR)	Doha	29 Sep
3:12.33	POLAND (POL)	Doha	29 Sep 19	3:12.33	POLAND (POL)	Doha	29 Sep
3:14.22	BELGIUM (BEL)	Doha	29 Sep 19	3:14.22	BELGIUM (BEL)	Doha	29 Sep
3:14.42	BAHAMAS (BAH)	Nassau (T. Robinson Stadium)	23 Apr 17	3:15.77	INDIA (IND)	Doha	29 Sep
3:15.71	INDIA (IND)	Jakarta (INA)	28 Aug 18	3:16.12	ITALY (ITA)	Yokohama (International)	11 May
3:16.12	ITALY (ITA)	Yokohama (International)	11 May 19	3:16.12	BRAZIL (BRA)	Doha	28 Sep
3:16.12	BRAZIL (BRA)	Doha	28 Sep 19	3:16.65	UKRAINE (UKR)	Minsk (BLR)	26 Jun

# RACE ANALYSIS



## 4 x 400 Metres Relay Mixed - Final

29 September 2019 22:39 START TIME TEMPERATURE 71 % HUMIDITY

1	400m	2	800m	3	1200m				
1						UNITED STATES	USA	3:09.34	---
2						JAMAICA	JAM	3:11.78	---
1	44.57								NR
	<b>44.57</b> (1)								
3						BAHRAIN	BRN	3:11.82	---
4						GREAT BRITAIN & N.I.	GBR	3:12.27	---
5						POLAND	POL	3:12.33	---
2	1:31.07	3	51.15						NR
	<b>1:31.07</b> (1)		<b>2:22.22</b> (1)						
6						BELGIUM	BEL	3:14.22	---
7						INDIA	IND	3:15.77	---
8						BRAZIL	BRA	3:16.22	---





## RESULT PROGRESSION



### 4 x 400 Metres Relay Mixed - Final

RECORDS	RESULT TEAM	COUNTRY	VENUE	DATE
World Record <b>WR</b>	<b>3:09.34</b> United States	USA	Doha	29 Sep 2019
World Leading <b>WL</b>	<b>3:09.34</b> United States	USA	Doha	29 Sep 2019
Area Record <b>AR</b>	National Record <b>NR</b>	Season Best <b>SB</b>		

29 September 2019

RANK	BIB	TEAM	PHASE	HEAT	LANE	PLACE	RESULT	
1		UNITED STATES	Final	1	5	1	<b>3:09.34</b>	<b>WR</b>
			Round 1	1	6	1	<b>3:12.42 Q</b>	<b>WR</b>
2		JAMAICA	Final	1	4	2	<b>3:11.78</b>	<b>NR</b>
			Round 1	1	7	2	<b>3:12.73 Q</b>	<b>NR</b>
3		BAHRAIN	Final	1	9	3	<b>3:11.82</b>	<b>AR</b>
			Round 1	1	2	3	<b>3:12.74 Q</b>	<b>AR</b>
4		GREAT BRITAIN & N.I.	Final	1	3	4	<b>3:12.27</b>	<b>AR</b>
			Round 1	1	8	4	<b>3:12.80 q</b>	<b>AR</b>
5		POLAND	Final	1	7	5	<b>3:12.33</b>	<b>NR</b>
			Round 1	2	8	5	<b>3:15.47 Q</b>	
6		BELGIUM	Final	1	2	6	<b>3:14.22</b>	<b>NR</b>
			Round 1	2	5	8	<b>3:16.16 q</b>	<b>NR</b>
7		INDIA	Final	1	8	7	<b>3:15.77</b>	<b>SB</b>
			Round 1	2	2	7	<b>3:16.14 Q</b>	<b>SB</b>
8		BRAZIL	Final	1	6	8	<b>3:16.22</b>	
			Round 1	2	3	6	<b>3:16.12 Q</b>	<b>AR</b>

ALL-TIME TOP LIST				SEASON TOP LIST			
RESULT	TEAM	VENUE	DATE	RESULT	TEAM	VENUE	2019
3:09.34	UNITED STATES (USA)	Doha	29 Sep 19	3:09.34	UNITED STATES (USA)	Doha	29 Sep
3:11.78	JAMAICA (JAM)	Doha	29 Sep 19	3:11.78	JAMAICA (JAM)	Doha	29 Sep
3:11.82	BAHRAIN (BRN)	Doha	29 Sep 19	3:11.82	BAHRAIN (BRN)	Doha	29 Sep
3:12.27	GREAT BRITAIN & N.I. (GBR)	Doha	29 Sep 19	3:12.27	GREAT BRITAIN & N.I. (GBR)	Doha	29 Sep
3:12.33	POLAND (POL)	Doha	29 Sep 19	3:12.33	POLAND (POL)	Doha	29 Sep
3:14.22	BELGIUM (BEL)	Doha	29 Sep 19	3:14.22	BELGIUM (BEL)	Doha	29 Sep
3:14.42	BAHAMAS (BAH)	Nassau (T. Robinson Stadium)	23 Apr 17	3:15.77	INDIA (IND)	Doha	29 Sep
3:15.71	INDIA (IND)	Jakarta (INA)	28 Aug 18	3:16.12	ITALY (ITA)	Yokohama (International)	11 May
3:16.12	ITALY (ITA)	Yokohama (International)	11 May 19	3:16.12	BRAZIL (BRA)	Doha	28 Sep
3:16.12	BRAZIL (BRA)	Doha	28 Sep 19	3:16.65	UKRAINE (UKR)	Minsk (BLR)	26 Jun

# SUMMARY



## 4 x 400 Metres Relay Mixed - Round 1

First 3 in each heat (Q) and the next 2 fastest (q) advance to the Final

RECORDS	RESULT TEAM	COUNTRY	VENUE	DATE
World Record <b>WR</b>	3:12.42 United States	USA	Doha	28 Sep 2019
World Leading <b>WL</b>	3:12.42 United States	USA	Doha	28 Sep 2019
Area Record <b>AR</b>	National Record <b>NR</b>	Season Best <b>SB</b>		

28 September 2019

RANK	PLACE	HEAT	LANE	BIB	TEAM	REACTION	RESULT		
1	1	1	6	USA	UNITED STATES	0.185	3:12.42	Q	<b>WR</b>
2	2	1	7	JAM	JAMAICA	0.171	3:12.73	Q	<b>NR</b>
3	3	1	2	BRN	BAHRAIN	0.165	3:12.74	Q	<b>AR</b>
4	4	1	8	GBR	GREAT BRITAIN & N.I.	0.175	3:12.80	q	<b>AR</b>
5	1	2	8	POL	POLAND	0.173	3:15.47	Q	
6	2	2	3	BRA	BRAZIL	0.165	3:16.12	Q	<b>AR</b>
7	3	2	2	IND	INDIA	0.163	3:16.14	Q	<b>SB</b>
8	4	2	5	BEL	BELGIUM	0.151	3:16.16	q	<b>NR</b>
9	5	2	6	ITA	ITALY	0.201	3:16.52		
10	5	1	9	CAN	CANADA	0.154	3:16.76		<b>NR</b>
11	6	2	7	KEN	KENYA	0.263	3:17.09		
12	6	1	4	FRA	FRANCE	0.226	3:17.17		<b>NR</b>
13	7	1	3	UKR	UKRAINE	0.151	3:17.50		
14	7	2	4	GER	GERMANY	0.189	3:17.85		
15	8	1	5	CZE	CZECH REPUBLIC	0.198	3:18.01		
16	8	2	9	JPN	JAPAN	0.275	3:18.77		<b>NR</b>

ALL-TIME TOP LIST				SEASON TOP LIST			
RESULT	TEAM	VENUE	DATE	RESULT	TEAM	VENUE	2019
3:12.42	UNITED STATES (USA)	Doha	28 Sep 19	3:12.42	UNITED STATES (USA)	Doha	28 Sep
3:12.73	JAMAICA (JAM)	Doha	28 Sep 19	3:12.73	JAMAICA (JAM)	Doha	28 Sep
3:12.74	BAHRAIN (BRN)	Doha	28 Sep 19	3:12.74	BAHRAIN (BRN)	Doha	28 Sep
3:12.80	GREAT BRITAIN & N.I. (GBR)	Doha	28 Sep 19	3:12.80	GREAT BRITAIN & N.I. (GBR)	Doha	28 Sep
3:14.42	BAHAMAS (BAH)	Nassau (T. Robinson Stadium)	23 Apr 17	3:15.46	POLAND (POL)	Yokohama (International)	11 May
3:15.46	POLAND (POL)	Yokohama (International)	11 May 19	3:16.12	ITALY (ITA)	Yokohama (International)	11 May
3:15.71	INDIA (IND)	Jakarta (INA)	28 Aug 18	3:16.12	BRAZIL (BRA)	Doha	28 Sep
3:16.12	ITALY (ITA)	Yokohama (International)	11 May 19	3:16.14	INDIA (IND)	Doha	28 Sep
3:16.12	BRAZIL (BRA)	Doha	28 Sep 19	3:16.16	BELGIUM (BEL)	Doha	28 Sep
3:16.16	BELGIUM (BEL)	Doha	28 Sep 19	3:16.65	UKRAINE (UKR)	Minsk (BLR)	26 Jun



# RACE ANALYSIS



## 4 x 400 Metres Relay Mixed - Round 1

First 3 in each heat (Q) and the next 2 fastest (q) advance to the Final

**Heat 2** **2**

28 September 2019 20:11 START TIME

TEMPERATURE HUMIDITY **74 %**

1 400m 2 800m 3 1200m

Rank	Country	Code	Time	Notes				
1	POLAND	POL	3:15.47					
			<table border="1"> <tr> <td>1</td> <td>46.11</td> </tr> <tr> <td><b>46.11</b></td> <td>(1)</td> </tr> </table>	1	46.11	<b>46.11</b>	(1)	
1	46.11							
<b>46.11</b>	(1)							
2	BRAZIL	BRA	3:16.12	AR				
			<table border="1"> <tr> <td>2</td> <td>1:51.26</td> </tr> <tr> <td><b>1:51.26</b></td> <td>(1)</td> </tr> </table>	2	1:51.26	<b>1:51.26</b>	(1)	
2	1:51.26							
<b>1:51.26</b>	(1)							
3	INDIA	IND	3:16.14					
4	BELGIUM	BEL	3:16.16					
5	ITALY	ITA	3:16.52					
6	KENYA	KEN	3:17.09					
7	GERMANY	GER	3:17.85					
8	JAPAN	JPN	3:18.77	NR				
			<table border="1"> <tr> <td>3</td> <td>2:25.15</td> </tr> <tr> <td><b>2:25.15</b></td> <td>(1)</td> </tr> </table>	3	2:25.15	<b>2:25.15</b>	(1)	
3	2:25.15							
<b>2:25.15</b>	(1)							



# RESULTS



## 4 x 400 Metres Relay Mixed - Round 1

First 3 in each heat (Q) and the next 2 fastest (q) advance to the Final

RECORDS	RESULT	TEAM	COUNTRY	VENUE	DATE
World Record <b>WR</b>	3:12.42	United States	USA	Doha	28 Sep 2019
World Leading <b>WL</b>	3:12.42	United States	USA	Doha	28 Sep 2019
Area Record <b>AR</b>		National Record <b>NR</b>		Season Best <b>SB</b>	

**Heat 1**

**2**

28 September 2019 20:00 START TIME TEMPERATURE HUMIDITY 74 %

PLACE	TEAM	BIB	LANE	REACTION	RESULT		Fn
1	<b>UNITED STATES</b> Tyrell RICHARD (M) Jessica BEARD (W) Jasmine BLOCKER (W) Obi IGBOKWE (M)	USA	6	0.185	<b>3:12.42</b>	Q	<b>WR</b>
2	<b>JAMAICA</b> Nathon ALLEN (M) Janieve RUSSELL (W) Roneisha MCGREGOR (W) Javon FRANCIS (M)	JAM	7	0.171	<b>3:12.73</b>	Q	<b>NR</b>
3	<b>BAHRAIN</b> Musa ISAH (M) Aminat JAMAL (W) Salwa Eid NASER (W) Abbas Abubakar ABBAS (M)	BRN	2	0.165	<b>3:12.74</b>	Q	<b>AR</b>
4	<b>GREAT BRITAIN &amp; N.I.</b> Rabah YOUSIF (M) Zoey CLARK (W) Emily DIAMOND (W) Martyn ROONEY (M)	GBR	8	0.175	<b>3:12.80</b>	q	<b>AR</b>
5	<b>CANADA</b> Austin COLE (M) Aiyanna-Brigitte STIVERNE (W) Madeline PRICE (W) Philip OSEI (M)	CAN	9	0.154	<b>3:16.76</b>		<b>NR</b>
6	<b>FRANCE</b> Mame-Ibra ANNE (M) Amandine BROSSIER (W) Agnès RAHAROLAHY (W) Thomas JORDIER (M)	FRA	4	0.226	<b>3:17.17</b>		<b>NR</b>
7	<b>UKRAINE</b> Danylo DANYLENKO (M) Tetyana MELNYK (W) Kateryna KLYMIUK (W) Oleksiy POZDNYAKOV (M)	UKR	3	0.151	<b>3:17.50</b>		
8	<b>CZECH REPUBLIC</b> Jan TESAŘ (M) Lada VONDROVÁ (W) Tereza PETRŽILKOVÁ (W) Patrik ŠORM (M)	CZE	5	0.198	<b>3:18.01</b>		

### INTERMEDIATE TIMES

400m	44.51	UNITED STATES	800m	1:35.71	UNITED STATES
1200m	2:26.98	UNITED STATES			

**RESULTS**  
**4 x 400 Metres Relay Mixed - Round 1**

**Heat 2** **2**

28 September 2019 20:11 START TIME

TEMPERATURE 74 %  
 HUMIDITY

PLACE	TEAM	BIB	LANE	REACTION	RESULT	Fn
1	<b>POLAND</b> Wiktor SUWARA (M) Anna KIEŁBASIŃSKA (W) Małgorzata HOŁUB-KOWALIK (W) Rafał OMELKO (M)	POL	8	0.173	<b>3:15.47</b> 46.11 (1)	Q
2	<b>BRAZIL</b> Anderson FREITAS HENRIQUES (M) Tiffani SILVA MARINHO (W) Geisa Aparecida COUTINHO (W) Lucas CARVALHO (M)	BRA	3	0.165	<b>3:16.12</b> 1:51.26 (1)	Q <b>AR</b>
3	<b>INDIA</b> Yahiya MUHAMMED ANAS (M) Velluva Koroth VISMAYA (W) Jisna MATHEW (W) Noah Nirmal TOM (M)	IND	2	0.163	<b>3:16.14</b>	Q <b>SB</b>
4	<b>BELGIUM</b> Robin VANDERBEMDEN (M) Camille LAUS (W) Imke VERVAET (W) Dylan BORLÉE (M)	BEL	5	0.151	<b>3:16.16</b>	q <b>NR</b>
5	<b>ITALY</b> Edoardo SCOTTI (M) Giancarla TREVISAN (W) Raphaela Boaheng LUKUDO (W) Brayan LOPEZ (M)	ITA	6	0.201	<b>3:16.52</b>	
6	<b>KENYA</b> Alphas Leken KISHOYIAN (M) Gladys MUSYOKI (W) Mary MORAA (W) Alexander Lerionka SAMPAO (M)	KEN	7	0.263	<b>3:17.09</b>	
7	<b>GERMANY</b> Marvin SCHLEGEL (M) Luna BULMAHN (W) Karolina PAHLITZSCH (W) Manuel SANDERS (M)	GER	4	0.189	<b>3:17.85</b>	
8	<b>JAPAN</b> Seika AOYAMA (W) Kota WAKABAYASHI (M) Tomoya TAMURA (M) Saki TAKASHIMA (W)	JPN	9	0.275	<b>3:18.77</b> 53.62 (1)	<b>NR</b> 2:25.15 (1)

**INTERMEDIATE TIMES**

400m 46.11 POLAND  
 1200m 2:25.15 JAPAN  
 800m 1:51.26 BRAZIL

**RESULTS**  
**4 x 400 Metres Relay Mixed - Round 1**

ALL-TIME TOP LIST				SEASON TOP LIST			
RESULT	TEAM	VENUE	DATE	RESULT	TEAM	VENUE	2019
3:12.42	UNITED STATES (USA)	Doha	28 Sep 19	3:12.42	UNITED STATES (USA)	Doha	28 Sep
3:12.73	JAMAICA (JAM)	Doha	28 Sep 19	3:12.73	JAMAICA (JAM)	Doha	28 Sep
3:12.74	BAHRAIN (BRN)	Doha	28 Sep 19	3:12.74	BAHRAIN (BRN)	Doha	28 Sep
3:12.80	GREAT BRITAIN & N.I. (GBR)	Doha	28 Sep 19	3:12.80	GREAT BRITAIN & N.I. (GBR)	Doha	28 Sep
3:14.42	BAHAMAS (BAH)	Nassau (T. Robinson Stadium)	23 Apr 17	3:15.46	POLAND (POL)	Yokohama (International)	11 May
3:15.46	POLAND (POL)	Yokohama (International)	11 May 19	3:16.12	ITALY (ITA)	Yokohama (International)	11 May
3:15.71	INDIA (IND)	Jakarta (INA)	28 Aug 18	3:16.12	BRAZIL (BRA)	Doha	28 Sep
3:16.12	ITALY (ITA)	Yokohama (International)	11 May 19	3:16.14	INDIA (IND)	Doha	28 Sep
3:16.12	BRAZIL (BRA)	Doha	28 Sep 19	3:16.16	BELGIUM (BEL)	Doha	28 Sep
3:16.16	BELGIUM (BEL)	Doha	28 Sep 19	3:16.65	UKRAINE (UKR)	Minsk (BLR)	26 Jun



## MEDAL TABLE

### After Day 3 ( 29 September 2019 )

PLACE	COUNTRY	TOTAL	W	M	X	GOLD				SILVER				BRONZE				
						TOTAL	W	M	X	TOTAL	W	M	X	TOTAL	W	M	X	
<b>1</b>	<b>USA UNITED STATES</b>	<b>8</b>	<b>2</b>	<b>5</b>	<b>1</b>	<b>4</b>	<b>1</b>	<b>2</b>	<b>1</b>	<b>4</b>	<b>1</b>	<b>3</b>						
<b>2</b>	<b>CHN PR OF CHINA</b>	<b>6</b>	<b>6</b>			<b>2</b>	<b>2</b>			<b>2</b>	<b>2</b>			<b>2</b>	<b>2</b>			
<b>3</b>	<b>JAM JAMAICA</b>	<b>3</b>	<b>1</b>	<b>1</b>	<b>1</b>	<b>2</b>	<b>1</b>	<b>1</b>		<b>1</b>		<b>1</b>						
<b>4</b>	<b>KEN KENYA</b>	<b>2</b>	<b>2</b>			<b>1</b>	<b>1</b>							<b>1</b>	<b>1</b>			
<b>5</b>	<b>JPN JAPAN</b>	<b>1</b>		<b>1</b>		<b>1</b>		<b>1</b>										
	<b>NED NETHERLANDS</b>	<b>1</b>	<b>1</b>			<b>1</b>	<b>1</b>											
<b>7</b>	<b>BRN BAHRAIN</b>	<b>2</b>	<b>1</b>		<b>1</b>					<b>1</b>	<b>1</b>			<b>1</b>			<b>1</b>	
<b>8</b>	<b>ETH ETHIOPIA</b>	<b>1</b>	<b>1</b>							<b>1</b>	<b>1</b>							
	<b>GBR GREAT BRITAIN &amp; N.I.</b>	<b>1</b>	<b>1</b>							<b>1</b>	<b>1</b>							
	<b>POL POLAND</b>	<b>1</b>	<b>1</b>							<b>1</b>	<b>1</b>							
	<b>POR PORTUGAL</b>	<b>1</b>		<b>1</b>						<b>1</b>		<b>1</b>						
<b>12</b>	<b>CAN CANADA</b>	<b>2</b>		<b>2</b>										<b>2</b>		<b>2</b>		
<b>13</b>	<b>BUR BURKINA FASO</b>	<b>1</b>		<b>1</b>										<b>1</b>		<b>1</b>		
	<b>CIV COTE D'IVOIRE</b>	<b>1</b>	<b>1</b>											<b>1</b>	<b>1</b>			
	<b>CUB CUBA</b>	<b>1</b>		<b>1</b>										<b>1</b>		<b>1</b>		
	<b>GRE GREECE</b>	<b>1</b>	<b>1</b>											<b>1</b>	<b>1</b>			
	<b>ITA ITALY</b>	<b>1</b>	<b>1</b>											<b>1</b>	<b>1</b>			
	<b>NAM NAMIBIA</b>	<b>1</b>	<b>1</b>											<b>1</b>	<b>1</b>			

# RECORDS SET

## After Day 3 ( 29 September 2019 )

### Men

Men Total

0	0	2	1	8
---	---	---	---	---

#### 100 Metres

1876	COLEMAN Christian - USA	9.76	f			WL	
269	DHAKAL Dinesh Kumar - BHU	11.64	p	4			NR
1387	LIFFA Stern Noel - MAW	10.72	p	4			NR

#### 200 Metres

2039	AL YAARI Ahmed - YEM	22.37	h	6			NR
1351	HADID Nouredine - LBN	20.84	h	3			NR

#### 400 Metres Hurdles

105	LAHOULOU Abdelmalik - ALG	48.39	sf	2			NR
1667	ERCOLANI VOLTA Andrea - SMR	52.60	h	3			NR

#### Long Jump

1159	GAYLE Tajay - JAM	8.69	f			WL	NR
------	-------------------	------	---	--	--	----	----

#### Triple Jump

390	ZANGO Hugues Fabrice - BUR	17.66	f				AR NR
-----	----------------------------	-------	---	--	--	--	-------

### Women

Women Total

0	0	3	0	6
---	---	---	---	---

#### 100 Metres

1180	FRASER-PRYCE Shelly-Ann - JAM	10.71	f			WL	
855	ASHER-SMITH Dina - GBR	10.83	f				NR
2047	CHAUDHARY Sarwati - NEP	12.72	h	1			NR

#### 10,000 Metres

1436	HASSAN Sifan - NED	30:17.62	f			WL	
------	--------------------	----------	---	--	--	----	--

#### 3000 Metres Steeplechase

613	MØLLER Anna Emilie - DEN	9:18.92	h	2			NR
-----	--------------------------	---------	---	---	--	--	----

#### Pole Vault

132	SIDOROVA Anzhelika - ANA	4.95	f			WL	
1719	BENGTSSON Angelica - SWE	4.80	f				NR
301	ZHUK Iryna - BLR	4.70	f				NR
2033	PEINADO Robeilys - VEN	4.70	f				NR



# Mixed

Mixed Total

2	0	2	7	15
---	---	---	---	----

## 4x400 Metres Relay

USA	UNITED STATES - USA	3:12.42	h	1	<b>WR</b>	<b>WL</b>	<b>AR</b>	<b>NR</b>
USA	UNITED STATES - USA	3:09.34	f		<b>WR</b>	<b>WL</b>	<b>AR</b>	<b>NR</b>
GBR	GREAT BRITAIN & N.I. - GBR	3:12.27	f				<b>AR</b>	<b>NR</b>
GBR	GREAT BRITAIN & N.I. - GBR	3:12.80	h	1			<b>AR</b>	<b>NR</b>
BRN	BAHRAIN - BRN	3:12.74	h	1			<b>AR</b>	<b>NR</b>
BRN	BAHRAIN - BRN	3:11.82	f				<b>AR</b>	<b>NR</b>
BRA	BRAZIL - BRA	3:16.12	h	2			<b>AR</b>	<b>NR</b>
BEL	BELGIUM - BEL	3:16.16	h	2				<b>NR</b>
JAM	JAMAICA - JAM	3:11.78	f					<b>NR</b>
FRA	FRANCE - FRA	3:17.17	h	1				<b>NR</b>
BEL	BELGIUM - BEL	3:14.22	f					<b>NR</b>
JAM	JAMAICA - JAM	3:12.73	h	1				<b>NR</b>
JPN	JAPAN - JPN	3:18.77	h	2				<b>NR</b>
POL	POLAND - POL	3:12.33	f					<b>NR</b>
CAN	CANADA - CAN	3:16.76	h	1				<b>NR</b>

*MEN + WOMEN Total*

2	0	7	8	29
---	---	---	---	----



## PLACING TABLE

**After Day 3 ( 29 September 2019 )**

PLACE	POINTS	COUNTRY	Gold	Silver	Bronze	Fourth	Fifth	Sixth	Seventh	Eighth
1	73	USA <b>UNITED STATES</b>	4	4				2	3	1
2	59	CHN <b>PR OF CHINA</b>	2	2	2	1	2	1		1
3	35	JAM <b>JAMAICA</b>	2	1		1	1	1		
4	28	KEN <b>KENYA</b>	1		1	2	1			
5	20	GBR <b>GREAT BRITAIN &amp; N.I.</b>		1		2		1		
6	17	CAN <b>CANADA</b>			2		1			1
7	16	JPN <b>JAPAN</b>	1					1	2	1
8	14	RSA <b>SOUTH AFRICA</b>				2	1			
9	13	BRN <b>BAHRAIN</b>		1	1					
10	12	POR <b>PORTUGAL</b>		1		1				
	12	UKR <b>UKRAINE</b>				1	1	1		
12	11	CUB <b>CUBA</b>			1		1			1
	11	POL <b>POLAND</b>		1			1			
14	10	CIV <b>COTE D'IVOIRE</b>			1		1			
	10	ETH <b>ETHIOPIA</b>		1				1		
	10	NED <b>NETHERLANDS</b>	1						1	
17	8	ITA <b>ITALY</b>			1				1	
18	6	BLR <b>BELARUS</b>					1		1	
	6	BRA <b>BRAZIL</b>				1				1
	6	BUR <b>BURKINA FASO</b>			1					
	6	GRE <b>GREECE</b>			1					
	6	NAM <b>NAMIBIA</b>			1					
23	5	MDA <b>MOLDOVA</b>				1				
	5	ESP <b>SPAIN</b>							1	3
25	4	AZE <b>AZERBAIJAN</b>							2	
	4	COL <b>COLOMBIA</b>					1			
27	3	BEL <b>BELGIUM</b>						1		
	3	FRA <b>FRANCE</b>						1		
	3	IRL <b>IRELAND</b>						1		
	3	SWE <b>SWEDEN</b>						1		
31	2	ECU <b>ECUADOR</b>							1	
	2	GER <b>GERMANY</b>							1	
	2	IND <b>INDIA</b>							1	
	2	VEN <b>VENEZUELA</b>							1	
35	1	PRK <b>DPR OF KOREA</b>								1