

RESULTS



100 Metres Men - Final

RECORDS	RESULT	NAME	COUNTRY	AGE	VENUE	DATE	
World U20 Record	WU20R	9.97	Trayvon BROMELL	USA	19	Eugene (Hayward Field), OR	13 Jun 2014
Championships Record	CR	10.05	Adam GEMILI	GBR	19	Barcelona (Estadio Olímpico)	11 Jul 2012
World U20 Leading	WU20L	10.09	Anthony SCHWARTZ	USA	18	Albuquerque, NM (USA)	2 Jun 2018
Area U20 Record	AU20R		National U20 Record	NU20R		Personal Best	PB
						Season Best	SB

11 July 2018

20:02 START TIME

21° C
TEMPERATURE

60 %
HUMIDITY

+1.2 m/s
WIND

PLACE	BIB	NAME	COUNTRY	DATE of BIRTH	LANE	RESULT	REACTION	Fn
1	363	Lalu Muhammad ZOHRI	INA	1 Jul 00	8	10.18	NU20R	0.131
2	657	Anthony SCHWARTZ	USA	5 Sep 00	6	10.22 (.211)		0.133
3	645	Eric HARRISON	USA	18 Feb 99	4	10.22 (.220)	PB	0.135
4	552	Thembo MONARENG	RSA	14 Feb 99	7	10.23		0.136
5	292	Dominic ASHWELL	GBR	13 Jun 99	1	10.25	PB	0.136
6	586	Henrik LARSSON	SWE	30 Sep 99	5	10.28		0.124
7	425	Michael STEPHENS	JAM	19 Aug 00	3	10.31		0.136
8	442	Daisuke MIYAMOTO	JPN	17 Apr 99	2	10.43		0.143

ALL-TIME TOP LIST				SEASON TOP LIST			
RESULT	NAME	VENUE	DATE	RESULT	NAME	VENUE	2018
9.97	Trayvon BROMELL (USA)	Eugene (Hayward Field), OR	13 Jun 14	10.09	Anthony SCHWARTZ (USA)	Albuquerque, NM (USA)	2 Jun
10.00	Trentavis FRIDAY (USA)	Eugene (Hayward Field), OR	5 Jul 14	10.11	Thando DLODLO (RSA)	Pretoria (RSA)	15 Mar
10.01	Darrel BROWN (TTO)	Paris Saint-Denis (Stade de France)	24 Aug 03	10.11	Christopher TAYLOR (JAM)	Kingston (JAM)	30 Jun
10.01	Jeffery DEMPS (USA)	Eugene, OR	28 Jun 08	10.15	Jake DORAN (AUS)	Jämsä (FIN)	1 Jul
10.01	Yoshihide KIRYU (JPN)	Hiroshima	29 Apr 13	10.18	Thembo MONARENG (RSA)	Sasolburg (RSA)	28 Apr
10.03	Marcus ROWLAND (USA)	Port of Spain	31 Jul 09	10.18	Lalu Muhammad ZOHRI (INA)	Tampere	11 Jul
10.04	D'Anqelo CHERRY (USA)	Fayetteville, AR	10 Jun 09	10.19	Enoch ADEGOKE (NGR)	Gold Coast (Carrara Stadium)	8 Apr
10.04	Christophe LEMAITRE (FRA)	Novi Sad	24 Jul 09	10.20	Sachin DENNIS (JAM)	Kingston (JAM)	23 Mar
10.04	Abdullah Abkar MOHAMMED (KSA)	Norwalk, CA	15 Apr 16	10.22	Malesela SENONA (RSA)	Paarl (RSA)	5 Apr
10.05	Adam GEMILI (GBR)	Barcelona (Estadio Olímpico)	11 Jul 12	10.22	Retshidisitswe MLENGA (RSA)	Paarl (RSA)	5 Apr
10.05	Abdul Hakim SANI BROWN (JPN)	saka (Nagai Stadium)	24 Jun 17	10.22	KeSean CARTER (USA)	Austin, TX (USA)	11 May
				10.22	Michael STEPHENS (JAM)	Tampere	11 Jul
				10.22	Henrik LARSSON (SWE)	Tampere	11 Jul
				10.22	Eric HARRISON (USA)	Tampere	11 Jul



RESULT PROGRESSION



100 Metres Men - Final

RECORDS	RESULT	NAME	COUNTRY	AGE	VENUE	DATE	
World U20 Record	WU20R	9.97	Trayvon BROMELL	USA	19	Eugene (Hayward Field), OR	13 Jun 2014
Championships Record	CR	10.05	Adam GEMILI	GBR	19	Barcelona (Estadio Olímpico)	11 Jul 2012
World U20 Leading	WU20L	10.09	Anthony SCHWARTZ	USA	18	Albuquerque, NM (USA)	2 Jun 2018
Area U20 Record	AU20R		National U20 Record	NU20R		Personal Best	PB
						Season Best	SB

11 July 2018

RANK	BIB	NAME	COUNTRY	DATE of BIRTH	PHASE	HEAT	LANE	PLACE	RESULT	WIND
1	363	Lalu Muhammad ZOHRI	INA	1 Jul 00	Final	1	8	1	10.18	NU20R +1.2
					Semi-Final	1	3	4	10.24 Q	NU20R +1.0
					Round 1	1	3	1	10.30 Q	+1.1
2	657	Anthony SCHWARTZ	USA	5 Sep 00	Final	1	6	2	10.22	+1.2
					Semi-Final	1	8	1	10.19 Q	+1.0
					Round 1	6	7	9	10.40 Q	+0.2
3	645	Eric HARRISON	USA	18 Feb 99	Final	1	4	3	10.22	PB +1.2
					Semi-Final	3	6	8	10.36 Q	+0.1
					Round 1	4	2	8	10.39 Q	-0.3
4	552	Thembo MONARENG	RSA	14 Feb 99	Final	1	7	4	10.23	+1.2
					Semi-Final	3	8	9	10.36 Q	+0.1
					Round 1	5	3	16	10.52 Q	-1.0
5	292	Dominic ASHWELL	GBR	13 Jun 99	Final	1	1	5	10.25	PB +1.2
					Semi-Final	2	6	5	10.28 q	PB +1.4
					Round 1	2	8	6	10.36 Q	PB +0.6
6	586	Henrik LARSSON	SWE	30 Sep 99	Final	1	5	6	10.28	+1.2
					Semi-Final	2	5	2	10.22 Q	NU20R +1.4
					Round 1	5	4	14	10.49 Q	-1.0
7	425	Michael STEPHENS	JAM	19 Aug 00	Final	1	3	7	10.31	+1.2
					Semi-Final	2	3	3	10.22 Q	PB +1.4
					Round 1	6	5	2	10.30 Q	PB +0.2
8	442	Daisuke MIYAMOTO	JPN	17 Apr 99	Final	1	2	8	10.43	+1.2
					Semi-Final	1	5	6	10.33 q	+1.0
					Round 1	1	2	15	10.50 Q	+1.1

ALL-TIME TOP LIST				SEASON TOP LIST			
RESULT	NAME	VENUE	DATE	RESULT	NAME	VENUE	2018
9.97	Trayvon BROMELL (USA)	Eugene (Hayward Field), OR	13 Jun 14	10.09	Anthony SCHWARTZ (USA)	Albuquerque, NM (USA)	2 Jun
10.00	Trentavis FRIDAY (USA)	Eugene (Hayward Field), OR	5 Jul 14	10.11	Thando DLODLO (RSA)	Pretoria (RSA)	15 Mar
10.01	Darrel BROWN (TTO)	Paris Saint-Denis (Stade de France)	24 Aug 03	10.11	Christopher TAYLOR (JAM)	Kingston (JAM)	30 Jun
10.01	Jeffery DEMPS (USA)	Eugene, OR	28 Jun 08	10.15	Jake DORAN (AUS)	Jämsä (FIN)	1 Jul
10.01	Yoshihide KIRYU (JPN)	Hiroshima	29 Apr 13	10.18	Thembo MONARENG (RSA)	Sasolburg (RSA)	28 Apr
10.03	Marcus ROWLAND (USA)	Port of Spain	31 Jul 09	10.18	Lalu Muhammad ZOHRI (INA)	Tampere	11 Jul
10.04	D'Anqelo CHERRY (USA)	Fayetteville, AR	10 Jun 09	10.19	Enoch ADEGOKE (NGR)	Gold Coast (Carrara Stadium)	8 Apr
10.04	Christophe LEMAITRE (FRA)	Novi Sad	24 Jul 09	10.20	Sachin DENNIS (JAM)	Kingston (JAM)	23 Mar
10.04	Abdullah Abkar MOHAMMED (KSA)	Norwalk, CA	15 Apr 16	10.22	Malesela SENONA (RSA)	Paarl (RSA)	5 Apr
10.05	Adam GEMILI (GBR)	Barcelona (Estadio Olímpico)	11 Jul 12	10.22	Retshidisitswe MLENGA (RSA)	Paarl (RSA)	5 Apr
10.05	Abdul Hakim SANI BROWN (JPN)	Isaka (Nagai Stadium)	24 Jun 17	10.22	KeSean CARTER (USA)	Austin, TX (USA)	11 May
				10.22	Michael STEPHENS (JAM)	Tampere	11 Jul
				10.22	Henrik LARSSON (SWE)	Tampere	11 Jul
				10.22	Eric HARRISON (USA)	Tampere	11 Jul



SUMMARY



100 Metres Men - Semi-Final

First 2 in each heat (Q) and the next 2 fastest (q) advance to the Final

RECORDS	RESULT	NAME	COUNTRY	AGE	VENUE	DATE	
World U20 Record	WU20R	9.97 Trayvon BROMELL	USA	19	Eugene (Hayward Field), OR	13 Jun 2014	
Championships Record	CR	10.05 Adam GEMILI	GBR	19	Barcelona (Estadio Olímpico)	11 Jul 2012	
World U20 Leading	WU20L	10.09 Anthony SCHWARTZ	USA	18	Albuquerque, NM (USA)	2 Jun 2018	
Area U20 Record	AU20R	National U20 Record	NU20R	Personal Best	PB	Season Best	SB

11 July 2018

RANK	PLACE	HEAT	LANE	BIB	NAME	COUNTRY	DATE of BIRTH	RESULT		WIND
1	1	1	8	657	Anthony SCHWARTZ	USA	5 Sep 00	10.19	Q	+1.0
2	1	2	5	586	Henrik LARSSON	SWE	30 Sep 99	10.22 (.211)	Q	NU20R +1.4
3	2	2	3	425	Michael STEPHENS	JAM	19 Aug 00	10.22 (.218)	Q	PB +1.4
4	2	1	3	363	Lalu Muhammad ZOHRI	INA	1 Jul 00	10.24	Q	NU20R +1.0
5	3	2	6	292	Dominic ASHWELL	GBR	13 Jun 99	10.28	q	PB +1.4
6	3	1	5	442	Daisuke MIYAMOTO	JPN	17 Apr 99	10.33 (.322)	q	+1.0
7	4	2	7	432	Satoru FUKUSHIMA	JPN	19 Jan 00	10.33 (.328)		PB +1.4
8	1	3	6	645	Eric HARRISON	USA	18 Feb 99	10.36 (.357)	Q	+0.1
9	2	3	8	552	Thembo MONARENG	RSA	14 Feb 99	10.36 (.358)	Q	+0.1
10	3	3	3	303	Chad MILLER	GBR	31 Mar 00	10.38		+0.1
11	4	1	1	412	Rikkoi BRATHWAITE	IVB	19 Feb 99	10.44		SB +1.0
12	4	3	4	122	Jake DORAN	AUS	18 Nov 00	10.47		+0.1
13	5	2	2	389	Gal ARAD	ISR	29 Oct 99	10.53 (.522)		+1.4
14	6	2	1	236	Sergio LÓPEZ	ESP	5 Jul 99	10.53 (.524)		SB +1.4
15	7	2	8	315	Luis BRANDNER	GER	9 Oct 00	10.54		+1.4
16	5	1	7	497	Isayah BOERS	NED	19 Jun 99	10.55 (.543)		+1.0
17	5	3	2	594	Tyrell EDWARDS	TTO	25 Feb 99	10.55 (.549)		+0.1
18	6	3	7	268	Riku ILLUKKA	FIN	21 Sep 99	10.67		+0.1
19	7	3	1	405	Lorenzo PAISSAN	ITA	24 Nov 00	10.73		+0.1
		1	2	629	Vasyl MAKUKH	UKR	14 Jan 00	DNF		+1.0
		3	5	324	Marvin SCHULTE	GER	19 Feb 99	DQ	162.8	+0.1
		2	4	139	Joel JOHNSON	BAH	8 Sep 00	DNS		+1.4
		1	6	414	Michael BENTLEY	JAM	17 Jan 99	DNS		+1.0
		1	4	267	Samuel PUROLA	FIN	19 May 00	DNS		+1.0

NOTE IAAF Rule 162.8 - False Start

ALL-TIME TOP LIST				SEASON TOP LIST			
RESULT	NAME	VENUE	DATE	RESULT	NAME	VENUE	2018
9.97	Trayvon BROMELL (USA)	Eugene (Hayward Field), OR	13 Jun 14	10.09	Anthony SCHWARTZ (USA)	Albuquerque, NM (USA)	2 Jun
10.00	Trentavis FRIDAY (USA)	Eugene (Hayward Field), OR	5 Jul 14	10.11	Thando DLODLO (RSA)	Pretoria (RSA)	15 Mar
10.01	Darrel BROWN (TTO)	Paris Saint-Denis (Stade de France)	24 Aug 03	10.11	Christopher TAYLOR (JAM)	Kingston (JAM)	30 Jun
10.01	Jeffery DEMPS (USA)	Eugene, OR	28 Jun 08	10.15	Jake DORAN (AUS)	Jämsä (FIN)	1 Jul
10.01	Yoshihide KIRYU (JPN)	Hiroshima	29 Apr 13	10.18	Thembo MONARENG (RSA)	Sasolburg (RSA)	28 Apr
10.03	Marcus ROWLAND (USA)	Port of Spain	31 Jul 09	10.19	Enoch ADEGOKE (NGR)	Gold Coast (Carrara Stadium)	8 Apr
10.04	D'Angelo CHERRY (USA)	Fayetteville, AR	10 Jun 09	10.20	Sachin DENNIS (JAM)	Kingston (JAM)	23 Mar
10.04	Christophe LEMAITRE (FRA)	Novi Sad	24 Jul 09	10.22	Malesela SENONA (RSA)	Paarl (RSA)	5 Apr
10.04	Abdullah Abkar MOHAMMED (KSA)	Norwalk, CA	15 Apr 16	10.22	Retshidisitswe MLENGA (RSA)	Paarl (RSA)	5 Apr
10.05	Adam GEMILI (GBR)	Barcelona (Estadio Olímpico)	11 Jul 12	10.22	KeSean CARTER (USA)	Austin, TX (USA)	11 May
10.05	Abdul Hakim SANI BROWN (JPN)	Isaka (Nagai Stadium)	24 Jun 17	10.22	Michael STEPHENS (JAM)	Tampere	11 Jul
				10.22	Henrik LARSSON (SWE)	Tampere	11 Jul



RESULTS



100 Metres Men - Semi-Final

First 2 in each heat (Q) and the next 2 fastest (q) advance to the Final

RECORDS	RESULT	NAME	COUNTRY	AGE	VENUE	DATE	
World U20 Record	WU20R	9.97	Trayvon BROMELL	USA	19	Eugene (Hayward Field), OR	13 Jun 2014
Championships Record	CR	10.05	Adam GEMILI	GBR	19	Barcelona (Estadio Olímpico)	11 Jul 2012
World U20 Leading	WU20L	10.09	Anthony SCHWARTZ	USA	18	Albuquerque, NM (USA)	2 Jun 2018

Area U20 Record	National U20 Record	Personal Best	Season Best
AU20R	NU20R	PB	SB

Heat 1	3	11 July 2018	17:49	START TIME	21° C	56 %	TEMPERATURE	HUMIDITY	+1.0 m/s	WIND
--------	---	--------------	-------	------------	-------	------	-------------	----------	----------	------

PLACE	BIB	NAME	COUNTRY	DATE OF BIRTH	LANE	RESULT	REACTION	Fn
1	657	Anthony SCHWARTZ	USA	5 Sep 00	8	10.19	Q	0.136
2	363	Lalu Muhammad ZOHRI	INA	1 Jul 00	3	10.24	Q	0.166
3	442	Daisuke MIYAMOTO	JPN	17 Apr 99	5	10.33 (.322)	q	0.132
4	412	Rikkoi BRATHWAITE	IVB	19 Feb 99	1	10.44	SB	0.142
5	497	Isayah BOERS	NED	19 Jun 99	7	10.55 (.543)		0.137
	629	Vasyl MAKUKH	UKR	14 Jan 00	2	DNF		0.154
	414	Michael BENTLEY	JAM	17 Jan 99	6	DNS		
	267	Samuel PUROLA	FIN	19 May 00	4	DNS		

Heat 2	3	11 July 2018	17:57	START TIME	21° C	56 %	TEMPERATURE	HUMIDITY	+1.4 m/s	WIND
--------	---	--------------	-------	------------	-------	------	-------------	----------	----------	------

PLACE	BIB	NAME	COUNTRY	DATE OF BIRTH	LANE	RESULT	REACTION	Fn
1	586	Henrik LARSSON	SWE	30 Sep 99	5	10.22 (.211)	Q	0.120
2	425	Michael STEPHENS	JAM	19 Aug 00	3	10.22 (.218)	Q	0.153
3	292	Dominic ASHWELL	GBR	13 Jun 99	6	10.28	q	0.120
4	432	Satoru FUKUSHIMA	JPN	19 Jan 00	7	10.33 (.328)	SB	0.171
5	389	Gal ARAD	ISR	29 Oct 99	2	10.53 (.522)		0.148
6	236	Sergio LÓPEZ	ESP	5 Jul 99	1	10.53 (.524)	SB	0.195
7	315	Luis BRANDNER	GER	9 Oct 00	8	10.54		0.175
	139	Joel JOHNSON	BAH	8 Sep 00	4	DNS		

Heat 3	3	11 July 2018	18:04	START TIME	21° C	56 %	TEMPERATURE	HUMIDITY	+0.1 m/s	WIND
--------	---	--------------	-------	------------	-------	------	-------------	----------	----------	------

PLACE	BIB	NAME	COUNTRY	DATE OF BIRTH	LANE	RESULT	REACTION	Fn
1	645	Eric HARRISON	USA	18 Feb 99	6	10.36 (.357)	Q	0.151
2	552	Thembo MONARENG	RSA	14 Feb 99	8	10.36 (.358)	Q	0.134
3	303	Chad MILLER	GBR	31 Mar 00	3	10.38		0.130
4	122	Jake DORAN	AUS	18 Nov 00	4	10.47		0.146
5	594	Tyrell EDWARDS	TTO	25 Feb 99	2	10.55 (.549)		0.154
6	268	Riku ILLUKKA	FIN	21 Sep 99	7	10.67		0.147
7	405	Lorenzo PAISSAN	ITA	24 Nov 00	1	10.73		0.145
	324	Marvin SCHULTE	GER	19 Feb 99	5	DQ 162.8		-0.004 F1

NOTE IAAF Rule 162.8 - False Start

ALL-TIME TOP LIST				SEASON TOP LIST			
RESULT	NAME	VENUE	DATE	RESULT	NAME	VENUE	2018
9.97	Trayvon BROMELL (USA)	Eugene (Hayward Field), OR	13 Jun 14	10.09	Anthony SCHWARTZ (USA)	Albuquerque, NM (USA)	2 Jun
10.00	Trentavis FRIDAY (USA)	Eugene (Hayward Field), OR	5 Jul 14	10.11	Thando DLODLO (RSA)	Pretoria (RSA)	15 Mar
10.01	Darrel BROWN (TTO)	Paris Saint-Denis (Stade de France)	24 Aug 03	10.11	Christopher TAYLOR (JAM)	Kingston (JAM)	30 Jun
10.01	Jeffery DEMPS (USA)	Eugene, OR	28 Jun 08	10.15	Jake DORAN (AUS)	Jämsä (FIN)	1 Jul
10.01	Yoshihide KIRYU (JPN)	Hiroshima	29 Apr 13	10.18	Thembo MONARENG (RSA)	Sasolburg (RSA)	28 Apr
10.03	Marcus ROWLAND (USA)	Port of Spain	31 Jul 09	10.19	Enoch ADEGOKE (NGR)	Gold Coast (Carrara Stadium)	8 Apr
10.04	D'Angelo CHERRY (USA)	Fayetteville, AR	10 Jun 09	10.20	Sachin DENNIS (JAM)	Kingston (JAM)	23 Mar
10.04	Christophe LEMAITRE (FRA)	Novi Sad	24 Jul 09	10.22	Malesela SENONA (RSA)	Paarl (RSA)	5 Apr
10.04	Abdullah Abkar MOHAMMED (KSA)	Norwalk, CA	15 Apr 16	10.22	Retshiditswe MLENGA (RSA)	Paarl (RSA)	5 Apr
10.05	Adam GEMILI (GBR)	Barcelona (Estadio Olímpico)	11 Jul 12	10.22	KeSean CARTER (USA)	Austin, TX (USA)	11 May
10.05	Abdul Hakim SANI BROWN (JPN)	Isaka (Nagai Stadium)	24 Jun 17	10.22	Michael STEPHENS (JAM)	Tampere	11 Jul
				10.22	Henrik LARSSON (SWE)	Tampere	11 Jul



SUMMARY



100 Metres Men - Round 1

First 3 in each heat (Q) and the next 6 fastest (q) advance to the Semi-Finals

RECORDS	RESULT	NAME	COUNTRY	AGE	VENUE	DATE	
World U20 Record	WU20R	9.97 Trayvon BROMELL	USA	19	Eugene (Hayward Field), OR	13 Jun 2014	
Championships Record	CR	10.05 Adam GEMILI	GBR	19	Barcelona (Estadio Olímpico)	11 Jul 2012	
World U20 Leading	WU20L	10.09 Anthony SCHWARTZ	USA	18	Albuquerque, NM (USA)	2 Jun 2018	
Area U20 Record	AU20R	National U20 Record	NU20R	Personal Best	PB	Season Best	SB

10 July 2018

RANK	PLACE	HEAT	LANE	BIB	NAME	COUNTRY	DATE of BIRTH	RESULT	WIND
1	1	1	3	363	Lalu Muhammad ZOHRI	INA	1 Jul 00	10.30 (.296) Q	+1.1
2	1	6	5	425	Michael STEPHENS	JAM	19 Aug 00	10.30 (.297) Q PB	+0.2
3	1	3	8	303	Chad MILLER	GBR	31 Mar 00	10.33 Q PB	+0.5
4	2	3	6	414	Michael BENTLEY	JAM	17 Jan 99	10.34 (.331) Q	+0.5
5	2	6	1	139	Joel JOHNSON	BAH	8 Sep 00	10.34 (.337) Q	+0.2
6	1	2	8	292	Dominic ASHWELL	GBR	13 Jun 99	10.36 Q PB	+0.6
7	3	3	1	432	Satoru FUKUSHIMA	JPN	19 Jan 00	10.37 Q SB	+0.5
8	1	4	2	645	Eric HARRISON	USA	18 Feb 99	10.39 Q	-0.3
9	3	6	7	657	Anthony SCHWARTZ	USA	5 Sep 00	10.40 Q	+0.2
10	2	2	3	122	Jake DORAN	AUS	18 Nov 00	10.41 Q	+0.6
11	4	3	2	412	Rikkoi BRATHWAITE	IVB	19 Feb 99	10.44 (.432) q SB	+0.5
12	2	4	3	324	Marvin SCHULTE	GER	19 Feb 99	10.44 (.440) Q	-0.3
13	1	5	2	267	Samuel PUROLA	FIN	19 May 00	10.47 Q	-1.0
14	2	5	4	586	Henrik LARSSON	SWE	30 Sep 99	10.49 Q	-1.0
15	2	1	2	442	Daisuke MIYAMOTO	JPN	17 Apr 99	10.50 Q	+1.1
16	3	5	3	552	Thembo MONARENG	RSA	14 Feb 99	10.52 (.513) Q	-1.0
17	3	2	7	315	Luis BRANDNER	GER	9 Oct 00	10.52 (.517) Q	+0.6
18	4	2	6	389	Gal ARAD	ISR	29 Oct 99	10.56 q	+0.6
19	4	6	6	594	Tyrell EDWARDS	TTO	25 Feb 99	10.57 (.567) q	+0.2
20	5	6	8	405	Lorenzo PAISSAN	ITA	24 Nov 00	10.57 (.568) q	+0.2
21	5	3	4	236	Sergio LÓPEZ	ESP	5 Jul 99	10.59 q	+0.5
22	5	2	1	629	Vasyl MAKUKH	UKR	14 Jan 00	10.62 (.614) q	+0.6
23	4	5	6	471	Minkyu SHIN	KOR	9 Mar 00	10.62 (.616)	-1.0
24	3	4	7	268	Riku ILLUKKA	FIN	21 Sep 99	10.65 Q	-0.3
25	3	1	5	497	Isayah BOERS	NED	19 Jun 99	10.66 (.656) Q	+1.1
26	4	4	5	125	Joshua AZZOPARDI	AUS	27 Nov 99	10.66 (.660)	-0.3
27	4	1	6	238	Joan MARTINEZ	ESP	14 Jun 99	10.67	+1.1
28	6	2	2	670	Simang'aliso NDHLOVU	ZAM	19 Jan 99	10.68	+0.6
29	5	1	4	595	Timothy FREDERICK	TTO	17 Aug 01	10.69	+1.1
30	6	3	3	549	Thando DLODLO	RSA	22 Apr 99	10.70 (.692)	+0.5
31	6	1	7	136	Adrian CURRY	BAH	17 May 01	10.70 (.693)	+1.1
32	5	5	5	535	Jeremy ESTRADA	PUR	27 Mar 00	10.75	-1.0
33	6	5	1	212	Štěpán HAMPL	CZE	10 Nov 99	10.78	-1.0
34	6	6	2	219	Danelson MAHAUTIERE	DMA	15 Mar 00	10.79	+0.2
35	7	6	4	178	Antonio IVANOV	BUL	27 May 99	10.84	+0.2
36	7	3	5	512	Mateo VARGAS	PAR	27 Jul 02	10.89	+0.5
37	7	2	4	350	Gerom Samael SOLIS	HON	20 Mar 99	10.94	+0.6
38	7	5	7	505	Jonah HARRIS	NRU	16 Jan 99	11.11	-1.0
39	8	2	5	589	Tevita Potesio PONE	TGA	12 Apr 99	11.16 PB	+0.6
40	5	4	4	510	Moutasim AL SHEKAILI	OMA	15 Mar 00	11.19 PB	-0.3



SUMMARY
100 Metres Men - Round 1

10 July 2018

RANK	PLACE	HEAT	LANE	BIB	NAME	COUNTRY	DATE of BIRTH	RESULT	WIND
41	7	1	8	431	Rahmie SHARIF	JOR	99	11.33	NU20R +1.1
42	8	5	8	517	Manoka JOHN	PNG	3 Jul 99	11.52	PB -1.0
43	8	6	3	666	Jojo IAV	VAN	26 Oct 00	11.63	PB +0.2
44	8	1	1	347	Joseph AGUON	GUM	16 Jan 02	11.69	PB +1.1
45	6	4	8	157	Mipham Yoezer GURUNG	BHU	24 Dec 99	12.05	NU20R -0.3
46	8	3	7	591	Shirgeldi UTOMYSHOV	TKM	16 Apr 01	13.07	PB +0.5
		4	6	473	Abdu Ahmed MARZOUQ	KSA	16 Feb 00	DQ	162.8 -0.3
		4	1	500	Enoch ADEGOKE	NGR	8 Mar 00	DNS	-0.3

NOTE IAAF Rule 162.8 - False Start

ALL-TIME TOP LIST				SEASON TOP LIST			
RESULT	NAME	VENUE	DATE	RESULT	NAME	VENUE	2018
9.97	Trayvon BROMELL (USA)	Eugene (Hayward Field), OR	13 Jun 14	10.09	Anthony SCHWARTZ (USA)	Albuquerque, NM (USA)	2 Jun
10.00	Trentavis FRIDAY (USA)	Eugene (Hayward Field), OR	5 Jul 14	10.11	Thando DLODLO (RSA)	Pretoria (RSA)	15 Mar
10.01	Darrel BROWN (TTO)	Paris Saint-Denis (Stade de France)	24 Aug 03	10.11	Christopher TAYLOR (JAM)	Kingston (JAM)	30 Jun
10.01	Jeffery DEMPS (USA)	Eugene, OR	28 Jun 08	10.15	Jake DORAN (AUS)	Jämsä (FIN)	1 Jul
10.01	Yoshihide KIRYU (JPN)	Hiroshima	29 Apr 13	10.18	Thembo MONARENG (RSA)	Sasolburg (RSA)	28 Apr
10.03	Marcus ROWLAND (USA)	Port of Spain	31 Jul 09	10.19	Enoch ADEGOKE (NGR)	Gold Coast (Carrara Stadium)	8 Apr
10.04	D'Angelo CHERRY (USA)	Fayetteville, AR	10 Jun 09	10.20	Sachin DENNIS (JAM)	Kingston (JAM)	23 Mar
10.04	Christophe LEMAITRE (FRA)	Novi Sad	24 Jul 09	10.22	Malesela SENONA (RSA)	Paarl (RSA)	5 Apr
10.04	Abdullah Abkar MOHAMMED (KSA)	Norwalk, CA	15 Apr 16	10.22	Retshidisitswe MLENGA (RSA)	Paarl (RSA)	5 Apr
10.05	Adam GEMILI (GBR)	Barcelona (Estadio Olímpico)	11 Jul 12	10.22	KeSean CARTER (USA)	Austin, TX (USA)	11 May
10.05	Abdul Hakim SANI BROWN (JPN)	Isaka (Nagai Stadium)	24 Jun 17				



RESULTS



100 Metres Men - Round 1

First 3 in each heat (Q) and the next 6 fastest (q) advance to the Semi-Finals

RECORDS	RESULT	NAME	COUNTRY	AGE	VENUE	DATE	
World U20 Record	WU20R	9.97	Trayvon BROMELL	USA	19	Eugene (Hayward Field), OR	13 Jun 2014
Championships Record	CR	10.05	Adam GEMILI	GBR	19	Barcelona (Estadio Olímpico)	11 Jul 2012
World U20 Leading	WU20L	10.09	Anthony SCHWARTZ	USA	18	Albuquerque, NM (USA)	2 Jun 2018
Area U20 Record	AU20R	National U20 Record	NU20R	Personal Best	PB	Season Best	SB

Heat 1 6 10 July 2018 11:49 START TIME 21° C TEMPERATURE 53 % HUMIDITY +1.1 m/s WIND

PLACE	BIB	NAME	COUNTRY	DATE OF BIRTH	LANE	RESULT	REACTION	Fn
1	363	Lalu Muhammad ZOHRI	INA	1 Jul 00	3	10.30 [.296] Q	0.150	
2	442	Daisuke MIYAMOTO	JPN	17 Apr 99	2	10.50 Q	0.147	
3	497	Isayah BOERS	NED	19 Jun 99	5	10.66 [.656] Q	0.142	
4	238	Joan MARTINEZ	ESP	14 Jun 99	6	10.67	0.157	
5	595	Timothy FREDERICK	TTO	17 Aug 01	4	10.69	0.137	
6	136	Adrian CURRY	BAH	17 May 01	7	10.70 [.693]	0.177	
7	431	Rahmie SHARIF	JOR	99	8	11.33 NU20R	0.164	
8	347	Joseph AGUON	GUM	16 Jan 02	1	11.69 PB	0.162	

Heat 2 6 10 July 2018 11:57 START TIME 21° C TEMPERATURE 53 % HUMIDITY +0.6 m/s WIND

PLACE	BIB	NAME	COUNTRY	DATE OF BIRTH	LANE	RESULT	REACTION	Fn
1	292	Dominic ASHWELL	GBR	13 Jun 99	8	10.36 Q PB	0.127	
2	122	Jake DORAN	AUS	18 Nov 00	3	10.41 Q	0.144	
3	315	Luis BRANDNER	GER	9 Oct 00	7	10.52 [.517] Q	0.186	
4	389	Gal ARAD	ISR	29 Oct 99	6	10.56 q	0.161	
5	629	Vasyl MAKUKH	UKR	14 Jan 00	1	10.62 [.614] q	0.154	
6	670	Simang'alisio NDHLOVU	ZAM	19 Jan 99	2	10.68	0.148	
7	350	Gerom Samael SOLIS	HON	20 Mar 99	4	10.94	0.164	
8	589	Tevita Potesio PONE	TGA	12 Apr 99	5	11.16 PB	0.187	

Heat 3 6 10 July 2018 12:03 START TIME 21° C TEMPERATURE 53 % HUMIDITY +0.5 m/s WIND

PLACE	BIB	NAME	COUNTRY	DATE OF BIRTH	LANE	RESULT	REACTION	Fn
1	303	Chad MILLER	GBR	31 Mar 00	8	10.33 Q PB	0.136	
2	414	Michael BENTLEY	JAM	17 Jan 99	6	10.34 [.331] Q	0.158	
3	432	Satoru FUKUSHIMA	JPN	19 Jan 00	1	10.37 Q SB	0.137	
4	412	Rikkoi BRATHWAITE	IVB	19 Feb 99	2	10.44 [.432] q SB	0.144	
5	236	Sergio LÓPEZ	ESP	5 Jul 99	4	10.59 q	0.172	
6	549	Thando DLODLO	RSA	22 Apr 99	3	10.70 [.692]	0.180	
7	512	Mateo VARGAS	PAR	27 Jul 02	5	10.89	0.126	
8	591	Shirgeldi UTOMYSHOV	TKM	16 Apr 01	7	13.07 PB	0.188	

Heat 4 6 10 July 2018 12:10 START TIME 21° C TEMPERATURE 53 % HUMIDITY -0.3 m/s WIND

PLACE	BIB	NAME	COUNTRY	DATE OF BIRTH	LANE	RESULT	REACTION	Fn
1	645	Eric HARRISON	USA	18 Feb 99	2	10.39 Q	0.145	
2	324	Marvin SCHULTE	GER	19 Feb 99	3	10.44 [.440] Q	0.151	
3	268	Riku ILLUKKA	FIN	21 Sep 99	7	10.65 Q	0.142	
4	125	Joshua AZZOPARDI	AUS	27 Nov 99	5	10.66 [.660]	0.123	
5	510	Moutasim AL SHEKAILI	OMA	15 Mar 00	4	11.19 PB	0.145	
6	157	Mipham Yoezer GURUNG	BHU	24 Dec 99	8	12.05 NU20R	0.191	
473	Abdu Ahmed MARZOUQ	KSA	16 Feb 00	6	DQ 162.8	-0.212	F1	
500	Enoch ADEGOKE	NGR	8 Mar 00	1	DNS			

NOTE IAAF Rule 162.8 - False Start



RESULTS
100 Metres Men - Round 1

Heat 5		10 July 2018 12:20 START TIME		21° C TEMPERATURE 53% HUMIDITY		-1.0 m/s WIND		
PLACE	BIB	NAME	COUNTRY	DATE OF BIRTH	LANE	RESULT	REACTION	Fn
1	267	Samuel PUROLA	FIN	19 May 00	2	10.47	Q	0.139
2	586	Henrik LARSSON	SWE	30 Sep 99	4	10.49	Q	0.180
3	552	Thembo MONARENG	RSA	14 Feb 99	3	10.52 (.513)	Q	0.143
4	471	Minkyu SHIN	KOR	9 Mar 00	6	10.62 (.616)		0.130
5	535	Jeremy ESTRADA	PUR	27 Mar 00	5	10.75		0.160
6	212	Štěpán HAMPL	CZE	10 Nov 99	1	10.78		0.132
7	505	Jonah HARRIS	NRU	16 Jan 99	7	11.11		0.141
8	517	Manoka JOHN	PNG	3 Jul 99	8	11.52	PB	0.176

Heat 6		10 July 2018 12:26 START TIME		22° C TEMPERATURE 50% HUMIDITY		+0.2 m/s WIND		
PLACE	BIB	NAME	COUNTRY	DATE OF BIRTH	LANE	RESULT	REACTION	Fn
1	425	Michael STEPHENS	JAM	19 Aug 00	5	10.30 (.297)	Q PB	0.137
2	139	Joel JOHNSON	BAH	8 Sep 00	1	10.34 (.337)	Q	0.173
3	657	Anthony SCHWARTZ	USA	5 Sep 00	7	10.40	Q	0.147
4	594	Tyrell EDWARDS	TTO	25 Feb 99	6	10.57 (.567)	q	0.160
5	405	Lorenzo PAISSAN	ITA	24 Nov 00	8	10.57 (.568)	q	0.142
6	219	Danelson MAHAUTIERE	DMA	15 Mar 00	2	10.79		0.165
7	178	Antonio IVANOV	BUL	27 May 99	4	10.84		0.127
8	666	Jojo IAV	VAN	26 Oct 00	3	11.63	PB	0.178

ALL-TIME TOP LIST				SEASON TOP LIST			
RESULT	NAME	VENUE	DATE	RESULT	NAME	VENUE	2018
9.97	Trayvon BROMELL (USA)	Eugene (Hayward Field), OR	13 Jun 14	10.09	Anthony SCHWARTZ (USA)	Albuquerque, NM (USA)	2 Jun
10.00	Trentavis FRIDAY (USA)	Eugene (Hayward Field), OR	5 Jul 14	10.11	Thando DLODLO (RSA)	Pretoria (RSA)	15 Mar
10.01	Darrel BROWN (TTO)	Paris Saint-Denis (Stade de France)	24 Aug 03	10.11	Christopher TAYLOR (JAM)	Kingston (JAM)	30 Jun
10.01	Jeffery DEMPS (USA)	Eugene, OR	28 Jun 08	10.15	Jake DORAN (AUS)	Jämsä (FIN)	1 Jul
10.01	Yoshihide KIRYU (JPN)	Hiroshima	29 Apr 13	10.18	Thembo MONARENG (RSA)	Sasolburg (RSA)	28 Apr
10.03	Marcus ROWLAND (USA)	Port of Spain	31 Jul 09	10.19	Enoch ADEGOKE (NGR)	Gold Coast (Carrara Stadium)	8 Apr
10.04	D'Angelo CHERRY (USA)	Fayetteville, AR	10 Jun 09	10.20	Sachin DENNIS (JAM)	Kingston (JAM)	23 Mar
10.04	Christophe LEMAITRE (FRA)	Novi Sad	24 Jul 09	10.22	Malesela SENONA (RSA)	Paarl (RSA)	5 Apr
10.04	Abdullah Abkar MOHAMMED (KSA)	Norwalk, CA	15 Apr 16	10.22	Retshidisitswe MLENGA (RSA)	Paarl (RSA)	5 Apr
10.05	Adam GEMILI (GBR)	Barcelona (Estadio Olímpico)	11 Jul 12	10.22	KeSean CARTER (USA)	Austin, TX (USA)	11 May
10.05	Abdul Hakim SANI BROWN (JPN)	Isaka (Nagai Stadium)	24 Jun 17				



RESULTS



200 Metres Men - Final

RECORDS	RESULT	NAME	COUNTRY	AGE	VENUE	DATE
World U20 Record	WU20R	19.93	Usain BOLT	JAM	18	Devonshire 11 Apr 2004
Championships Record	CR	20.17	Michael NORMAN	USA	19	Bydgoszcz (Stadion Zawisza) 22 Jul 2016
World U20 Leading	WU20L	20.35	Christopher TAYLOR	JAM	19	Kingston (JAM) 24 Mar 2018
Area U20 Record	AU20R		National U20 Record	NU20R	Personal Best	PB
			Season Best	SB		

13 July 2018 21:21 START TIME 21° C TEMPERATURE 73 % HUMIDITY -0.1 m/s WIND

PLACE	BIB	NAME	COUNTRY	DATE of BIRTH	LANE	RESULT	REACTION	Fn
1	297	Jona EFOLOKO	GBR	23 Sep 99	6	20.48	PB	0.159
2	296	Charles DOBSON	GBR	20 Oct 99	4	20.57		0.172
3	645	Eric HARRISON	USA	18 Feb 99	7	20.79		0.149
4	245	Pol RETAMAL	ESP	16 Mar 99	8	20.85		0.193
5	121	Zane BRANCO	AUS	4 Jan 00	5	20.86		0.159
6	651	Khance MEYERS	USA	11 Jan 99	3	20.87		0.159
7	321	Milo SKUPIN-ALFA	GER	7 Feb 99	1	21.07		0.143
	586	Henrik LARSSON	SWE	30 Sep 99	2	DNS		

ALL-TIME TOP LIST				SEASON TOP LIST			
RESULT	NAME	VENUE	DATE	RESULT	NAME	VENUE	2018
19.93	Usain BOLT (JAM)	Devonshire	11 Apr 04	20.35	Christopher TAYLOR (JAM)	Kingston (JAM)	24 Mar
20.04	Ramil GULIYEV (AZE)	Beograd	10 Jul 09	20.39	Eric HARRISON (USA)	Bloomington, IN (USA)	13 May
20.07	Lorenzo DANIEL (USA)	Starkville, MS	18 May 85	20.41	Thando DLODLO (RSA)	Pretoria (RSA)	17 Mar
20.09	Noah LYLES (USA)	Eugene (Hayward Field), OR	9 Jul 16	20.47	Anthony SCHWARTZ (USA)	Miami (USA)	3 Mar
20.10	Clarence MUNYAI (RSA)	Pretoria (Tuks)	4 Mar 17	20.48	Jona EFOLOKO (GBR)	Tampere	13 Jul
20.13	Roy MARTIN (USA)	Austin, TX	11 May 85	20.53	Charles DOBSON (GBR)	Tampere	12 Jul
20.14	Tyreek HILL (USA)	Orlando, FL	26 May 12	20.57	Anthony CARPENTER (JAM)	Kingston (JAM)	22 Mar
20.14	Michael NORMAN (USA)	Eugene (Hayward Field), OR	9 Jul 16	20.58	Zachary SHINNICK (USA)	Los Angeles, CA (USA)	24 Mar
20.16	Riaan DEMPERS (RSA)	Germiston	7 Apr 95	20.59	Jared HAYES (USA)	San Marcos (USA)	13 May
20.18	Walter DIX (USA)	Sacramento, CA	9 Jun 05	20.62	Khance MEYERS (USA)	El Dorado, KS (USA)	18 May



RESULT PROGRESSION

200 Metres Men - Final



RECORDS	RESULT	NAME	COUNTRY	AGE	VENUE	DATE
World U20 Record	WU20R	19.93 Usain BOLT	JAM	18	Devonshire	11 Apr 2004
Championships Record	CR	20.17 Michael NORMAN	USA	19	Bydgoszcz (Stadion Zawisza)	22 Jul 2016
World U20 Leading	WU20L	20.35 Christopher TAYLOR	JAM	19	Kingston (JAM)	24 Mar 2018
Area U20 Record	AU20R	National U20 Record	NU20R	Personal Best	PB	Season Best
					SB	

13 July 2018

RANK	BIB	NAME	COUNTRY	DATE of BIRTH	PHASE	HEAT	LANE	PLACE	RESULT	WIND	
1	297	Jona EFOLOKO	GBR	23 Sep 99	Final	1	6	1	20.48	PB	-0.1
					Semi-Final	3	6	2	20.74 Q		-0.3
					Round 1	3	5	2	20.65 Q	PB	-0.2
2	296	Charles DOBSON	GBR	20 Oct 99	Final	1	4	2	20.57		-0.1
					Semi-Final	1	5	1	20.53 Q	PB	-0.6
					Round 1	4	8	1	20.65 Q	PB	-0.1
3	645	Eric HARRISON	USA	18 Feb 99	Final	1	7	3	20.79		-0.1
					Semi-Final	3	5	6	20.86 Q		-0.3
					Round 1	2	3	4	20.73 Q		+0.4
4	245	Pol RETAMAL	ESP	16 Mar 99	Final	1	8	4	20.85		-0.1
					Semi-Final	2	5	7	20.91 Q		+0.4
					Round 1	5	6	6	20.81 Q	NU20R	+0.2
5	121	Zane BRANCO	AUS	4 Jan 00	Final	1	5	5	20.86		-0.1
					Semi-Final	1	3	4	20.81 Q		-0.6
					Round 1	3	1	10	21.04 Q		-0.2
6	651	Khance MEYERS	USA	11 Jan 99	Final	1	3	6	20.87		-0.1
					Semi-Final	2	4	3	20.79 Q		+0.4
					Round 1	1	2	3	20.70 Q		-0.9
7	321	Milo SKUPIN-ALFA	GER	7 Feb 99	Final	1	1	7	21.07		-0.1
					Semi-Final	1	4	8	20.96 q		-0.6
					Round 1	3	8	5	20.80 Q	PB	-0.2
586	Henrik LARSSON	SWE	30 Sep 99	Final	1	2		DNS		-0.1	
				Semi-Final	1	6	5	20.85 q	PB	-0.6	
				Round 1	5	7	7	20.88 Q		+0.2	

ALL-TIME TOP LIST				SEASON TOP LIST			
RESULT	NAME	VENUE	DATE	RESULT	NAME	VENUE	2018
19.93	Usain BOLT (JAM)	Devonshire	11 Apr 04	20.35	Christopher TAYLOR (JAM)	Kingston (JAM)	24 Mar
20.04	Ramil GULIYEV (AZE)	Beograd	10 Jul 09	20.39	Eric HARRISON (USA)	Bloomington, IN (USA)	13 May
20.07	Lorenzo DANIEL (USA)	Starkville, MS	18 May 85	20.41	Thando DLODLO (RSA)	Pretoria (RSA)	17 Mar
20.09	Noah LYLES (USA)	Eugene (Hayward Field), OR	9 Jul 16	20.47	Anthony SCHWARTZ (USA)	Miami (USA)	3 Mar
20.10	Clarence MUNYAI (RSA)	Pretoria (Tuks)	4 Mar 17	20.48	Jona EFOLOKO (GBR)	Tampere	13 Jul
20.13	Roy MARTIN (USA)	Austin, TX	11 May 85	20.53	Charles DOBSON (GBR)	Tampere	12 Jul
20.14	Tyreek HILL (USA)	Orlando, FL	26 May 12	20.57	Anthony CARPENTER (JAM)	Kingston (JAM)	22 Mar
20.14	Michael NORMAN (USA)	Eugene (Hayward Field), OR	9 Jul 16	20.58	Zachary SHINNICK (USA)	Los Angeles, CA (USA)	24 Mar
20.16	Riaan DEMPERS (RSA)	Germiston	7 Apr 95	20.59	Jared HAYES (USA)	San Marcos (USA)	13 May
20.18	Walter DIX (USA)	Sacramento, CA	9 Jun 05	20.62	Khance MEYERS (USA)	El Dorado, KS (USA)	18 May



SUMMARY



200 Metres Men - Semi-Final

First 2 in each heat (Q) and the next 2 fastest (q) advance to the Final

RECORDS	RESULT	NAME	COUNTRY	AGE	VENUE	DATE
World U20 Record WU20R	19.93	Usain BOLT	JAM	18	Devonshire	11 Apr 2004
Championships Record CR	20.17	Michael NORMAN	USA	19	Bydgoszcz (Stadion Zawisza)	22 Jul 2016
World U20 Leading WU20L	20.35	Christopher TAYLOR	JAM	19	Kingston (JAM)	24 Mar 2018
Area U20 Record AU20R		National U20 Record NU20R		Personal Best PB		Season Best SB

12 July 2018

RANK	PLACE	HEAT	LANE	BIB	NAME	COUNTRY	DATE OF BIRTH	RESULT	WIND
1	1	1	5	296	Charles DOBSON	GBR	20 Oct 99	20.53	Q PB -0.6
2	1	3	6	297	Jona EFOLOKO	GBR	23 Sep 99	20.74	Q -0.3
3	1	2	4	651	Khance MEYERS	USA	11 Jan 99	20.79	Q +0.4
4	2	1	3	121	Zane BRANCO	AUS	4 Jan 00	20.81	Q -0.6
5	3	1	6	586	Henrik LARSSON	SWE	30 Sep 99	20.85	q PB -0.6
6	2	3	5	645	Eric HARRISON	USA	18 Feb 99	20.86	Q -0.3
7	2	2	5	245	Pol RETAMAL	ESP	16 Mar 99	20.91	Q +0.4
8	4	1	4	321	Milo SKUPIN-ALFA	GER	7 Feb 99	20.96	q -0.6
9	3	3	4	494	Onyema ADIGIDA	NED	7 Jan 00	21.10	-0.3
10	3	2	3	406	Lorenzo PATTA	ITA	23 May 00	21.18	+0.4
11	5	1	7	541	A.M. Salim MOHAMED	QAT	20 Oct 01	21.20	-0.6
12	4	3	3	444	Koki UEYAMA	JPN	15 May 99	21.24	-0.3
13	6	1	8	443	Keigo YASUDA	JPN	21 Feb 00	21.28	-0.6
14	4	2	6	585	Kasper KADESTÅL	SWE	17 Jan 99	21.30	+0.4
15	5	2	8	381	Aaron SEXTON	IRL	24 Aug 00	21.33	+0.4
16	7	1	2	231	Juan GONZÁLEZ	ESP	26 Jan 00	21.36	-0.6
17	8	1	1	672	Dickson Clever KAPANDURA	ZIM	11 May 99	21.37 ^(.364)	-0.6
18	6	2	7	529	Bartosz ZIELINSKI	POL	30 Jun 99	21.37 ^(.367)	+0.4
19	5	3	7	208	Daniel VEJRAŽKA	CZE	11 May 00	21.45	-0.3
20	7	2	2	595	Timothy FREDERICK	TTO	17 Aug 01	21.48	+0.4
21	6	3	2	579	William REAIS	SUI	4 May 99	21.51	-0.3
22	7	3	1	472	Ahmed Omar JUMAH	KSA	12 Feb 99	21.58	-0.3
23	8	2	1	426	Xavier NAIRNE	JAM	2 Oct 00	21.64	+0.4
24	8	3	8	290	Paul TRITENNE	FRA	5 May 00	21.72	-0.3

ALL-TIME TOP LIST				SEASON TOP LIST			
RESULT	NAME	VENUE	DATE	RESULT	NAME	VENUE	2018
19.93	Usain BOLT (JAM)	Devonshire	11 Apr 04	20.35	Christopher TAYLOR (JAM)	Kingston (JAM)	24 Mar
20.04	Ramil GULIYEV (AZE)	Beograd	10 Jul 09	20.39	Eric HARRISON (USA)	Bloomington, IN (USA)	13 May
20.07	Lorenzo DANIEL (USA)	Starkville, MS	18 May 85	20.41	Thando DLODLO (RSA)	Pretoria (RSA)	17 Mar
20.09	Noah LYLES (USA)	Eugene (Hayward Field), OR	9 Jul 16	20.47	Anthony SCHWARTZ (USA)	Miami (USA)	3 Mar
20.10	Clarence MUNYAI (RSA)	Pretoria (Tuks)	4 Mar 17	20.53	Charles DOBSON (GBR)	Tampere	12 Jul
20.13	Roy MARTIN (USA)	Austin, TX	11 May 85	20.57	Anthony CARPENTER (JAM)	Kingston (JAM)	22 Mar
20.14	Tyreek HILL (USA)	Orlando, FL	26 May 12	20.58	Zachary SHINNICK (USA)	Los Angeles, CA (USA)	24 Mar
20.14	Michael NORMAN (USA)	Eugene (Hayward Field), OR	9 Jul 16	20.59	Jared HAYES (USA)	San Marcos (USA)	13 May
20.16	Riaan DEMPERS (RSA)	Germiston	7 Apr 95	20.62	Khance MEYERS (USA)	El Dorado, KS (USA)	18 May
20.18	Walter DIX (USA)	Sacramento, CA	9 Jun 05	20.64	Abdul Hakim SANI BROWN (JPN)	Fayetteville (USA)	27 Apr



RESULTS



200 Metres Men - Semi-Final

First 2 in each heat (Q) and the next 2 fastest (q) advance to the Final

RECORDS	RESULT	NAME	COUNTRY	AGE	VENUE	DATE
World U20 Record	19.93	Usain BOLT	JAM	18	Devonshire	11 Apr 2004
Championships Record	20.17	Michael NORMAN	USA	19	Bydgoszcz (Stadion Zawisza)	22 Jul 2016
World U20 Leading	20.35	Christopher TAYLOR	JAM	19	Kingston (JAM)	24 Mar 2018

Area U20 Record	20.35	National U20 Record	20.35	Personal Best	20.35	Season Best	20.35
-----------------	--------------	---------------------	--------------	---------------	--------------	-------------	--------------

Heat 1 3 12 July 2018 18:24 START TIME 21° C TEMPERATURE 56 % HUMIDITY -0.6 m/s WIND

PLACE	BIB	NAME	COUNTRY	DATE OF BIRTH	LANE	RESULT	REACTION	Fn
1	296	Charles DOBSON	GBR	20 Oct 99	5	20.53	Q PB 0.185	
2	121	Zane BRANCO	AUS	4 Jan 00	3	20.81	Q 0.145	
3	586	Henrik LARSSON	SWE	30 Sep 99	6	20.85	q PB 0.135	
4	321	Milo SKUPIN-ALFA	GER	7 Feb 99	4	20.96	q 0.162	
5	541	A.M. Salim MOHAMED	QAT	20 Oct 01	7	21.20	0.189	
6	443	Keigo YASUDA	JPN	21 Feb 00	8	21.28	0.152	
7	231	Juan GONZÁLEZ	ESP	26 Jan 00	2	21.36	0.152	
8	672	Dickson Clever KAPANDURA	ZIM	11 May 99	1	21.37 (.364)	0.146	

Heat 2 3 12 July 2018 18:31 START TIME 21° C TEMPERATURE 56 % HUMIDITY +0.4 m/s WIND

PLACE	BIB	NAME	COUNTRY	DATE OF BIRTH	LANE	RESULT	REACTION	Fn
1	651	Khance MEYERS	USA	11 Jan 99	4	20.79	Q 0.175	
2	245	Pol RETAMAL	ESP	16 Mar 99	5	20.91	Q 0.171	
3	406	Lorenzo PATTÀ	ITA	23 May 00	3	21.18	0.168	
4	585	Kasper KADESTÅL	SWE	17 Jan 99	6	21.30	0.166	
5	381	Aaron SEXTON	IRL	24 Aug 00	8	21.33	0.154	
6	529	Bartosz ZIELINSKI	POL	30 Jun 99	7	21.37 (.367)	0.152	
7	595	Timothy FREDERICK	TTO	17 Aug 01	2	21.48	0.172	
8	426	Xavier NAIRNE	JAM	2 Oct 00	1	21.64	0.148	

Heat 3 3 12 July 2018 18:38 START TIME 21° C TEMPERATURE 56 % HUMIDITY -0.3 m/s WIND

PLACE	BIB	NAME	COUNTRY	DATE OF BIRTH	LANE	RESULT	REACTION	Fn
1	297	Jona EFOLOKO	GBR	23 Sep 99	6	20.74	Q 0.168	
2	645	Eric HARRISON	USA	18 Feb 99	5	20.86	Q 0.163	
3	494	Onyema ADIGIDA	NED	7 Jan 00	4	21.10	0.181	
4	444	Koki UEYAMA	JPN	15 May 99	3	21.24	0.153	
5	208	Daniel VEJRAŽKA	CZE	11 May 00	7	21.45	0.181	
6	579	William REAIS	SUI	4 May 99	2	21.51	0.174	
7	472	Ahmed Omar JUMAH	KSA	12 Feb 99	1	21.58	0.182	
8	290	Paul TRITENNE	FRA	5 May 00	8	21.72	0.166	

ALL-TIME TOP LIST				SEASON TOP LIST			
RESULT	NAME	VENUE	DATE	RESULT	NAME	VENUE	2018
19.93	Usain BOLT (JAM)	Devonshire	11 Apr 04	20.35	Christopher TAYLOR (JAM)	Kingston (JAM)	24 Mar
20.04	Ramil GULIYEV (AZE)	Beograd	10 Jul 09	20.39	Eric HARRISON (USA)	Bloomington, IN (USA)	13 May
20.07	Lorenzo DANIEL (USA)	Starkville, MS	18 May 85	20.41	Thando DLODLO (RSA)	Pretoria (RSA)	17 Mar
20.09	Noah LYLES (USA)	Eugene (Hayward Field), OR	9 Jul 16	20.47	Anthony SCHWARTZ (USA)	Miami (USA)	3 Mar
20.10	Clarence MUNYAI (RSA)	Pretoria (Tuks)	4 Mar 17	20.53	Charles DOBSON (GBR)	Tampere	12 Jul
20.13	Roy MARTIN (USA)	Austin, TX	11 May 85	20.57	Anthony CARPENTER (JAM)	Kingston (JAM)	22 Mar
20.14	Tyreek HILL (USA)	Orlando, FL	26 May 12	20.58	Zachary SHINNICK (USA)	Los Angeles, CA (USA)	24 Mar
20.14	Michael NORMAN (USA)	Eugene (Hayward Field), OR	9 Jul 16	20.59	Jared HAYES (USA)	San Marcos (USA)	13 May
20.16	Riaan DEMPERS (RSA)	Germiston	7 Apr 95	20.62	Khance MEYERS (USA)	El Dorado, KS (USA)	18 May
20.18	Walter DIX (USA)	Sacramento, CA	9 Jun 05	20.64	Abdul Hakim SANI BROWN (JPN)	Fayetteville (USA)	27 Apr



SUMMARY



200 Metres Men - Round 1

First 4 in each heat (Q) and the next 4 fastest (q) advance to the Semi-Finals

RECORDS	RESULT	NAME	COUNTRY	AGE	VENUE	DATE	
World U20 Record	WU20R	19.93	Usain BOLT	JAM	18	Devonshire 11 Apr 2004	
Championships Record	CR	20.17	Michael NORMAN	USA	19	Bydgoszcz (Stadion Zawisza) 22 Jul 2016	
World U20 Leading	WU20L	20.35	Christopher TAYLOR	JAM	19	Kingston (JAM) 24 Mar 2018	
Area U20 Record	AU20R	National U20 Record	NU20R	Personal Best	PB	Season Best	SB

12 July 2018

RANK	PLACE	HEAT	LANE	BIB	NAME	COUNTRY	DATE of BIRTH	RESULT	WIND
1	1	4	8	296	Charles DOBSON	GBR	20 Oct 99	20.65 (.641) Q PB	-0.1
2	1	3	5	297	Jona EFOLOKO	GBR	23 Sep 99	20.65 (.645) Q PB	-0.2
3	1	1	2	651	Khance MEYERS	USA	11 Jan 99	20.70 Q	-0.9
4	1	2	3	645	Eric HARRISON	USA	18 Feb 99	20.73 Q	+0.4
5	2	3	8	321	Milo SKUPIN-ALFA	GER	7 Feb 99	20.80 Q PB	-0.2
6	1	5	6	245	Pol RETAMAL	ESP	16 Mar 99	20.81 Q NU20R	+0.2
7	2	5	7	586	Henrik LARSSON	SWE	30 Sep 99	20.88 Q	+0.2
8	2	1	6	444	Koki UEYAMA	JPN	15 May 99	21.04 (.031) Q	-0.9
9	3	5	1	494	Onyema ADIGIDA	NED	7 Jan 00	21.04 (.037) Q NU20R	+0.2
10	3	3	1	121	Zane BRANCO	AUS	4 Jan 00	21.04 (.039) Q	-0.2
11	4	5	5	381	Aaron SEXTON	IRL	24 Aug 00	21.06 Q PB	+0.2
12	2	2	4	406	Lorenzo PATTÀ	ITA	23 May 00	21.09 Q PB	+0.4
13	3	2	6	443	Keigo YASUDA	JPN	21 Feb 00	21.20 Q	+0.4
14	4	3	4	208	Daniel VEJRAŽKA	CZE	11 May 00	21.22 (.215) Q	-0.2
15	3	1	7	290	Paul TRITENNE	FRA	5 May 00	21.23 Q	-0.9
16	4	1	3	541	A.M. Salim MOHAMED	QAT	20 Oct 01	21.25 (.245) Q	-0.9
17	2	4	6	585	Kasper KADESTÅL	SWE	17 Jan 99	21.25 (.249) Q	-0.1
18	4	2	1	672	Dickson Clever KAPANDURA	ZIM	11 May 99	21.28 Q	+0.4
19	5	1	1	595	Timothy FREDERICK	TTO	17 Aug 01	21.30 q	-0.9
20	5	3	3	426	Xavier NAIRNE	JAM	2 Oct 00	21.32 q	-0.2
21	5	5	3	472	Ahmed Omar JUMAH	KSA	12 Feb 99	21.33 q	+0.2
22	6	1	4	231	Juan GONZÁLEZ	ESP	26 Jan 00	21.34 q	-0.9
23	6	3	7	142	Matthew CLARKE	BAR	16 Mar 00	21.35	-0.2
24	3	4	5	529	Bartosz ZIELINSKI	POL	30 Jun 99	21.39 Q	-0.1
25	4	4	3	579	William REAIS	SUI	4 May 99	21.41 Q	-0.1
26	6	5	2	178	Antonio IVANOV	BUL	27 May 99	21.43	+0.2
27	5	2	8	212	Štěpán HAMPL	CZE	10 Nov 99	21.53	+0.4
28	5	4	7	268	Riku ILLUKKA	FIN	21 Sep 99	21.57	-0.1
29	6	4	4	550	Ruben ELS	RSA	11 Jan 00	21.59	-0.1
30	7	1	8	111	Ramadin Pataudi ALEXANDER JR.	ANT	22 Aug 99	21.61	-0.9
31	7	4	1	398	Lorenzo IANES	ITA	23 Oct 00	21.88	-0.1
32	7	3	2	596	Ako HISLOP	TTO	5 Sep 99	21.91	-0.2
33	8	3	6	493	Kristijan SUBOTIC	MNE	99	22.08 NU20R	-0.2
34	7	5	4	492	Jacob EL AIDA	MLT	8 Nov 01	22.17 PB	+0.2
35	8	1	5	114	Tariq POLONIUS	ARU	1 Apr 01	22.96	-0.9
36	6	2	2	572	Esmael DOS RAMOS DE O. FREITAS	STP	10 Nov 99	23.12 PB	+0.4
		2	5	412	Rikkoi BRATHWAITE	IVB	19 Feb 99	DQ	163.3(a) +0.4
		2	7	139	Joel JOHNSON	BAH	8 Sep 00	DNS	+0.4
		4	2	471	Minkyu SHIN	KOR	9 Mar 00	DNS	-0.1
		5	8	549	Thando DLODLO	RSA	22 Apr 99	DNS	+0.2



SUMMARY
200 Metres Men - Round 1

12 July 2018

RANK	PLACE	HEAT	LANE	BIB	NAME	COUNTRY	DATE of BIRTH	RESULT	WIND
------	-------	------	------	-----	------	---------	---------------	--------	------

NOTE IAAF Rule 163.3[a] - Lane infringement

ALL-TIME TOP LIST					SEASON TOP LIST				
RESULT	NAME	VENUE	DATE		RESULT	NAME	VENUE	2018	
19.93	Usain BOLT (JAM)	Devonshire	11 Apr 04		20.35	Christopher TAYLOR (JAM)	Kingston (JAM)	24 Mar	
20.04	Ramil GULIYEV (AZE)	Beograd	10 Jul 09		20.39	Eric HARRISON (USA)	Bloomington, IN (USA)	13 May	
20.07	Lorenzo DANIEL (USA)	Starkville, MS	18 May 85		20.41	Thando DLODLO (RSA)	Pretoria (RSA)	17 Mar	
20.09	Noah LYLES (USA)	Eugene (Hayward Field), OR	9 Jul 16		20.47	Anthony SCHWARTZ (USA)	Miami (USA)	3 Mar	
20.10	Clarence MUNYAI (RSA)	Pretoria (Tuks)	4 Mar 17		20.57	Anthony CARPENTER (JAM)	Kingston (JAM)	22 Mar	
20.13	Roy MARTIN (USA)	Austin, TX	11 May 85		20.58	Zachary SHINNICK (USA)	Los Angeles, CA (USA)	24 Mar	
20.14	Tyreek HILL (USA)	Orlando, FL	26 May 12		20.59	Jared HAYES (USA)	San Marcos (USA)	13 May	
20.14	Michael NORMAN (USA)	Eugene (Hayward Field), OR	9 Jul 16		20.62	Khance MEYERS (USA)	El Dorado, KS (USA)	18 May	
20.16	Riaan DEMPERS (RSA)	Germiston	7 Apr 95		20.64	Abdul Hakim SANI BROWN (JPN)	Fayetteville (USA)	27 Apr	
20.18	Walter DIX (USA)	Sacramento, CA	9 Jun 05		20.65	Jona EFOLOKO (GBR)	Tampere	12 Jul	
					20.65	Charles DOBSON (GBR)	Tampere	12 Jul	



RESULTS



200 Metres Men - Round 1

First 4 in each heat (Q) and the next 4 fastest (q) advance to the Semi-Finals

RECORDS	RESULT	NAME	COUNTRY	AGE	VENUE	DATE
World U20 Record	WU20R	19.93	Usain BOLT	JAM	18	Devonshire 11 Apr 2004
Championships Record	CR	20.17	Michael NORMAN	USA	19	Bydgoszcz (Stadion Zawisza) 22 Jul 2016
World U20 Leading	WU20L	20.35	Christopher TAYLOR	JAM	19	Kingston (JAM) 24 Mar 2018

Area U20 Record	National U20 Record	Personal Best	Season Best
AU20R	NU20R	PB	SB

Heat 1	5	12 July 2018	11:28 START TIME	21° C TEMPERATURE	56 % HUMIDITY	-0.9 m/s WIND
---------------	----------	--------------	------------------	-------------------	---------------	---------------

PLACE	BIB	NAME	COUNTRY	DATE OF BIRTH	LANE	RESULT	REACTION	Fn
1	651	Khance MEYERS	USA	11 Jan 99	2	20.70	Q	0.159
2	444	Koki UEYAMA	JPN	15 May 99	6	21.04 [.031]	Q	0.155
3	290	Paul TRITENNE	FRA	5 May 00	7	21.23	Q	0.178
4	541	A.M. Salim MOHAMED	QAT	20 Oct 01	3	21.25 [.245]	Q	0.179
5	595	Timothy FREDERICK	TTO	17 Aug 01	1	21.30	q	0.130
6	231	Juan GONZÁLEZ	ESP	26 Jan 00	4	21.34	q	0.161
7	111	Ramadin Pataudi ALEXANDER JR.	ANT	22 Aug 99	8	21.61		0.145
8	114	Tariq POLONIUS	ARU	1 Apr 01	5	22.96		0.194

Heat 2	5	12 July 2018	11:35 START TIME	21° C TEMPERATURE	56 % HUMIDITY	+0.4 m/s WIND
---------------	----------	--------------	------------------	-------------------	---------------	---------------

PLACE	BIB	NAME	COUNTRY	DATE OF BIRTH	LANE	RESULT	REACTION	Fn
1	645	Eric HARRISON	USA	18 Feb 99	3	20.73	Q	0.140
2	406	Lorenzo PATTÀ	ITA	23 May 00	4	21.09	Q PB	0.171
3	443	Keigo YASUDA	JPN	21 Feb 00	6	21.20	Q	0.139
4	672	Dickson Clever KAPANDURA	ZIM	11 May 99	1	21.28	Q	0.142
5	212	Štěpán HAMPL	CZE	10 Nov 99	8	21.53		0.173
6	572	Esmael DOS RAMOS DE O. FREITAS	STP	10 Nov 99	2	23.12	PB	0.195
	412	Rikkoi BRATHWAITE	IVB	19 Feb 99	5	DQ 163.3(a)		0.152
	139	Joel JOHNSON	BAH	8 Sep 00	7	DNS		

NOTE IAAF Rule 163.3(a) - Lane infringement

Heat 3	5	12 July 2018	11:43 START TIME	21° C TEMPERATURE	56 % HUMIDITY	-0.2 m/s WIND
---------------	----------	--------------	------------------	-------------------	---------------	---------------

PLACE	BIB	NAME	COUNTRY	DATE OF BIRTH	LANE	RESULT	REACTION	Fn
1	297	Jona EFOLOKO	GBR	23 Sep 99	5	20.65 [.645]	Q PB	0.165
2	321	Milo SKUPIN-ALFA	GER	7 Feb 99	8	20.80	Q PB	0.152
3	121	Zane BRANCO	AUS	4 Jan 00	1	21.04 [.039]	Q	0.145
4	208	Daniel VEJRAŽKA	CZE	11 May 00	4	21.22 [.215]	Q	0.168
5	426	Xavier NAIRNE	JAM	2 Oct 00	3	21.32	q	0.142
6	142	Matthew CLARKE	BAR	16 Mar 00	7	21.35		0.141
7	596	Ako HISLOP	TTO	5 Sep 99	2	21.91		0.204
8	493	Kristijan SUBOTIC	MNE	99	6	22.08	NU20R	0.138

Heat 4	5	12 July 2018	11:49 START TIME	21° C TEMPERATURE	56 % HUMIDITY	-0.1 m/s WIND
---------------	----------	--------------	------------------	-------------------	---------------	---------------

PLACE	BIB	NAME	COUNTRY	DATE OF BIRTH	LANE	RESULT	REACTION	Fn
1	296	Charles DOBSON	GBR	20 Oct 99	8	20.65 [.641]	Q PB	0.172
2	585	Kasper KADESTÅL	SWE	17 Jan 99	6	21.25 [.249]	Q	0.164
3	529	Bartosz ZIELINSKI	POL	30 Jun 99	5	21.39	Q	0.204
4	579	William REAIS	SUI	4 May 99	3	21.41	Q	0.161
5	268	Riku ILLUKKA	FIN	21 Sep 99	7	21.57		0.176
6	550	Ruben ELS	RSA	11 Jan 00	4	21.59		0.165
7	398	Lorenzo IANES	ITA	23 Oct 00	1	21.88		0.141
	471	Minkyu SHIN	KOR	9 Mar 00	2	DNS		



RESULTS
200 Metres Men - Round 1

Heat 5 **5**

12 July 2018 11:57 START TIME

21° C TEMPERATURE 56 % HUMIDITY

+0.2m/s WIND

PLACE	BIB	NAME	COUNTRY	DATE of BIRTH	LANE	RESULT	REACTION	Fn
1	245	Pol RETAMAL	ESP	16 Mar 99	6	20.81	Q NU20R	0.170
2	586	Henrik LARSSON	SWE	30 Sep 99	7	20.88	Q	0.134
3	494	Onyema ADIGIDA	NED	7 Jan 00	1	21.04 (.037)	Q NU20R	0.190
4	381	Aaron SEXTON	IRL	24 Aug 00	5	21.06	Q PB	0.146
5	472	Ahmed Omar JUMAH	KSA	12 Feb 99	3	21.33	q	0.197
6	178	Antonio IVANOV	BUL	27 May 99	2	21.43		0.153
7	492	Jacob EL AIDA	MLT	8 Nov 01	4	22.17	PB	0.170
	549	Thando DLODLO	RSA	22 Apr 99	8	DNS		

ALL-TIME TOP LIST

SEASON TOP LIST

RESULT	NAME	VENUE	DATE	RESULT	NAME	VENUE	2018
19.93	Usain BOLT (JAM)	Devonshire	11 Apr 04	20.35	Christopher TAYLOR (JAM)	Kingston (JAM)	24 Mar
20.04	Ramil GULIYEV (AZE)	Beograd	10 Jul 09	20.39	Eric HARRISON (USA)	Bloomington, IN (USA)	13 May
20.07	Lorenzo DANIEL (USA)	Starkville, MS	18 May 85	20.41	Thando DLODLO (RSA)	Pretoria (RSA)	17 Mar
20.09	Noah LYLES (USA)	Eugene (Hayward Field), OR	9 Jul 16	20.47	Anthony SCHWARTZ (USA)	Miami (USA)	3 Mar
20.10	Clarence MUNYAI (RSA)	Pretoria (Tuks)	4 Mar 17	20.57	Anthony CARPENTER (JAM)	Kingston (JAM)	22 Mar
20.13	Roy MARTIN (USA)	Austin, TX	11 May 85	20.58	Zachary SHINNICK (USA)	Los Angeles, CA (USA)	24 Mar
20.14	Tyreek HILL (USA)	Orlando, FL	26 May 12	20.59	Jared HAYES (USA)	San Marcos (USA)	13 May
20.14	Michael NORMAN (USA)	Eugene (Hayward Field), OR	9 Jul 16	20.62	Khance MEYERS (USA)	EL Dorado, KS (USA)	18 May
20.16	Riaan DEMPERS (RSA)	Germiston	7 Apr 95	20.64	Abdul Hakim SANI BROWN (JPN)	Fayetteville (USA)	27 Apr
20.18	Walter DIX (USA)	Sacramento, CA	9 Jun 05	20.65	Jona EFOLOKO (GBR)	Tampere	12 Jul
				20.65	Charles DOBSON (GBR)	Tampere	12 Jul



RESULTS



400 Metres Men - Final

RECORDS	RESULT	NAME	COUNTRY	AGE	VENUE	DATE	
World U20 Record	WU20R	43.87	Steve LEWIS	USA	19	Seoul (Olympic Stadium) 28 Sep 1988	
Championships Record	CR	44.66	Hamdan Odha AL-BISHI	KSA	19	Santiago de Chile (E.Nacional) 20 Oct 2000	
World U20 Leading	WU20L	44.88	Christopher TAYLOR	JAM	19	Kingston (JAM) 24 Jun 2018	
Area U20 Record	AU20R	National U20 Record	NU20R	Personal Best	PB	Season Best	SB

13 July 2018 20:42 START TIME 21° C TEMPERATURE 73 % HUMIDITY

PLACE	BIB	NAME	COUNTRY	DATE OF BIRTH	LANE	RESULT	REACTION	Fn
1	147	Jonathan SACOOR	BEL	1 Sep 99	5	45.03	NU20R 0.154	
2	417	Christopher TAYLOR	JAM	1 Oct 99	6	45.38	0.197	
3	419	Chantz SAWYERS	JAM	6 Jun 99	4	45.89	0.157	
4	402	Edoardo SCOTTI	ITA	9 May 00	3	46.20	0.180	
5	642	Howard FIELDS	USA	25 Jan 99	2	46.53	0.163	
6	181	Khamal STEWART-BAYNES	CAN	22 Sep 99	7	46.79	0.158	
7	186	Myles MISENER-DALEY	CAN	1 Mar 01	1	47.03	0.153	
8	145	Jonathan JONES	BAR	6 Feb 99	8	48.01	0.185	

ALL-TIME TOP LIST				SEASON TOP LIST			
RESULT	NAME	VENUE	DATE	RESULT	NAME	VENUE	2018
43.87	Steve LEWIS (USA)	Seoul (Olympic Stadium)	28 Sep 88	44.88	Christopher TAYLOR (JAM)	Kingston (JAM)	24 Jun
44.22	Baboloki THEBE (BOT)	Gaborone (National Stadium)	21 May 16	45.03	Jonathan SACOOR (BEL)	Tampere	13 Jul
44.25	Karabo SIBANDA (BOT)	Rio de Janeiro (Estádio Olímpico)	14 Aug 16	45.09	Dashawn MORRIS (JAM)	Kingston (JAM)	24 Mar
44.27	Abdalleleh HAROUN (QAT)	aux-de-Fonds (La Charrière)	5 Jul 15	45.28	Emmanuel BAMIDELE (NGR)	Abuja (NGR)	16 Feb
44.36	Kirani JAMES (GRN)	Zürich (Letzigrund)	8 Sep 11	45.40	Chantz SAWYERS (JAM)	Tampa, FL (USA)	25 May
44.66	Hamdan Odha AL-BISHI (KSA)	ago de Chile (E.Nacional)	20 Oct 00	45.47	Anthony CARPENTER (JAM)	Kingston (JAM)	24 Mar
44.66	LaShawn MERRITT (USA)	Kingston, JAM	7 May 05	45.50	Howard FIELDS (USA)	Bloomington, IN (USA)	17 Jun
44.69	Darrell ROBINSON (USA)	Indianapolis, IN	24 Jul 82	45.60	Taj BURGESS (USA)	Bloomington, IN (USA)	13 May
44.71	Luquelin SANTOS (DOM)	Guadalajara, MEX	26 Oct 11	45.74	Sean BURRELL (USA)	Baton Rouge, LA (USA)	5 May
44.73	James ROLLE (USA)	Colorado Springs, CO	2 Jul 83	45.79	Aruna DHARSHANA (SRI)	Gifu (JPN)	8 Jun



RESULT PROGRESSION

400 Metres Men - Final



RECORDS	RESULT	NAME	COUNTRY	AGE	VENUE	DATE	
World U20 Record	WU20R	43.87	Steve LEWIS	USA	19	Seoul (Olympic Stadium) 28 Sep 1988	
Championships Record	CR	44.66	Hamdan Odha AL-BISHI	KSA	19	Santiago de Chile (E.Nacional) 20 Oct 2000	
World U20 Leading	WU20L	44.88	Christopher TAYLOR	JAM	19	Kingston (JAM) 24 Jun 2018	
Area U20 Record	AU20R	National U20 Record	NU20R	Personal Best	PB	Season Best	SB

13 July 2018

RANK	BIB	NAME	COUNTRY	DATE of BIRTH	PHASE	HEAT	LANE	PLACE	RESULT
1	147	Jonathan SACOOR	BEL	1 Sep 99	Final	1	5	1	45.03 NU20R
					Semi-Final	1	4	1	45.72 Q NU20R
					Round 1	2	8	5	46.56 Q
2	417	Christopher TAYLOR	JAM	1 Oct 99	Final	1	6	2	45.38
					Semi-Final	3	4	3	46.18 Q
					Round 1	6	5	2	46.14 Q
3	419	Chantz SAWYERS	JAM	6 Jun 99	Final	1	4	3	45.89
					Semi-Final	1	3	4	46.19 Q
					Round 1	4	3	4	46.52 Q
4	402	Edoardo SCOTTI	ITA	9 May 00	Final	1	3	4	46.20
					Semi-Final	2	6	2	45.84 Q NU20R
					Round 1	6	3	3	46.52 Q PB
5	642	Howard FIELDS	USA	25 Jan 99	Final	1	2	5	46.53
					Semi-Final	3	3	7	46.53 q
					Round 1	5	4	12	47.08 Q
6	181	Khamal STEWART-BAYNES	CAN	22 Sep 99	Final	1	7	6	46.79
					Semi-Final	3	5	6	46.38 Q
					Round 1	1	2	14	47.10 Q
7	186	Myles MISENER-DALEY	CAN	1 Mar 01	Final	1	1	7	47.03
					Semi-Final	2	5	8	46.53 q
					Round 1	7	2	7	46.87 Q
8	145	Jonathan JONES	BAR	6 Feb 99	Final	1	8	8	48.01
					Semi-Final	2	3	5	46.22 Q
					Round 1	5	8	1	46.05 Q PB

ALL-TIME TOP LIST				SEASON TOP LIST			
RESULT	NAME	VENUE	DATE	RESULT	NAME	VENUE	2018
43.87	Steve LEWIS (USA)	Seoul (Olympic Stadium)	28 Sep 88	44.88	Christopher TAYLOR (JAM)	Kingston (JAM)	24 Jun
44.22	Baboloki THEBE (BOT)	Gaborone (National Stadium)	21 May 16	45.03	Jonathan SACOOR (BEL)	Tampere	13 Jul
44.25	Karabo SIBANDA (BOT)	Rio de Janeiro (Estádio Olímpico)	14 Aug 16	45.09	Dashawn MORRIS (JAM)	Kingston (JAM)	24 Mar
44.27	Abdalleleh HAROUN (QAT)	aux-de-Fonds (La Charrière)	5 Jul 15	45.28	Emmanuel BAMIDELE (NGR)	Abuja (NGR)	16 Feb
44.36	Kirani JAMES (GRN)	Zürich (Letzigrund)	8 Sep 11	45.40	Chantz SAWYERS (JAM)	Tampa, FL (USA)	25 May
44.66	Hamdan Odha AL-BISHI (KSA)	ago de Chile (E.Nacional)	20 Oct 00	45.47	Anthony CARPENTER (JAM)	Kingston (JAM)	24 Mar
44.66	LaShawn MERRITT (USA)	Kingston, JAM	7 May 05	45.50	Howard FIELDS (USA)	Bloomington, IN (USA)	17 Jun
44.69	Darrell ROBINSON (USA)	Indianapolis, IN	24 Jul 82	45.60	Taj BURGESS (USA)	Bloomington, IN (USA)	13 May
44.71	Luquelin SANTOS (DOM)	Guadalajara, MEX	26 Oct 11	45.74	Sean BURRELL (USA)	Baton Rouge, LA (USA)	5 May
44.73	James ROLLE (USA)	Colorado Springs, CO	2 Jul 83	45.79	Aruna DHARSHANA (SRI)	Gifu (JPN)	8 Jun



SUMMARY



400 Metres Men - Semi-Final

First 2 in each heat (Q) and the next 2 fastest (q) advance to the Final

RECORDS	RESULT	NAME	COUNTRY	AGE	VENUE	DATE	
World U20 Record	WU20R	43.87 Steve LEWIS	USA	19	Seoul (Olympic Stadium)	28 Sep 1988	
Championships Record	CR	44.66 Hamdan Odha AL-BISHI	KSA	19	Santiago de Chile (E.Nacional)	20 Oct 2000	
World U20 Leading	WU20L	44.88 Christopher TAYLOR	JAM	19	Kingston (JAM)	24 Jun 2018	
Area U20 Record	AU20R	National U20 Record	NU20R	Personal Best	PB	Season Best	SB

12 July 2018

RANK	PLACE	HEAT	LANE	BIB	NAME	COUNTRY	DATE of BIRTH	RESULT	
1	1	1	4	147	Jonathan SACOOR	BEL	1 Sep 99	45.72	Q NU20R
2	1	2	6	402	Edoardo SCOTTI	ITA	9 May 00	45.84	Q NU20R
3	1	3	4	417	Christopher TAYLOR	JAM	1 Oct 99	46.18	Q
4	2	1	3	419	Chantz SAWYERS	JAM	6 Jun 99	46.19	Q
5	2	2	3	145	Jonathan JONES	BAR	6 Feb 99	46.22	Q
6	2	3	5	181	Khamal STEWART-BAYNES	CAN	22 Sep 99	46.38	Q
7	3	3	3	642	Howard FIELDS	USA	25 Jan 99	46.53 (.524)	q
8	3	2	5	186	Myles MISENER-DALEY	CAN	1 Mar 01	46.53 (.526)	q
9	3	1	6	207	Matej KRSEK	CZE	13 May 00	46.59	NU20R
10	4	2	4	662	Umajesty WILLIAMS	USA	13 Apr 99	46.72	
11	4	1	5	174	Bruno SILVA	BRA	9 Apr 00	46.74 (.736)	
12	4	3	1	519	Szymon KREFT	POL	29 Jan 00	46.74 (.740)	
13	5	3	6	565	Aruna DHARSHANA	SRI	19 Jan 99	46.75	
14	5	2	7	233	Alfredo JIMENEZ	ESP	21 Mar 99	46.93	PB
15	6	3	7	177	Musa ISAH	BRN	26 Aug 00	46.94	
16	5	1	7	397	Klaudio GJETJA	ITA	8 Mar 99	47.10	
17	6	2	1	669	Kennedy LUCHEMBE	ZAM	8 Jul 01	47.35	
18	6	1	8	578	Ricky PETRUCCIANI	SUI	30 Jun 00	47.39	
19	7	2	8	551	Gabriel LOUW	RSA	18 Feb 99	47.63	
20	7	3	8	316	Jean Paul BREDAU	GER	27 Jun 99	47.70	
21	7	1	1	115	Christian DAVIS	AUS	30 Aug 99	47.86	
22	8	2	2	564	Boško KIJANOVIC	SRB	21 Jun 00	48.15	
23	8	1	2	511	Antonio GRANT	PAN	30 Apr 00	48.23	
		3	2	468	Ilhwan MO	KOR	18 May 99	DQ	163.3(a)

NOTE IAAF Rule 163.3(a) - Lane infringement

ALL-TIME TOP LIST				SEASON TOP LIST			
RESULT	NAME	VENUE	DATE	RESULT	NAME	VENUE	2018
43.87	Steve LEWIS (USA)	Seoul (Olympic Stadium)	28 Sep 88	44.88	Christopher TAYLOR (JAM)	Kingston (JAM)	24 Jun
44.22	Baboloki THEBE (BOT)	Gaborone (National Stadium)	21 May 16	45.09	Dashawn MORRIS (JAM)	Kingston (JAM)	24 Mar
44.25	Karabo SIBANDA (BOT)	Rio de Janeiro (Estádio Olímpico)	14 Aug 16	45.28	Emmanuel BAMIDELE (NGR)	Abuja (NGR)	16 Feb
44.27	Abdalleh HAROUN (QAT)	aux-de-Fonds (La Charrière)	5 Jul 15	45.40	Chantz SAWYERS (JAM)	Tampa, FL (USA)	25 May
44.36	Kirani JAMES (GRN)	Zürich (Letzigrund)	8 Sep 11	45.47	Anthony CARPENTER (JAM)	Kingston (JAM)	24 Mar
44.66	Hamdan Odha AL-BISHI (KSA)	ago de Chile (E.Nacional)	20 Oct 00	45.50	Howard FIELDS (USA)	Bloomington, IN (USA)	17 Jun
44.66	LaShawn MERRITT (USA)	Kingston, JAM	7 May 05	45.60	Taj BURGESS (USA)	Bloomington, IN (USA)	13 May
44.69	Darrell ROBINSON (USA)	Indianapolis, IN	24 Jul 82	45.72	Jonathan SACOOR (BEL)	Tampere	12 Jul
44.71	Luquetín SANTOS (DOM)	Guadalajara, MEX	26 Oct 11	45.74	Sean BURRELL (USA)	Baton Rouge, LA (USA)	5 May
44.73	James ROLLE (USA)	Colorado Springs, CO	2 Jul 83	45.79	Aruna DHARSHANA (SRI)	Gifu (JPN)	8 Jun



RESULTS



400 Metres Men - Semi-Final

First 2 in each heat (Q) and the next 2 fastest (q) advance to the Final

RECORDS	RESULT	NAME	COUNTRY	AGE	VENUE	DATE
World U20 Record	WU20R	43.87	Steve LEWIS	USA	19	Seoul (Olympic Stadium) 28 Sep 1988
Championships Record	CR	44.66	Hamdan Odha AL-BISHI	KSA	19	Santiago de Chile (E.Nacional) 20 Oct 2000
World U20 Leading	WU20L	44.88	Christopher TAYLOR	JAM	19	Kingston (JAM) 24 Jun 2018

Area U20 Record **AU20R**

National U20 Record **NU20R**

Personal Best **PB**

Season Best **SB**

Heat 1

3

12 July 2018 19:40 START TIME

21° C TEMPERATURE 56% HUMIDITY

PLACE	BIB	NAME	COUNTRY	DATE OF BIRTH	LANE	RESULT	REACTION	Fn
1	147	Jonathan SACOOR	BEL	1 Sep 99	4	45.72	Q NU20R 0.146	
2	419	Chantz SAWYERS	JAM	6 Jun 99	3	46.19	Q 0.165	
3	207	Matej KRSEK	CZE	13 May 00	6	46.59	NU20R 0.137	
4	174	Bruno SILVA	BRA	9 Apr 00	5	46.74	[.736] 0.177	
5	397	Klaudio GJETJA	ITA	8 Mar 99	7	47.10	0.185	
6	578	Ricky PETRUCCIANI	SUI	30 Jun 00	8	47.39	0.187	
7	115	Christian DAVIS	AUS	30 Aug 99	1	47.86	0.182	
8	511	Antonio GRANT	PAN	30 Apr 00	2	48.23	0.205	

Heat 2

3

12 July 2018 19:57 START TIME

21° C TEMPERATURE 56% HUMIDITY

PLACE	BIB	NAME	COUNTRY	DATE OF BIRTH	LANE	RESULT	REACTION	Fn
1	402	Edoardo SCOTTI	ITA	9 May 00	6	45.84	Q NU20R 0.184	
2	145	Jonathan JONES	BAR	6 Feb 99	3	46.22	Q 0.160	
3	186	Myles MISENER-DALEY	CAN	1 Mar 01	5	46.53	[.526] q 0.164	
4	662	Umajesty WILLIAMS	USA	13 Apr 99	4	46.72	0.203	
5	233	Alfredo JIMENEZ	ESP	21 Mar 99	7	46.93	PB 0.195	
6	669	Kennedy LUCHEMBE	ZAM	8 Jul 01	1	47.35	0.178	
7	551	Gabriel LOUW	RSA	18 Feb 99	8	47.63	0.164	
8	564	Boško KIJANOVIC	SRB	21 Jun 00	2	48.15	0.169	

Heat 3

3

12 July 2018 20:03 START TIME

21° C TEMPERATURE 56% HUMIDITY

PLACE	BIB	NAME	COUNTRY	DATE OF BIRTH	LANE	RESULT	REACTION	Fn
1	417	Christopher TAYLOR	JAM	1 Oct 99	4	46.18	Q 0.301	
2	181	Khamal STEWART-BAYNES	CAN	22 Sep 99	5	46.38	Q 0.185	
3	642	Howard FIELDS	USA	25 Jan 99	3	46.53	[.524] q 0.178	
4	519	Szymon KREFT	POL	29 Jan 00	1	46.74	[.740] 0.197	
5	565	Aruna DHARSHANA	SRI	19 Jan 99	6	46.75	0.236	
6	177	Musa ISAH	BRN	26 Aug 00	7	46.94	0.169	
7	316	Jean Paul BREDAU	GER	27 Jun 99	8	47.70	0.214	
468	Ilhwan MO	KOR	18 May 99	2	DQ	163.3(a)	0.158	

NOTE IAAF Rule 163.3(a) - Lane infringement

ALL-TIME TOP LIST

RESULT	NAME	VENUE	DATE
43.87	Steve LEWIS (USA)	Seoul (Olympic Stadium)	28 Sep 88
44.22	Baboloki THEBE (BOT)	Gaborone (National Stadium)	21 May 16
44.25	Karabo SIBANDA (BOT)	Rio de Janeiro (Estádio Olímpico)	14 Aug 16
44.27	Abdalleh HAROUN (QAT)	aux-de-Fonds (La Charrière)	5 Jul 15
44.36	Kirani JAMES (GRN)	Zürich (Letzigrund)	8 Sep 11
44.66	Hamdan Odha AL-BISHI (KSA)	ago de Chile (E.Nacional)	20 Oct 00
44.66	LaShawn MERRITT (USA)	Kingston, JAM	7 May 05
44.69	Darrell ROBINSON (USA)	Indianapolis, IN	24 Jul 82
44.71	Luquelín SANTOS (DOM)	Guadalajara, MEX	26 Oct 11
44.73	James ROLLE (USA)	Colorado Springs, CO	2 Jul 83

SEASON TOP LIST

RESULT	NAME	VENUE	2018
44.88	Christopher TAYLOR (JAM)	Kingston (JAM)	24 Jun
45.09	Dashawn MORRIS (JAM)	Kingston (JAM)	24 Mar
45.28	Emmanuel BAMIDELE (NGR)	Abuja (NGR)	16 Feb
45.40	Chantz SAWYERS (JAM)	Tampa, FL (USA)	25 May
45.47	Anthony CARPENTER (JAM)	Kingston (JAM)	24 Mar
45.50	Howard FIELDS (USA)	Bloomington, IN (USA)	17 Jun
45.60	Taj BURGESS (USA)	Bloomington, IN (USA)	13 May
45.72	Jonathan SACOOR (BEL)	Tampere	12 Jul
45.74	Sean BURRELL (USA)	Baton Rouge, LA (USA)	5 May
45.79	Aruna DHARSHANA (SRI)	Gifu (JPN)	8 Jun



SUMMARY



400 Metres Men - Round 1

First 3 in each heat (Q) and the next 3 fastest (q) advance to the Semi-Finals

RECORDS	RESULT	NAME	COUNTRY	AGE	VENUE	DATE	
World U20 Record	WU20R	43.87	Steve LEWIS	USA	19	Seoul (Olympic Stadium) 28 Sep 1988	
Championships Record	CR	44.66	Hamdan Odha AL-BISHI	KSA	19	Santiago de Chile (E.Nacional) 20 Oct 2000	
World U20 Leading	WU20L	44.88	Christopher TAYLOR	JAM	19	Kingston (JAM) 24 Jun 2018	
Area U20 Record	AU20R	National U20 Record	NU20R	Personal Best	PB	Season Best	SB

11 July 2018

RANK	PLACE	HEAT	LANE	BIB	NAME	COUNTRY	DATE OF BIRTH	RESULT	
1	1	5	8	145	Jonathan JONES	BAR	6 Feb 99	46.05	Q PB
2	1	6	5	417	Christopher TAYLOR	JAM	1 Oct 99	46.14	Q
3	2	6	3	402	Edoardo SCOTTI	ITA	9 May 00	46.52 (.513)	Q PB
4	1	4	3	419	Chantz SAWYERS	JAM	6 Jun 99	46.52 (.516)	Q
5	1	2	8	147	Jonathan SACOOR	BEL	1 Sep 99	46.56	Q
6	1	3	8	565	Aruna DHARSHANA	SRI	19 Jan 99	46.81	Q
7	1	7	2	186	Myles MISENER-DALEY	CAN	1 Mar 01	46.87	Q
8	3	6	4	578	Ricky PETRUCCIANI	SUI	30 Jun 00	47.03	Q NU20R
9	2	3	5	174	Bruno SILVA	BRA	9 Apr 00	47.05 (.044)	Q
10	2	2	7	207	Matej KRSEK	CZE	13 May 00	47.05 (.049)	Q
11	4	6	6	115	Christian DAVIS	AUS	30 Aug 99	47.07	q
12	2	5	4	642	Howard FIELDS	USA	25 Jan 99	47.08	Q
13	3	3	7	397	Klaudio GJETJA	ITA	8 Mar 99	47.09	Q PB
14	1	1	2	181	Khamal STEWART-BAYNES	CAN	22 Sep 99	47.10	Q
15	3	5	7	316	Jean Paul BREDAU	GER	27 Jun 99	47.11	Q
16	3	2	6	233	Alfredo JIMENEZ	ESP	21 Mar 99	47.12	Q PB
17	2	7	3	662	Umajesty WILLIAMS	USA	13 Apr 99	47.16	Q
18	4	2	2	468	Ilhwan MO	KOR	18 May 99	47.23	q
19	3	7	6	669	Kennedy LUCHEMBE	ZAM	8 Jul 01	47.25	Q
20	2	4	6	551	Gabriel LOUW	RSA	18 Feb 99	47.32	Q
21	3	4	7	519	Szymon KREFT	POL	29 Jan 00	47.35	Q
22	4	4	4	564	Boško KIJANOVIC	SRB	21 Jun 00	47.42	q PB
23	2	1	3	177	Musa ISAH	BRN	26 Aug 00	47.50	Q
24	4	7	5	675	Leon TAFIRENYIKA	ZIM	24 Feb 99	47.55	
25	4	3	3	561	Jure GRKMAN	SLO	29 Sep 99	47.56	
26	3	1	4	511	Antonio GRANT	PAN	30 Apr 00	47.64	Q
27	4	5	5	479	Ilja PETRUŠENKO	LAT	20 Apr 99	47.66	
28	5	6	8	453	Laban KIPLANGAT	KEN	26 Nov 02	47.69	
29	5	5	6	209	Ondrej HOLUB	CZE	18 May 99	47.71	
30	6	5	2	599	Onal MITCHELL	TTO	10 Feb 99	47.77	
31	6	6	7	562	Lovro MESEC KOŠIR	SLO	11 Aug 99	47.88	
32	5	2	5	378	Milad NASEH JAHANI	IRI	16 Nov 00	47.91	
33	5	7	8	604	Ala Eddine KEBSI	TUN	19 Apr 99	47.96	
34	6	2	4	107	Slimane MOULA	ALG	25 Feb 99	47.97	
35	5	4	8	671	Ngoni Joel CHADYIWA	ZIM	8 Feb 99	48.04	
36	6	4	2	440	Shuji MORI	JPN	4 May 00	48.12	
37	7	2	3	441	Daichi SAWA	JPN	29 Jun 00	48.15	
38	4	1	7	140	Correy SHERROD	BAH	16 Sep 00	48.22	
39	7	5	3	483	Rija Vatomanga GARDINER	MAD	9 Dec 99	48.31	
40	7	6	2	518	Sebastian JAKUBOWSKI	POL	5 Mar 99	48.39	



SUMMARY
400 Metres Men - Round 1

11 July 2018

RANK	PLACE	HEAT	LANE	BIB	NAME	COUNTRY	DATE of BIRTH	RESULT	
41	5	1	5	252	Abdurahman ABDU	ETH	25 Sep 99	48.46	
42	5	3	2	365	. GAURAV	IND	30 Jun 99	48.61	
43	6	7	4	558	Stéphano Antoine BIBI	SEY	13 Jun 99	48.92 PB	
44	6	3	4	547	Mihai Cristian PISLARU	ROU	22 Mar 99	49.74	
			3	6	592	Colby JENNINGS	TKS	28 Apr 00	DNF
			7	7	256	Melkamu ASSEFA	ETH	24 Feb 01	DQ 163.3(b)
			1	8	668	Ahmed Abdullah AL YAARI	YEM	16 Jan 00	DNS
			1	6	531	João COELHO	POR	4 Apr 99	DNS
			4	5	326	Joshua HARTMANN	GER	9 Jun 99	DNS

NOTE IAAF Rule 163.3(b) - Infringement of the inside border

ALL-TIME TOP LIST				SEASON TOP LIST			
RESULT	NAME	VENUE	DATE	RESULT	NAME	VENUE	2018
43.87	Steve LEWIS (USA)	Seoul (Olympic Stadium)	28 Sep 88	44.88	Christopher TAYLOR (JAM)	Kingston (JAM)	24 Jun
44.22	Baboloki THEBE (BOT)	Gaborone (National Stadium)	21 May 16	45.09	Dashawn MORRIS (JAM)	Kingston (JAM)	24 Mar
44.25	Karabo SIBANDA (BOT)	Rio de Janeiro (Estádio Olímpico)	14 Aug 16	45.28	Emmanuel BAMIDELE (NGR)	Abuja (NGR)	16 Feb
44.27	Abdalleh HAROUN (QAT)	Laux-de-Fonds (La Charrière)	5 Jul 15	45.40	Chantz SAWYERS (JAM)	Tampa, FL (USA)	25 May
44.36	Kirani JAMES (GRN)	Zürich (Letzigrund)	8 Sep 11	45.47	Anthony CARPENTER (JAM)	Kingston (JAM)	24 Mar
44.66	Hamdan Odha AL-BISHI (KSA)	ago de Chile (E.Nacional)	20 Oct 00	45.50	Howard FIELDS (USA)	Bloomington, IN (USA)	17 Jun
44.66	LaShawn MERRITT (USA)	Kingston, JAM	7 May 05	45.60	Taj BURGESS (USA)	Bloomington, IN (USA)	13 May
44.69	Darrell ROBINSON (USA)	Indianapolis, IN	24 Jul 82	45.74	Sean BURRELL (USA)	Baton Rouge, LA (USA)	5 May
44.71	Luquelín SANTOS (DOM)	Guadalajara, MEX	26 Oct 11	45.79	Aruna DHARSHANA (SRI)	Gifu (JPN)	8 Jun
44.73	James ROLLE (USA)	Colorado Springs, CO	2 Jul 83	45.82	Yoshinobu IMOTO (JPN)	Fukuroi (JPN)	3 May



RESULTS



400 Metres Men - Round 1

First 3 in each heat (Q) and the next 3 fastest (q) advance to the Semi-Finals

RECORDS	RESULT	NAME	COUNTRY	AGE	VENUE	DATE
World U20 Record	WU20R	43.87	Steve LEWIS	USA	19	Seoul (Olympic Stadium) 28 Sep 1988
Championships Record	CR	44.66	Hamdan Odha AL-BISHI	KSA	19	Santiago de Chile (E.Nacional) 20 Oct 2000
World U20 Leading	WU20L	44.88	Christopher TAYLOR	JAM	19	Kingston (JAM) 24 Jun 2018

Area U20 Record **AU20R**

National U20 Record **NU20R**

Personal Best **PB**

Season Best **SB**

Heat 1

7

11 July 2018 11:19 START TIME

20° C TEMPERATURE 60 % HUMIDITY

PLACE	BIB	NAME	COUNTRY	DATE OF BIRTH	LANE	RESULT	REACTION	Fn
1	181	Khamal STEWART-BAYNES	CAN	22 Sep 99	2	47.10	Q	0.156
2	177	Musa ISAH	BRN	26 Aug 00	3	47.50	Q	0.158
3	511	Antonio GRANT	PAN	30 Apr 00	4	47.64	Q	0.196
4	140	Correy SHERROD	BAH	16 Sep 00	7	48.22		0.262
5	252	Abdurahman ABDO	ETH	25 Sep 99	5	48.46		0.207
	668	Ahmed Abdullah AL YAARI	YEM	16 Jan 00	8	DNS		
	531	João COELHO	POR	4 Apr 99	6	DNS		

Heat 2

7

11 July 2018 11:26 START TIME

20° C TEMPERATURE 60 % HUMIDITY

PLACE	BIB	NAME	COUNTRY	DATE OF BIRTH	LANE	RESULT	REACTION	Fn
1	147	Jonathan SACOOR	BEL	1 Sep 99	8	46.56	Q	0.161
2	207	Matej KRSEK	CZE	13 May 00	7	47.05 (.049)	Q	0.141
3	233	Alfredo JIMENEZ	ESP	21 Mar 99	6	47.12	Q PB	0.169
4	468	Ilhwan MO	KOR	18 May 99	2	47.23	q	0.155
5	378	Milad NASEH JAHANI	IRI	16 Nov 00	5	47.91		0.188
6	107	Slimane MOULA	ALG	25 Feb 99	4	47.97		0.174
7	441	Daichi SAWA	JPN	29 Jun 00	3	48.15		0.144

Heat 3

7

11 July 2018 11:35 START TIME

20° C TEMPERATURE 60 % HUMIDITY

PLACE	BIB	NAME	COUNTRY	DATE OF BIRTH	LANE	RESULT	REACTION	Fn
1	565	Aruna DHARSHANA	SRI	19 Jan 99	8	46.81	Q	0.235
2	174	Bruno SILVA	BRA	9 Apr 00	5	47.05 (.044)	Q	0.193
3	397	Klaudio GJETJA	ITA	8 Mar 99	7	47.09	Q PB	0.190
4	561	Jure GRKMAN	SLO	29 Sep 99	3	47.56		0.190
5	365	. GAURAV	IND	30 Jun 99	2	48.61		0.179
6	547	Mihai Cristian PISLARU	ROU	22 Mar 99	4	49.74		0.190
	592	Colby JENNINGS	TKS	28 Apr 00	6	DNF		0.154

Heat 4

7

11 July 2018 11:42 START TIME

20° C TEMPERATURE 60 % HUMIDITY

PLACE	BIB	NAME	COUNTRY	DATE OF BIRTH	LANE	RESULT	REACTION	Fn
1	419	Chantz SAWYERS	JAM	6 Jun 99	3	46.52 (.516)	Q	0.170
2	551	Gabriel LOUW	RSA	18 Feb 99	6	47.32	Q	0.179
3	519	Szymon KREFT	POL	29 Jan 00	7	47.35	Q	0.216
4	564	Boško KIJANOVIC	SRB	21 Jun 00	4	47.42	q PB	0.190
5	671	Ngoni Joel CHADYIWA	ZIM	8 Feb 99	8	48.04		0.214
6	440	Shuji MORI	JPN	4 May 00	2	48.12		0.159
	326	Joshua HARTMANN	GER	9 Jun 99	5	DNS		

RESULTS
400 Metres Men - Round 1

Heat 5 **7**

11 July 2018 11:50 START TIME 20° C TEMPERATURE 60 % HUMIDITY

PLACE	BIB	NAME	COUNTRY	DATE OF BIRTH	LANE	RESULT	REACTION	Fn
1	145	Jonathan JONES	BAR	6 Feb 99	8	46.05	Q PB	0.187
2	642	Howard FIELDS	USA	25 Jan 99	4	47.08	Q	0.173
3	316	Jean Paul BREDAU	GER	27 Jun 99	7	47.11	Q	0.226
4	479	Ilja PETRUŠENKO	LAT	20 Apr 99	5	47.66		0.159
5	209	Ondrej HOLUB	CZE	18 May 99	6	47.71		0.236
6	599	Onal MITCHELL	TTO	10 Feb 99	2	47.77		0.150
7	483	Rija Vatomanga GARDINER	MAD	9 Dec 99	3	48.31		0.139

Heat 6 **7**

11 July 2018 11:59 START TIME 20° C TEMPERATURE 60 % HUMIDITY

PLACE	BIB	NAME	COUNTRY	DATE OF BIRTH	LANE	RESULT	REACTION	Fn
1	417	Christopher TAYLOR	JAM	1 Oct 99	5	46.14	Q	0.326
2	402	Edoardo SCOTTI	ITA	9 May 00	3	46.52 (.513)	Q PB	0.200
3	578	Ricky PETRUCCIANI	SUI	30 Jun 00	4	47.03	Q NU20R	0.213
4	115	Christian DAVIS	AUS	30 Aug 99	6	47.07	q	0.307
5	453	Laban KIPLANGAT	KEN	26 Nov 02	8	47.69		0.198
6	562	Lovro MESEC KOŠIR	SLO	11 Aug 99	7	47.88		0.187
7	518	Sebastian JAKUBOWSKI	POL	5 Mar 99	2	48.39		0.181

Heat 7 **7**

11 July 2018 12:06 START TIME 20° C TEMPERATURE 60 % HUMIDITY

PLACE	BIB	NAME	COUNTRY	DATE OF BIRTH	LANE	RESULT	REACTION	Fn
1	186	Myles MISENER-DALEY	CAN	1 Mar 01	2	46.87	Q	0.178
2	662	Umajesty WILLIAMS	USA	13 Apr 99	3	47.16	Q	0.196
3	669	Kennedy LUCHEMBE	ZAM	8 Jul 01	6	47.25	Q	0.178
4	675	Leon TAFIRENYIKA	ZIM	24 Feb 99	5	47.55		0.201
5	604	Ala Eddine KEBSI	TUN	19 Apr 99	8	47.96		0.200
6	558	Stéphano Antoine BIBI	SEY	13 Jun 99	4	48.92	PB	0.173
	256	Melkamu ASSEFA	ETH	24 Feb 01	7	DQ 163.3(b)		0.196

NOTE IAAF Rule 163.3(b) - Infringement of the inside border

ALL-TIME TOP LIST

RESULT	NAME	VENUE	DATE
43.87	Steve LEWIS (USA)	Seoul (Olympic Stadium)	28 Sep 88
44.22	Baboloki THEBE (BOT)	Gaborone (National Stadium)	21 May 16
44.25	Karabo SIBANDA (BOT)	Rio de Janeiro (Estádio Olímpico)	14 Aug 16
44.27	Abdalleh HAROUN (QAT)	Laux-de-Fonds (La Charrière)	5 Jul 15
44.36	Kirani JAMES (GRN)	Zürich (Letzigrund)	8 Sep 11
44.66	Hamdan Odha AL-BISHI (KSA)	ago de Chile (E.Nacional)	20 Oct 00
44.66	LaShawn MERRITT (USA)	Kingston, JAM	7 May 05
44.69	Darrell ROBINSON (USA)	Indianapolis, IN	24 Jul 82
44.71	Luguelín SANTOS (DOM)	Guadalajara, MEX	26 Oct 11
44.73	James ROLLE (USA)	Colorado Springs, CO	2 Jul 83

SEASON TOP LIST

RESULT	NAME	VENUE	2018
44.88	Christopher TAYLOR (JAM)	Kingston (JAM)	24 Jun
45.09	Dashawn MORRIS (JAM)	Kingston (JAM)	24 Mar
45.28	Emmanuel BAMIDELE (NGR)	Abuja (NGR)	16 Feb
45.40	Chantz SAWYERS (JAM)	Tampa, FL (USA)	25 May
45.47	Anthony CARPENTER (JAM)	Kingston (JAM)	24 Mar
45.50	Howard FIELDS (USA)	Bloomington, IN (USA)	17 Jun
45.60	Taj BURGESS (USA)	Bloomington, IN (USA)	13 May
45.74	Sean BURRELL (USA)	Baton Rouge, LA (USA)	5 May
45.79	Aruna DHARSHANA (SRI)	Gifu (JPN)	8 Jun
45.82	Yoshinobu IMOTO (JPN)	Fukuroi (JPN)	3 May



RESULTS

800 Metres Men - Final



BIB 102 DISQUALIFIED BY THE JURY OF APPEAL

RECORDS	RESULT	NAME	COUNTRY	AGE	VENUE	DATE
World U20 Record	WU20R	1:41.73	Nijel AMOS	BOT	18	London (Olympic Stadium) 9 Aug 2012
Championships Record	CR	1:43.79	Nijel AMOS	BOT	18	Barcelona (Estadio Olímpico) 15 Jul 2012
World U20 Leading	WU20L	1:45.56	Tolesa BODENA	ETH	18	Huelva (ESP) 8 Jun 2018
Area U20 Record	AU20R		National U20 Record	NU20R		Personal Best PB
						Season Best SB

15 July 2018 14:32 START TIME 27° C TEMPERATURE 39 % HUMIDITY

PLACE	BIB	NAME	COUNTRY	DATE OF BIRTH	LANE	RESULT
1	457	Solomon LEKUTA	KEN	3 Oct 99	5	1:46.35
2	454	Ngeno KIPNGETICH	KEN	17 Aug 00	4	1:46.45 PB
3	153	Eliott CRESTAN	BEL	22 Feb 99	6	1:47.27
4	262	Adisu GIRMA	ETH	10 Dec 99	2	1:47.58 PB
5	393	Simone BARONTINI	ITA	5 Jan 99	3	1:51.08
6	293	Alex BOTTERILL	GBR	18 Jan 00	1	1:51.64
7	307	Markhim LONSDALE	GBR	9 Jan 99	7	1:57.39
	102	Oussama CHERRAD	ALG	6 Mar 00	8	DQ 163.2(b)

NOTE IAAF Rule 163.2(b) - Jostling / Obstruction

INTERMEDIATE TIMES 400m Adisu GIRMA 52.17

ALL-TIME TOP LIST				SEASON TOP LIST			
RESULT	NAME	VENUE	DATE	RESULT	NAME	VENUE	2018
1:41.73	Nijel AMOS (BOT)	London (Olympic Stadium)	9 Aug 12	1:45.56	Tolesa BODENA (ETH)	Huelva (ESP)	8 Jun
1:42.37	Mohammed AMAN (ETH)	Bruxelles (Boudewijnstadion)	6 Sep 13	1:46.00	Tadese LEMI (ETH)	Djibouti (DJJI)	30 Mar
1:42.53	Timothy KITUM (KEN)	London (Olympic Stadium)	9 Aug 12	1:46.16	Solomon LEKUTA (KEN)	Nairobi (KEN)	17 Feb
1:42.69	Abubaker KAKI (SUD)	Oslo (Bislett)	6 Jun 08	1:46.29	Kumari TAKI (KEN)	Hengelo (NED)	3 Jun
1:43.13	Abraham Kipchirchir ROTICH (KEN)	ico (Stade Louis II)	20 Jul 12	1:46.45	Ngeno KIPNGETICH (KEN)	Tampere	15 Jul
1:43.40	Leonard Kirwa KOSENCHA (KEN)	اناسو (Stade Louis II)	20 Jul 12	1:46.59	Nobert KOLOMBOS (KEN)	Praha (CZE)	7 May
1:43.55	Donavan BRAZIER (USA)	Eugene (Hayward Field), OR	10 Jun 16	1:46.84	Eliott CRESTAN (BEL)	Tampere	14 Jul
1:43.56	Robert BIWOTT (KEN)	Barcelona (Serrahima)	8 Jul 15	1:46.92	Beant SINGH (IND)	Guwahati (IND)	27 Jun
1:43.64	Japheth KIMUTAI (KEN)	Zürich	13 Aug 97	1:47.20	George Meitamei MANANGOI (KEN)	Pretoria (RSA)	8 Mar
1:43.76	Kipyegon BETT (KEN)	Berlin (Olympiastadion)	3 Sep 16	1:47.35	Simone BARONTINI (ITA)	Tampere	14 Jul



RACE ANALYSIS

800 Metres Men - Final



BIB 102 DISQUALIFIED BY THE JURY OF APPEAL

15 July 2018 14:32 START TIME 27° C TEMPERATURE 39 % HUMIDITY

PLACE	BIB	NAME	COUNTRY	DATE of BIRTH	RESULT
400m					
1	457	Solomon LEKUTA	KEN	3 Oct 99	1:46.35
		52.36 (2)			53.99 (1)
2	454	Ngeno KIPNGETICH	KEN	17 Aug 00	1:46.45 PB
		52.40 (3)			54.05 (2)
3	153	Eliott CRESTAN	BEL	22 Feb 99	1:47.27
		53.03 (5)			54.24 (3)
4	262	Adisu GIRMA	ETH	10 Dec 99	1:47.58 PB
		52.17 (1)			55.41 (4)
5	393	Simone BARONTINI	ITA	5 Jan 99	1:51.08
		53.49 (6)			57.59 (5)
6	293	Alex BOTTERILL	GBR	18 Jan 00	1:51.64
		53.74 (7)			57.90 (6)
7	307	Markhim LONSDALE	GBR	9 Jan 99	1:57.39
		55.35 (8)			1:02.04 (7)
	102	Oussama CHERRAD	ALG	6 Mar 00	DQ 163.2(b)
		52.43 (4)			

NOTE IAAF Rule 163.2(b) - Jostling / Obstruction



RESULT PROGRESSION

800 Metres Men - Final



BIB 102 DISQUALIFIED BY THE JURY OF APPEAL

RECORDS	RESULT	NAME	COUNTRY	AGE	VENUE	DATE	
World U20 Record	WU20R	1:41.73 Nijel AMOS	BOT	18	London (Olympic Stadium)	9 Aug 2012	
Championships Record	CR	1:43.79 Nijel AMOS	BOT	18	Barcelona (Estadio Olímpico)	15 Jul 2012	
World U20 Leading	WU20L	1:45.56 Tolesa BODENA	ETH	18	Huelva (ESP)	8 Jun 2018	
Area U20 Record	AU20R	National U20 Record	NU20R	Personal Best	PB	Season Best	SB

15 July 2018

RANK	BIB	NAME	COUNTRY	DATE of BIRTH	PHASE	HEAT	LANE	PLACE	RESULT
1	457	Solomon LEKUTA	KEN	3 Oct 99	Final	1	5	1	1:46.35
					Semi-Final	1	3	5	1:47.56 Q
					Round 1	3	6	1	1:48.19 Q
2	454	Ngeno KIPNGETICH	KEN	17 Aug 00	Final	1	4	2	1:46.45 PB
					Semi-Final	2	3	1	1:46.81 Q
					Round 1	4	2	7	1:49.03 Q
3	153	Eliott CRESTAN	BEL	22 Feb 99	Final	1	6	3	1:47.27
					Semi-Final	2	5	2	1:46.84 Q NU20R
					Round 1	1	7	6	1:48.92 Q
4	262	Adisu GIRMA	ETH	10 Dec 99	Final	1	2	4	1:47.58 PB
					Semi-Final	1	4	7	1:47.88 Q
					Round 1	3	7	4	1:48.60 q
5	393	Simone BARONTINI	ITA	5 Jan 99	Final	1	3	5	1:51.08
					Semi-Final	2	6	3	1:47.35 Q PB
					Round 1	2	6	16	1:49.73 Q
6	293	Alex BOTTERILL	GBR	18 Jan 00	Final	1	1	6	1:51.64
					Semi-Final	1	5	8	1:47.97 Q
					Round 1	2	4	19	1:50.26 Q
7	307	Markhim LONSDALE	GBR	9 Jan 99	Final	1	7	7	1:57.39
					Semi-Final	2	8	6	1:47.73 q SB
					Round 1	3	5	3	1:48.60 Q SB
102	Oussama CHERRAD	ALG	6 Mar 00	Final	1	8		DQ	
				Semi-Final	2	1	4	1:47.36 q PB	
				Round 1	3	3	11	1:49.40 q PB	

NOTE IAAF Rule 163.2(b) - Jostling / Obstruction

ALL-TIME TOP LIST				SEASON TOP LIST			
RESULT	NAME	VENUE	DATE	RESULT	NAME	VENUE	2018
1:41.73	Nijel AMOS (BOT)	London (Olympic Stadium)	9 Aug 12	1:45.56	Tolesa BODENA (ETH)	Huelva (ESP)	8 Jun
1:42.37	Mohammed AMAN (ETH)	Bruxelles (Boudewijnstadion)	6 Sep 13	1:46.00	Tadese LEMI (ETH)	Djibouti (DJJ)	30 Mar
1:42.53	Timothy KITUM (KEN)	London (Olympic Stadium)	9 Aug 12	1:46.16	Solomon LEKUTA (KEN)	Nairobi (KEN)	17 Feb
1:42.69	Abubaker KAKI (SUD)	Oslo (Bistlett)	6 Jun 08	1:46.29	Kumari TAKI (KEN)	Hengelo (NED)	3 Jun
1:43.13	Abraham Kipchirchir ROTICH (KEN)	aco (Stade Louis III)	20 Jul 12	1:46.45	Ngeno KIPNGETICH (KEN)	Tampere	15 Jul
1:43.40	Leonard Kirwa KOSENCHA (KEN)	onaco (Stade Louis III)	20 Jul 12	1:46.59	Nobert KOLOMBOS (KEN)	Praha (CZE)	7 May
1:43.55	Donavan BRAZIER (USA)	Eugene (Hayward Field), OR	10 Jun 16	1:46.84	Eliott CRESTAN (BEL)	Tampere	14 Jul
1:43.56	Robert BIWOTT (KEN)	Barcelona (Serrahima)	8 Jul 15	1:46.92	Beant SINGH (IND)	Guwahati (IND)	27 Jun
1:43.64	Japheth KIMUTAI (KEN)	Zürich	13 Aug 97	1:47.20	George Meitamei MANANGOI (KEN)	Pretoria (RSA)	8 Mar
1:43.76	Kipyegon BETT (KEN)	Berlin (Olympiastadion)	3 Sep 16	1:47.35	Simone BARONTINI (ITA)	Tampere	14 Jul



SUMMARY



800 Metres Men - Semi-Final

First 3 in each heat (Q) and the next 2 fastest (q) advance to the Final

RECORDS	RESULT	NAME	COUNTRY	AGE	VENUE	DATE	
World U20 Record	WU20R	1:41.73	Nijel AMOS	BOT	18	London (Olympic Stadium) 9 Aug 2012	
Championships Record	CR	1:43.79	Nijel AMOS	BOT	18	Barcelona (Estadio Olímpico) 15 Jul 2012	
World U20 Leading	WU20L	1:45.56	Tolesa BODENA	ETH	18	Huelva (ESP) 8 Jun 2018	
Area U20 Record	AU20R	National U20 Record	NU20R	Personal Best	PB	Season Best	SB

14 July 2018

RANK	PLACE	HEAT	LANE	BIB	NAME	COUNTRY	DATE OF BIRTH	RESULT	
1	1	2	3	454	Ngeno KIPNGETICH	KEN	17 Aug 00	1:46.81	Q
2	2	2	5	153	Eliott CRESTAN	BEL	22 Feb 99	1:46.84	Q NU20R
3	3	2	6	393	Simone BARONTINI	ITA	5 Jan 99	1:47.35	Q PB
4	4	2	1	102	Oussama CHERRAD	ALG	6 Mar 00	1:47.36	q PB
5	1	1	3	457	Solomon LEKUTA	KEN	3 Oct 99	1:47.56	Q
6	5	2	8	307	Markhim LONSDALE	GBR	9 Jan 99	1:47.73	q SB
7	2	1	4	262	Adisu GIRMA	ETH	10 Dec 99	1:47.88	Q
8	3	1	5	293	Alex BOTTERILL	GBR	18 Jan 00	1:47.97	Q
9	4	1	7	646	Josh HOEY	USA	1 Nov 99	1:48.07	PB
10	6	2	7	204	Marino BLOUDEK	CRO	18 Jul 99	1:48.20	SB
11	5	1	8	205	Sven CEPUŠ	CRO	9 Dec 99	1:48.38	PB
12	6	1	1	607	Mehmet ÇELIK	TUR	01	1:48.53	PB
13	7	1	2	203	Juan Diego CASTRO	CRC	17 May 00	1:49.13	NU20R
14	8	1	6	155	Pieter SISK	BEL	8 Dec 99	1:49.82	
15	7	2	4	656	Rey RIVERA	USA	7 Feb 99	1:50.48	
16	8	2	2	534	Marcelo PEREIRA	POR	27 May 00	1:57.88	

ALL-TIME TOP LIST

RESULT	NAME	VENUE	DATE
1:41.73	Nijel AMOS (BOT)	London (Olympic Stadium)	9 Aug 12
1:42.37	Mohammed AMAN (ETH)	Bruxelles (Boudewijnstadion)	6 Sep 13
1:42.53	Timothy KITUM (KEN)	London (Olympic Stadium)	9 Aug 12
1:42.69	Abubaker KAKI (SUD)	Oslo (Bislett)	6 Jun 08
1:43.13	Abraham Kipchirchir ROTICH (KEN)	aco (Stade Louis II)	20 Jul 12
1:43.40	Leonard Kirwa KOSENCHA (KEN)	onaco (Stade Louis II)	20 Jul 12
1:43.55	Donavan BRAZIER (USA)	Eugene (Hayward Field), OR	10 Jun 16
1:43.56	Robert BIWOTT (KEN)	Barcelona (Serrahima)	8 Jul 15
1:43.64	Japheth KIMUTAI (KEN)	Zürich	13 Aug 97
1:43.76	Kipyegon BETT (KEN)	Berlin (Olympiastadion)	3 Sep 16

SEASON TOP LIST

RESULT	NAME	VENUE	2018
1:45.56	Tolesa BODENA (ETH)	Huelva (ESP)	8 Jun
1:46.00	Tadese LEMI (ETH)	Djibouti (DJJ)	30 Mar
1:46.16	Solomon LEKUTA (KEN)	Nairobi (KEN)	17 Feb
1:46.29	Kumari TAKI (KEN)	Hengelo (NED)	3 Jun
1:46.49	Nqeno KIPNGETICH (KEN)	Nairobi (KEN)	11 Jun
1:46.59	Nobert KOLOMBOS (KEN)	Praha (CZE)	7 May
1:46.84	Eliott CRESTAN (BEL)	Tampere	14 Jul
1:46.92	Beant SINGH (IND)	Guwahati (IND)	27 Jun
1:47.20	George Meitamei MANANGOI (KEN)	Pretoria (RSA)	8 Mar
1:47.35	Simone BARONTINI (ITA)	Tampere	14 Jul



RACE ANALYSIS



800 Metres Men - Semi-Final

First 3 in each heat (Q) and the next 2 fastest (q) advance to the Final

Heat 2 **2**

14 July 2018 14:36 START TIME

25° C TEMPERATURE 47 % HUMIDITY

PLACE	BIB	NAME	COUNTRY	DATE of BIRTH	RESULT
400m					
1	454	Ngeno KIPNGETICH	KEN	17 Aug 00	1:46.81
					52.63 (1) 54.18 (3)
2	153	Eliott CRESTAN	BEL	22 Feb 99	1:46.84 NU20R
					52.96 (4) 53.88 (1)
3	393	Simone BARONTINI	ITA	5 Jan 99	1:47.35 PB
					53.33 (7) 54.02 (2)
4	102	Oussama CHERRAD	ALG	6 Mar 00	1:47.36 PB
					53.13 (6) 54.23 (4)
5	307	Markhim LONSDALE	GBR	9 Jan 99	1:47.73 SB
					53.09 (5) 54.64 (5)
6	204	Marino BLOUDEK	CRO	18 Jul 99	1:48.20 SB
					52.94 (3) 55.26 (6)
7	656	Rey RIVERA	USA	7 Feb 99	1:50.48
					52.74 (2) 57.74 (7)
8	534	Marcelo PEREIRA	POR	27 May 00	1:57.88
					53.44 (8) 1:04.44 (8)



RESULTS



800 Metres Men - Semi-Final

First 3 in each heat (Q) and the next 2 fastest (q) advance to the Final

RECORDS	RESULT	NAME	COUNTRY	AGE	VENUE	DATE	
World U20 Record	WU20R	1:41.73	Nijel AMOS	BOT	18	London (Olympic Stadium) 9 Aug 2012	
Championships Record	CR	1:43.79	Nijel AMOS	BOT	18	Barcelona (Estadio Olímpico) 15 Jul 2012	
World U20 Leading	WU20L	1:45.56	Tolesa BODENA	ETH	18	Huelva (ESP) 8 Jun 2018	
Area U20 Record	AU20R	National U20 Record	NU20R	Personal Best	PB	Season Best	SB

Heat 1

2

14 July 2018 14:29 START TIME 25° C TEMPERATURE 47% HUMIDITY

PLACE	BIB	NAME	COUNTRY	DATE OF BIRTH	LANE	RESULT
1	457	Solomon LEKUTA	KEN	3 Oct 99	3	1:47.56 Q
2	262	Adisu GIRMA	ETH	10 Dec 99	4	1:47.88 Q
3	293	Alex BOTTERILL	GBR	18 Jan 00	5	1:47.97 Q
4	646	Josh HOEY	USA	1 Nov 99	7	1:48.07 PB
5	205	Sven CEPUŠ	CRO	9 Dec 99	8	1:48.38 PB
6	607	Mehmet ÇELIK	TUR	01	1	1:48.53 PB
7	203	Juan Diego CASTRO	CRC	17 May 00	2	1:49.13 NU20R
8	155	Pieter SISK	BEL	8 Dec 99	6	1:49.82

INTERMEDIATE TIMES	400m	Solomon LEKUTA	53.35
--------------------	------	----------------	-------

Heat 2

2

14 July 2018 14:36 START TIME 25° C TEMPERATURE 47% HUMIDITY

PLACE	BIB	NAME	COUNTRY	DATE OF BIRTH	LANE	RESULT
1	454	Ngeno KIPNGETICH	KEN	17 Aug 00	3	1:46.81 Q
2	153	Eliott CRESTAN	BEL	22 Feb 99	5	1:46.84 Q NU20R
3	393	Simone BARONTINI	ITA	5 Jan 99	6	1:47.35 Q PB
4	102	Oussama CHERRAD	ALG	6 Mar 00	1	1:47.36 q PB
5	307	Markhim LONSDALE	GBR	9 Jan 99	8	1:47.73 q SB
6	204	Marino BLOUDEK	CRO	18 Jul 99	7	1:48.20 SB
7	656	Rey RIVERA	USA	7 Feb 99	4	1:50.48
8	534	Marcelo PEREIRA	POR	27 May 00	2	1:57.88

INTERMEDIATE TIMES	400m	Ngeno KIPNGETICH	52.63
--------------------	------	------------------	-------

ALL-TIME TOP LIST

RESULT	NAME	VENUE	DATE
1:41.73	Nijel AMOS (BOT)	London (Olympic Stadium)	9 Aug 12
1:42.37	Mohammed AMAN (ETH)	Bruxelles (Boudewijnstadion)	6 Sep 13
1:42.53	Timothy KITUM (KEN)	London (Olympic Stadium)	9 Aug 12
1:42.69	Abubaker KAKI (SUD)	Oslo (Bislett)	6 Jun 08
1:43.13	Abraham Kipchirchir ROTICH (KEN)	aco (Stade Louis II)	20 Jul 12
1:43.40	Leonard Kirwa KOSENCHA (KEN)	onaco (Stade Louis II)	20 Jul 12
1:43.55	Donavan BRAZIER (USA)	Eugene (Hayward Field), OR	10 Jun 16
1:43.56	Robert BIWOTT (KEN)	Barcelona (Serrahima)	8 Jul 15
1:43.64	Japheth KIMUTAI (KEN)	Zürich	13 Aug 97
1:43.76	Kipyegon BETT (KEN)	Berlin (Olympiastadion)	3 Sep 16

SEASON TOP LIST

RESULT	NAME	VENUE	2018
1:45.56	Tolesa BODENA (ETH)	Huelva (ESP)	8 Jun
1:46.00	Tadese LEMI (ETH)	Djibouti (DJJ)	30 Mar
1:46.16	Solomon LEKUTA (KEN)	Nairobi (KEN)	17 Feb
1:46.29	Kumari TAKI (KEN)	Hengelo (NED)	3 Jun
1:46.49	Ngeno KIPNGETICH (KEN)	Nairobi (KEN)	11 Jun
1:46.59	Nobert KOLOMBOS (KEN)	Praha (CZE)	7 May
1:46.84	Eliott CRESTAN (BEL)	Tampere	14 Jul
1:46.92	Beant SINGH (IND)	Guwahati (IND)	27 Jun
1:47.20	George Meitamei MANANGOI (KEN)	Pretoria (RSA)	8 Mar
1:47.35	Simone BARONTINI (ITA)	Tampere	14 Jul



SUMMARY



800 Metres Men - Round 1

First 3 in each heat (Q) and the next 4 fastest (q) advance to the Semi-Finals

RECORDS	RESULT	NAME	COUNTRY	AGE	VENUE	DATE	
World U20 Record	WU20R	1:41.73 Nijel AMOS	BOT	18	London (Olympic Stadium)	9 Aug 2012	
Championships Record	CR	1:43.79 Nijel AMOS	BOT	18	Barcelona (Estadio Olímpico)	15 Jul 2012	
World U20 Leading	WU20L	1:45.56 Tolesa BODENA	ETH	18	Huelva (ESP)	8 Jun 2018	
Area U20 Record	AU20R	National U20 Record	NU20R	Personal Best	PB	Season Best	SB

13 July 2018

RANK	PLACE	HEAT	LANE	BIB	NAME	COUNTRY	DATE of BIRTH	RESULT	
1	1	3	6	457	Solomon LEKUTA	KEN	3 Oct 99	1:48.19	Q
2	2	3	4	204	Marino BLOUDEK	CRO	18 Jul 99	1:48.54	Q
3	3	3	5	307	Markhim LONSDALE	GBR	9 Jan 99	1:48.60 (.597)	Q SB
4	4	3	7	262	Adisu GIRMA	ETH	10 Dec 99	1:48.60 (.600)	q
5	1	1	5	646	Josh HOEY	USA	1 Nov 99	1:48.86	Q
6	2	1	7	153	Eliott CRESTAN	BEL	22 Feb 99	1:48.92	Q
7	1	4	2	454	Ngeno KIPNGETICH	KEN	17 Aug 00	1:49.03 (.026)	Q
8	3	1	4	205	Sven CEPUŠ	CRO	9 Dec 99	1:49.03 (.030)	Q SB
9	4	1	2	203	Juan Diego CASTRO	CRC	17 May 00	1:49.18	q NU20R
10	5	3	2	155	Pieter SISK	BEL	8 Dec 99	1:49.40 (.392)	q
11	6	3	3	102	Oussama CHERRAD	ALG	6 Mar 00	1:49.40 (.395)	q PB
12	2	4	4	534	Marcelo PEREIRA	POR	27 May 00	1:49.49	Q PB
13	3	4	8	656	Rey RIVERA	USA	7 Feb 99	1:49.53	Q
14	4	4	7	246	Eduardo ROMERO	ESP	27 Jan 99	1:49.56	
15	5	1	3	377	Beant SINGH	IND	10 Jan 99	1:49.66	
16	1	2	6	393	Simone BARONTINI	ITA	5 Jan 99	1:49.73	Q
17	6	1	1	484	Mohamed ABOUTAHIRI	MAR	2 Feb 01	1:50.15	
18	7	3	8	119	Lachlan RAPER	AUS	14 Aug 99	1:50.23	
19	2	2	4	293	Alex BOTTERILL	GBR	18 Jan 00	1:50.26	Q
20	5	4	5	399	Andrea ROMANI	ITA	25 May 99	1:50.28	
21	6	4	6	515	Marco VILCA	PER	2 Dec 00	1:50.47	
22	3	2	8	607	Mehmet ÇELIK	TUR	01	1:50.61	Q
23	4	2	2	415	Kimar FARQUHARSON	JAM	20 May 01	1:50.76	
24	7	1	8	132	Archie WALLIS	AUS	7 Nov 99	1:51.25	
25	5	2	5	183	Ruach Chuol PADHAL	CAN	9 Jun 99	1:51.61	
26	6	2	3	361	Lörinc VARGA	HUN	28 Nov 00	1:51.67	
27	8	1	6	331	Oskar SCHWARZER	GER	10 Jun 99	1:52.39	
28	7	4	3	489	Charaf ZAHIR	MAR	4 Sep 01	1:52.95	
	2	7	260	Tadese LEMI	ETH	20 Jan 99	DQ	163.5	

NOTE IAAF Rule 163.5 - Leaving the lane before the breakline

ALL-TIME TOP LIST				SEASON TOP LIST			
RESULT	NAME	VENUE	DATE	RESULT	NAME	VENUE	2018
1:41.73	Nijel AMOS (BOT)	London (Olympic Stadium)	9 Aug 12	1:45.56	Tolesa BODENA (ETH)	Huelva (ESP)	8 Jun
1:42.37	Mohammed AMAN (ETH)	Bruxelles (Boudewijnstadion)	6 Sep 13	1:46.00	Tadese LEMI (ETH)	Djibouti (DJJ)	30 Mar
1:42.53	Timothy KITUM (KEN)	London (Olympic Stadium)	9 Aug 12	1:46.16	Solomon LEKUTA (KEN)	Nairobi (KEN)	17 Feb
1:42.69	Abubaker KAKI (SUD)	Oslo (Bislett)	6 Jun 08	1:46.29	Kumari TAKI (KEN)	Hengelo (NED)	3 Jun
1:43.13	Abraham Kipchirchir ROTICH (KEN)	aco (Stade Louis II)	20 Jul 12	1:46.49	Ngeno KIPNGETICH (KEN)	Nairobi (KEN)	11 Jun
1:43.40	Leonard Kirwa KOSENCHA (KEN)	onaco (Stade Louis II)	20 Jul 12	1:46.59	Nobert KOLOMBOS (KEN)	Praha (CZE)	7 May
1:43.55	Donavan BRAZIER (USA)	Eugene (Hayward Field), OR	10 Jun 16	1:46.92	Beant SINGH (IND)	Guwahati (IND)	27 Jun
1:43.56	Robert BIWOTT (KEN)	Barcelona (Serrahima)	8 Jul 15	1:47.18	Eliott CRESTAN (BEL)	Oordegem (BEL)	26 May
1:43.64	Japheth KIMUTAI (KEN)	Zürich	13 Aug 97	1:47.20	George Meitamei MANANGOI (KEN)	Pretoria (RSA)	8 Mar
1:43.76	Kipyegon BETT (KEN)	Berlin (Olympiastadion)	3 Sep 16	1:47.50	Max BURGIN (GBR)	Manchester (GBR)	12 May



RACE ANALYSIS



800 Metres Men - Round 1

First 3 in each heat (Q) and the next 4 fastest (q) advance to the Semi-Finals

Heat 4

4

13 July 2018

10:52 START TIME

23° C TEMPERATURE

65 % HUMIDITY

PLACE	BIB	NAME	COUNTRY	DATE of BIRTH	RESULT
400m					
1	454	Ngeno KIPNGETICH	KEN	17 Aug 00	1:49.03
					54.02 (1) 55.01 (2)
2	534	Marcelo PEREIRA	POR	27 May 00	1:49.49 PB
					54.80 (6) 54.69 (1)
3	656	Rey RIVERA	USA	7 Feb 99	1:49.53
					54.19 (2) 55.34 (4)
4	246	Eduardo ROMERO	ESP	27 Jan 99	1:49.56
					54.38 (3) 55.18 (3)
5	399	Andrea ROMANI	ITA	25 May 99	1:50.28
					54.74 (5) 55.54 (6)
6	515	Marco VILCA	PER	2 Dec 00	1:50.47
					54.99 (7) 55.48 (5)
7	489	Charaf ZAHIR	MAR	4 Sep 01	1:52.95
					54.54 (4) 58.41 (7)



RESULTS



800 Metres Men - Round 1

First 3 in each heat (Q) and the next 4 fastest (q) advance to the Semi-Finals

RECORDS	RESULT	NAME	COUNTRY	AGE	VENUE	DATE
World U20 Record	WU20R	1:41.73	Nijel AMOS	BOT	18	London (Olympic Stadium) 9 Aug 2012
Championships Record	CR	1:43.79	Nijel AMOS	BOT	18	Barcelona (Estadio Olímpico) 15 Jul 2012
World U20 Leading	WU20L	1:45.56	Tolesa BODENA	ETH	18	Huelva (ESP) 8 Jun 2018

Area U20 Record **AU20R** National U20 Record **NU20R** Personal Best **PB** Season Best **SB**

Heat 1

4

13 July 2018 10:24 START TIME 21° C TEMPERATURE 73 % HUMIDITY

PLACE	BIB	NAME	COUNTRY	DATE OF BIRTH	LANE	RESULT
1	646	Josh HOEY	USA	1 Nov 99	5	1:48.86 Q
2	153	Eliott CRESTAN	BEL	22 Feb 99	7	1:48.92 Q
3	205	Sven CEPUŠ	CRO	9 Dec 99	4	1:49.03 (.030) Q SB
4	203	Juan Diego CASTRO	CRC	17 May 00	2	1:49.18 q NU20R
5	377	Beant SINGH	IND	10 Jan 99	3	1:49.66
6	484	Mohamed ABOUTAHIRI	MAR	2 Feb 01	1	1:50.15
7	132	Archie WALLIS	AUS	7 Nov 99	8	1:51.25
8	331	Oskar SCHWARZER	GER	10 Jun 99	6	1:52.39

INTERMEDIATE TIMES 400m Josh HOEY 54.05

Heat 2

4

13 July 2018 10:32 START TIME 21° C TEMPERATURE 73 % HUMIDITY

PLACE	BIB	NAME	COUNTRY	DATE OF BIRTH	LANE	RESULT
1	393	Simone BARONTINI	ITA	5 Jan 99	6	1:49.73 Q
2	293	Alex BOTTERILL	GBR	18 Jan 00	4	1:50.26 Q
3	607	Mehmet ÇELIK	TUR	01	8	1:50.61 Q
4	415	Kimar FARQUHARSON	JAM	20 May 01	2	1:50.76
5	183	Ruach Chuol PADHAL	CAN	9 Jun 99	5	1:51.61
6	361	Lörinc VARGA	HUN	28 Nov 00	3	1:51.67
260		Tadese LEMI	ETH	20 Jan 99	7	DQ 163.5

NOTE IAAF Rule 163.5 - Leaving the lane before the breakline

INTERMEDIATE TIMES 400m Tadese LEMI 53.83

Heat 3

4

13 July 2018 10:42 START TIME 21° C TEMPERATURE 73 % HUMIDITY

PLACE	BIB	NAME	COUNTRY	DATE OF BIRTH	LANE	RESULT
1	457	Solomon LEKUTA	KEN	3 Oct 99	6	1:48.19 Q
2	204	Marino BLOUDEK	CRO	18 Jul 99	4	1:48.54 Q
3	307	Markhim LONSDALE	GBR	9 Jan 99	5	1:48.60 (.597) Q SB
4	262	Adisu GIRMA	ETH	10 Dec 99	7	1:48.60 (.600) q
5	155	Pieter SISK	BEL	8 Dec 99	2	1:49.40 (.392) q
6	102	Oussama CHERRAD	ALG	6 Mar 00	3	1:49.40 (.395) q PB
7	119	Lachlan RAPER	AUS	14 Aug 99	8	1:50.23

INTERMEDIATE TIMES 400m Pieter SISK 51.84

Heat 4

4

13 July 2018 10:52 START TIME 23° C TEMPERATURE 65 % HUMIDITY

PLACE	BIB	NAME	COUNTRY	DATE OF BIRTH	LANE	RESULT
1	454	Ngeno KIPNETICH	KEN	17 Aug 00	2	1:49.03 (.026) Q
2	534	Marcelo PEREIRA	POR	27 May 00	4	1:49.49 Q PB
3	656	Rey RIVERA	USA	7 Feb 99	8	1:49.53 Q
4	246	Eduardo ROMERO	ESP	27 Jan 99	7	1:49.56
5	399	Andrea ROMANI	ITA	25 May 99	5	1:50.28
6	515	Marco VILCA	PER	2 Dec 00	6	1:50.47
7	489	Charaf ZAHIR	MAR	4 Sep 01	3	1:52.95

INTERMEDIATE TIMES 400m Ngeno KIPNETICH 54.02



RESULTS
800 Metres Men - Round 1

ALL-TIME TOP LIST				SEASON TOP LIST			
RESULT	NAME	VENUE	DATE	RESULT	NAME	VENUE	2018
1:41.73	Nijel AMOS (BOT)	London (Olympic Stadium)	9 Aug 12	1:45.56	Tolesa BODENA (ETH)	Huelva (ESP)	8 Jun
1:42.37	Mohammed AMAN (ETH)	Bruxelles (Boudewijnstadion)	6 Sep 13	1:46.00	Tadese LEMI (ETH)	Djibouti (DJI)	30 Mar
1:42.53	Timothy KITUM (KEN)	London (Olympic Stadium)	9 Aug 12	1:46.16	Solomon LEKUTA (KEN)	Nairobi (KEN)	17 Feb
1:42.69	Abubaker KAKI (SUD)	Oslo (Bislett)	6 Jun 08	1:46.29	Kumari TAKI (KEN)	Hengelo (NED)	3 Jun
1:43.13	Abraham Kipchirchir ROTICH (KEN)	aco (Stade Louis II)	20 Jul 12	1:46.49	Nqeno KIPNGETICH (KEN)	Nairobi (KEN)	11 Jun
1:43.40	Leonard Kirwa KOSENCHA (KEN)	onaco (Stade Louis II)	20 Jul 12	1:46.59	Nobert KOLOMBOS (KEN)	Praha (CZE)	7 May
1:43.55	Donavan BRAZIER (USA)	Eugene (Hayward Field), OR	10 Jun 16	1:46.92	Beant SINGH (IND)	Guwahati (IND)	27 Jun
1:43.56	Robert BIWOTT (KEN)	Barcelona (Serrahima)	8 Jul 15	1:47.18	Eliott CRESTAN (BEL)	Oordegem (BEL)	26 May
1:43.64	Japheth KIMUTAI (KEN)	Zürich	13 Aug 97	1:47.20	George Meitamei MANANGOI (KEN)	Pretoria (RSA)	8 Mar
1:43.76	Kipyegon BETT (KEN)	Berlin (Olympiastadion)	3 Sep 16	1:47.50	Max BURGIN (GBR)	Manchester (GBR)	12 May



RESULTS



1500 Metres Men - Final

RECORDS	RESULT	NAME	COUNTRY	AGE	VENUE	DATE	
World U20 Record	WU20R	3:28.81	Ronald KWEMOI	KEN	19	Monaco (Stade Louis II)	18 Jul 2014
Championships Record	CR	3:35.53	Abdelaati IGUIDER	MAR	17	Grosseto (Stadio Zecchini)	15 Jul 2004
World U20 Leading	WU20L	3:31.63	Samuel TEFERA	ETH	19	Shanghai (CHN)	12 May 2018
Area U20 Record	AU20R		National U20 Record	NU20R		Personal Best	PB
						Season Best	SB

12 July 2018 20:24 START TIME 21° C TEMPERATURE 56 % HUMIDITY

PLACE	BIB	NAME	COUNTRY	DATE OF BIRTH	ORDER	RESULT
1	458	George Meitamei MANANGOI	KEN	29 Nov 00	8	3:41.71
2	503	Jakob INGEBRIGTSEN	NOR	19 Sep 00	7	3:41.89
3	462	Justus SOGET	KEN	22 Oct 99	3	3:42.14
4	305	Jake HEYWARD	GBR	26 Apr 99	1	3:43.76
5	265	Samuel TEFERA	ETH	23 Oct 99	2	3:43.91
6	563	Elzan BIBIC	SRB	8 Jan 99	4	3:44.65 PB
7	102	Oussama CHERRAD	ALG	6 Mar 00	6	3:45.17
8	504	Sondre JUVEN	NOR	17 Apr 99	5	3:45.40
9	264	Birhanu SORSA	ETH	11 Apr 00	12	3:45.47
10	658	Cooper TEARE	USA	18 Aug 99	9	3:46.18
11	128	Callum DAVIES	AUS	18 Jul 99	10	3:46.35
12	498	Robin VAN RIEL	NED	30 Apr 00	11	3:48.65

INTERMEDIATE TIMES	300m	700m	1100m
	Justus SOGET	46.64	
	Samuel TEFERA	1:51.61	
	Samuel TEFERA	2:48.10	

ALL-TIME TOP LIST				SEASON TOP LIST			
RESULT	NAME	VENUE	DATE	RESULT	NAME	VENUE	2018
3:28.81	Ronald KWEMOI (KEN)	Monaco (Stade Louis II)	18 Jul 14	3:31.63	Samuel TEFERA (ETH)	Shanghai (CHN)	12 May
3:30.10	Robert BIWOTT (KEN)	Monaco (Stade Louis II)	17 Jul 15	3:34.33	Justus SOGET (KEN)	Shanghai (CHN)	12 May
3:30.24	Cornelius CHIRCHIR (KEN)	Monaco (Stade Louis II)	19 Jul 02	3:35.53	George Meitamei MANANGOI (KEN)	Doha (QAT)	4 May
3:31.13	Mulugeta WENDIMU (ETH)	Heusden-Zolder	31 Jul 04	3:35.81	Brimin Kiprotich KIPRONO (KEN)	Nancy (FRA)	27 Jun
3:31.42	Alex Kipchirchir RONO (KEN)	ixelles (Boudewijnstadion)	5 Sep 03	3:35.83	Kumari TAKI (KEN)	Nairobi (KEN)	17 Feb
3:31.49	Belal Ali MANSOOR (BRN)	Athina (Olympic Stadium)	2 Jul 07	3:36.06	Jakob INGEBRIGTSEN (NOR)	Oslo (NOR)	7 Jun
3:31.54	Isaac Kiprono SONGOK (KEN)	Heusden-Zolder	2 Aug 03	3:36.33	Michael KIBET (KEN)	Nancy (FRA)	27 Jun
3:31.63	Samuel TEFERA (ETH)	Shanghai (CHN)	12 May 18	3:36.49	Melese NBERET (ETH)	Montreuil (FRA)	19 Jun
3:31.64	Asbel KIPROP (KEN)	Roma (Stadio Olimpico)	11 Jul 08	3:37.98	Nqonde MATWEBU (RSA)	Bloemfontein (RSA)	9 Feb
3:31.70	Ilham Tanui ÖZBILEN (KEN)	Roma (Stadio Olimpico)	10 Jul 09	3:38.28	Lawi KOSGEI (KEN)	Nairobi (KEN)	23 Jun



RACE ANALYSIS



1500 Metres Men - Final

12 July 2018 20:24 START TIME 21° C TEMPERATURE 56 % HUMIDITY

PLACE	BIB	NAME	COUNTRY	DATE of BIRTH	RESULT
		300m			
		700m			
		1100m			
1	458	George Meitamei MANANGOI	KEN	29 Nov 00	3:41.71
		47.31 (10)			1:52.06 (7)
					2:48.84 (7)
					52.87 (1)
					1:04.75 (1)
					56.78 (5)
2	503	Jakob INGEBRIGTSEN	NOR	19 Sep 00	3:41.89
		47.19 (8)			1:52.21 (10)
					2:48.61 (4)
					53.28 (2)
					1:05.02 (9)
					56.40 (1)
3	462	Justus SOGET	KEN	22 Oct 99	3:42.14
		46.64 (1)			1:51.66 (2)
					2:48.50 (3)
					53.64 (3)
					1:05.02 (9)
					56.84 (6)
4	305	Jake HEYWARD	GBR	26 Apr 99	3:43.76
		46.76 (2)			1:51.75 (3)
					2:48.62 (5)
					55.14 (4)
					1:04.99 (7)
					56.87 (7)
5	265	Samuel TEFERA	ETH	23 Oct 99	3:43.91
		46.78 (3)			1:51.61 (1)
					2:48.10 (1)
					55.81 (5)
					1:04.83 (2)
					56.49 (3)
6	563	Elzan BIBIC	SRB	8 Jan 99	3:44.65 PB
		46.99 (6)			1:51.88 (5)
					2:48.29 (2)
					56.36 (7)
					1:04.89 (4)
					56.41 (2)
7	102	Oussama CHERRAD	ALG	6 Mar 00	3:45.17
		46.88 (4)			1:51.95 (6)
					2:48.87 (8)
					56.30 (6)
					1:05.07 (11)
					56.92 (8)
8	504	Sondre JUVEN	NOR	17 Apr 99	3:45.40
		47.46 (11)			1:52.39 (11)
					2:48.94 (9)
					56.46 (8)
					1:04.93 (5)
					56.55 (4)
9	264	Birhanu SORSA	ETH	11 Apr 00	3:45.47
		46.93 (5)			1:51.78 (4)
					2:48.74 (6)
					56.73 (10)
					1:04.85 (3)
					56.96 (9)
10	658	Cooper TEARE	USA	18 Aug 99	3:46.18
		47.07 (7)			1:52.21 (9)
					2:49.35 (10)
					56.83 (11)
					1:05.14 (12)
					57.14 (10)
11	128	Callum DAVIES	AUS	18 Jul 99	3:46.35
		47.46 (12)			1:52.45 (12)
					2:49.68 (11)
					56.67 (9)
					1:04.99 (7)
					57.23 (11)
12	498	Robin VAN RIEL	NED	30 Apr 00	3:48.65
		47.22 (9)			1:52.16 (8)
					2:49.79 (12)
					58.86 (12)
					1:04.94 (6)
					57.63 (12)



RESULT PROGRESSION



1500 Metres Men - Final

RECORDS	RESULT	NAME	COUNTRY	AGE	VENUE	DATE	
World U20 Record	WU20R	3:28.81	Ronald KWEMOI	KEN	19	Monaco (Stade Louis II)	18 Jul 2014
Championships Record	CR	3:35.53	Abdelaati IGUIDER	MAR	17	Grosseto (Stadio Zecchini)	15 Jul 2004
World U20 Leading	WU20L	3:31.63	Samuel TEFERA	ETH	19	Shanghai (CHN)	12 May 2018
Area U20 Record	AU20R	National U20 Record	NU20R	Personal Best	PB	Season Best	SB

12 July 2018

RANK	BIB	NAME	COUNTRY	DATE of BIRTH	PHASE	HEAT	PLACE	RESULT
1	458	George Meitamei MANANGOI	KEN	29 Nov 00	Final	1	1	3:41.71
					Round 1	1	18	3:51.40 Q
2	503	Jakob INGEBRIGTSEN	NOR	19 Sep 00	Final	1	2	3:41.89
					Round 1	1	17	3:51.34 Q
3	462	Justus SOGET	KEN	22 Oct 99	Final	1	3	3:42.14
					Round 1	2	3	3:44.70 Q
4	305	Jake HEYWARD	GBR	26 Apr 99	Final	1	4	3:43.76
					Round 1	3	6	3:45.45 Q
5	265	Samuel TEFERA	ETH	23 Oct 99	Final	1	5	3:43.91
					Round 1	3	1	3:44.48 Q
6	563	Elzan BIBIC	SRB	8 Jan 99	Final	1	6	3:44.65 PB
					Round 1	3	2	3:44.68 Q PB
7	102	Oussama CHERRAD	ALG	6 Mar 00	Final	1	7	3:45.17
					Round 1	1	20	3:52.33 Q
8	504	Sondre JUVEN	NOR	17 Apr 99	Final	1	8	3:45.40
					Round 1	2	8	3:45.64 q
9	264	Birhanu SORSA	ETH	11 Apr 00	Final	1	9	3:45.47
					Round 1	2	4	3:44.92 Q
10	658	Cooper TEARE	USA	18 Aug 99	Final	1	10	3:46.18
					Round 1	2	5	3:45.06 Q
11	128	Callum DAVIES	AUS	18 Jul 99	Final	1	11	3:46.35
					Round 1	3	9	3:46.32 q PB
12	498	Robin VAN RIEL	NED	30 Apr 00	Final	1	12	3:48.65
					Round 1	2	7	3:45.52 q

ALL-TIME TOP LIST				SEASON TOP LIST			
RESULT	NAME	VENUE	DATE	RESULT	NAME	VENUE	2018
3:28.81	Ronald KWEMOI (KEN)	Monaco (Stade Louis II)	18 Jul 14	3:31.63	Samuel TEFERA (ETH)	Shanghai (CHN)	12 May
3:30.10	Robert BIWOTT (KEN)	Monaco (Stade Louis II)	17 Jul 15	3:34.33	Justus SOGET (KEN)	Shanghai (CHN)	12 May
3:30.24	Cornelius CHIRCHIR (KEN)	Monaco (Stade Louis II)	19 Jul 02	3:35.53	George Meitamei MANANGOI (KEN)	Doha (QAT)	4 May
3:31.13	Muluqeta WENDIMU (ETH)	Heusden-Zolder	31 Jul 04	3:35.81	Brimin Kiprotich KIPRONO (KEN)	Nancy (FRA)	27 Jun
3:31.42	Alex Kipchirchir RONO (KEN)	Waxeltes (Boudewijnstadion)	5 Sep 03	3:35.83	Kumari TAKI (KEN)	Nairobi (KEN)	17 Feb
3:31.49	Belal Ali MANSOOR (BRN)	Athína (Olympic Stadium)	2 Jul 07	3:36.06	Jakob INGEBRIGTSEN (NOR)	Oslo (NOR)	7 Jun
3:31.54	Isaac Kiprono SONGOK (KEN)	Heusden-Zolder	2 Aug 03	3:36.33	Michael KIBET (KEN)	Nancy (FRA)	27 Jun
3:31.63	Samuel TEFERA (ETH)	Shanghai (CHN)	12 May 18	3:36.49	Melese NBERET (ETH)	Montreuil (FRA)	19 Jun
3:31.64	Asbel KIPROP (KEN)	Roma (Stadio Olimpico)	11 Jul 08	3:37.98	Nqonde MATWEBU (RSA)	Bloemfontein (RSA)	9 Feb
3:31.70	Ilham Tanui ÖZBILEN (KEN)	Roma (Stadio Olimpico)	10 Jul 09	3:38.28	Lawi KOSGEI (KEN)	Nairobi (KEN)	23 Jun



SUMMARY



1500 Metres Men - Round 1

First 3 in each heat (Q) and the next 3 fastest (q) advance to the Final

RECORDS	RESULT	NAME	COUNTRY	AGE	VENUE	DATE	
World U20 Record	WU20R	3:28.81	Ronald KWEMOI	KEN	19	Monaco (Stade Louis II)	18 Jul 2014
Championships Record	CR	3:35.53	Abdelaati IGUIDER	MAR	17	Grosseto (Stadio Zecchini)	15 Jul 2004
World U20 Leading	WU20L	3:31.63	Samuel TEFERA	ETH	19	Shanghai (CHN)	12 May 2018
Area U20 Record	AU20R	National U20 Record	NU20R	Personal Best	PB	Season Best	SB

10 July 2018

RANK	PLACE	HEAT	BIB	NAME	COUNTRY	DATE OF BIRTH	RESULT	
1	1	3	265	Samuel TEFERA	ETH	23 Oct 99	3:44.48	Q
2	2	3	563	Elzan BIBIC	SRB	8 Jan 99	3:44.68	Q PB
3	1	2	462	Justus SOGET	KEN	22 Oct 99	3:44.70	Q
4	2	2	264	Birhanu SORSA	ETH	11 Apr 00	3:44.92	Q
5	3	2	658	Cooper TEARE	USA	18 Aug 99	3:45.06	Q
6	3	3	305	Jake HEYWARD	GBR	26 Apr 99	3:45.45	Q
7	4	2	498	Robin VAN RIEL	NED	30 Apr 00	3:45.52	q
8	5	2	504	Sondre JUVEN	NOR	17 Apr 99	3:45.64	q
9	4	3	128	Callum DAVIES	AUS	18 Jul 99	3:46.32	q PB
10	5	3	232	Enrique HERREROS	ESP	15 Sep 99	3:46.66 (.654)	
11	6	3	624	Hosea KIPLANGAT	UGA	1 Mar 00	3:46.66 (.657)	
12	6	2	486	Anass ESSAYI	MAR	18 May 01	3:46.68	
13	7	2	509	Samuel TANNER	NZL	24 Aug 00	3:47.10	
14	8	2	127	Jaryd CLIFFORD	AUS	5 Jul 99	3:47.77	
15	7	3	495	Bram ANDERIESSSEN	NED	1 Aug 99	3:47.96	
16	8	3	653	Yared NUGUSE	USA	1 Jun 99	3:49.68	
17	1	1	503	Jakob INGEBRIGTSEN	NOR	19 Sep 00	3:51.34	Q
18	2	1	458	George Meitamei MANANGOI	KEN	29 Nov 00	3:51.40	Q
19	9	3	332	Maximilian SLUKA	GER	6 Jan 00	3:51.92	
20	3	1	102	Oussama CHERRAD	ALG	6 Mar 00	3:52.33	Q
21	10	3	508	Isaiah PRIDDEY	NZL	9 Mar 00	3:52.42	
22	4	1	230	Mario GARCÍA	ESP	29 Jun 99	3:52.70	
23	5	1	227	Daniel WELDETNSAE	ERI	12 Sep 99	3:53.06	
24	6	1	530	Szymon ZYWKO	POL	12 Apr 99	3:54.02	
25	9	2	388	Hussein Haitham LAFTA	IRQ	18 May 99	3:54.09	
26	7	1	287	Quentin MALRIQ	FRA	25 Nov 99	3:54.46	
27	11	3	342	Georgios Panagiotis MILIARAS	GRE	14 Jan 00	3:54.62	
28	8	1	487	Soufiane HAMDAOUI	MAR	99	3:54.90	
29	9	1	217	William DEVANTIER	DEN	16 Apr 00	3:55.33	
30	10	2	627	Daniel KIPROP	UGA	3 Dec 00	3:55.47	
31	10	1	329	Jonathan SCHMIDT	GER	19 Nov 99	3:55.56	
32	11	1	392	Pietro ARESE	ITA	8 Oct 99	3:55.92	
33	12	1	184	Charlie DANNATT	CAN	7 Sep 99	3:56.55	
34	11	2	104	Rabie DELIBA	ALG	18 Feb 00	3:58.32	
35	13	1	113	Dominic LOKOLONG ATIOL	ART	99	3:59.63	PB
36	12	3	364	. ANKIT	IND	1 Dec 99	4:05.15	
37	13	3	391	Evan JONES	ISV	17 Mar 99	4:07.91	
38	12	2	588	Simanga MASEKO	SWZ	6 May 00	4:09.15	PB
		2	545	Adrian GARCEA	ROU	1 Jun 99	DQ	163.3(b)



SUMMARY
1500 Metres Men - Round 1

10 July 2018

RANK	PLACE	HEAT	BIB	NAME	COUNTRY	DATE of BIRTH	RESULT
------	-------	------	-----	------	---------	---------------	--------

NOTE IAAF Rule 163.3(b) - Infringement of the inside border

ALL-TIME TOP LIST				SEASON TOP LIST			
RESULT	NAME	VENUE	DATE	RESULT	NAME	VENUE	2018
3:28.81	Ronald KWEMOI (KEN)	Monaco (Stade Louis II)	18 Jul 14	3:31.63	Samuel TEFERA (ETH)	Shanghai (CHN)	12 May
3:30.10	Robert BIWOTT (KEN)	Monaco (Stade Louis II)	17 Jul 15	3:34.33	Justus SOGET (KEN)	Shanghai (CHN)	12 May
3:30.24	Cornelius CHIRCHIR (KEN)	Monaco (Stade Louis II)	19 Jul 02	3:35.53	George Meitamei MANANGOI (KEN)	Doha (QAT)	4 May
3:31.13	Muluqeta WENDIMU (ETH)	Heusden-Zolder	31 Jul 04	3:35.81	Brimin Kiprotich KIPRONO (KEN)	Nancy (FRA)	27 Jun
3:31.42	Alex Kipchirchir RONO (KEN)	Bruxelles (Boudewijnstadion)	5 Sep 03	3:35.83	Kumari TAKI (KEN)	Nairobi (KEN)	17 Feb
3:31.49	Belal Ali MANSOOR (BRN)	Athína (Olympic Stadium)	2 Jul 07	3:36.06	Jakob INGEBRIGTSEN (NOR)	Oslo (NOR)	7 Jun
3:31.54	Isaac Kiprono SONGOK (KEN)	Heusden-Zolder	2 Aug 03	3:36.33	Michael KIBET (KEN)	Nancy (FRA)	27 Jun
3:31.63	Samuel TEFERA (ETH)	Shanghai (CHN)	12 May 18	3:36.49	Melese NBERET (ETH)	Montreuil (FRA)	19 Jun
3:31.64	Asbel KIPROP (KEN)	Roma (Stadio Olimpico)	11 Jul 08	3:37.98	Ngconde MATWEBU (RSA)	Bloemfontein (RSA)	9 Feb
3:31.70	Ilham Tanui ÖZBILEN (KEN)	Roma (Stadio Olimpico)	10 Jul 09	3:38.28	Lawi KOSGEI (KEN)	Nairobi (KEN)	23 Jun



RACE ANALYSIS



1500 Metres Men - Round 1

First 3 in each heat (Q) and the next 3 fastest (q) advance to the Final

Heat 3

3

10 July 2018 10:45 START TIME

20° C TEMPERATURE 60 % HUMIDITY

PLACE	BIB	NAME	COUNTRY	DATE of BIRTH	RESULT
	300m	700m	1100m		
1	265	Samuel TEFERA	ETH	23 Oct 99	3:44.48
	46.93 (10)	1:51.07 (2) 1:04.14 (2)			2:49.84 (1) 58.77 (2) 54.64 (1)
2	563	Elzan BIBIC	SRB	8 Jan 99	3:44.68 PB
	46.60 (5)	1:51.09 (3) 1:04.49 (4)			2:50.01 (3) 58.92 (4) 54.67 (2)
3	305	Jake HEYWARD	GBR	26 Apr 99	3:45.45
	46.69 (6)	1:51.28 (7) 1:04.59 (6)			2:49.96 (2) 58.68 (1) 55.49 (3)
4	128	Callum DAVIES	AUS	18 Jul 99	3:46.32 PB
	46.36 (2)	1:51.12 (4) 1:04.76 (10)			2:50.41 (6) 59.29 (8) 55.91 (4)
5	232	Enrique HERREROS	ESP	15 Sep 99	3:46.66
	46.84 (8)	1:51.53 (11) 1:04.69 (7)			2:50.65 (8) 59.12 (6) 56.01 (5)
6	624	Hosea KIPLANGAT	UGA	1 Mar 00	3:46.66
	47.08 (11)	1:51.45 (9) 1:04.37 (3)			2:50.40 (5) 58.95 (5) 56.26 (6)
7	495	Bram ANDERIESEN	NED	1 Aug 99	3:47.96
	46.41 (3)	1:50.97 (1) 1:04.56 (5)			2:50.12 (4) 59.15 (7) 57.84 (7)
8	653	Yared NUGUSE	USA	1 Jun 99	3:49.68
	46.73 (7)	1:51.53 (10) 1:04.80 (12)			2:50.85 (9) 59.32 (9) 58.83 (8)
9	332	Maximilian SLUKA	GER	6 Jan 00	3:51.92
	46.87 (9)	1:51.66 (12) 1:04.79 (11)			2:50.57 (7) 58.91 (3) 1:01.35 (10)
10	508	Isaiah PRIDDEY	NZL	9 Mar 00	3:52.42
	46.50 (4)	1:51.25 (6) 1:04.75 (9)			2:51.57 (11) 1:00.32 (11) 1:00.85 (9)
11	342	Georgios Panagiotis MILIARAS	GRE	14 Jan 00	3:54.62
	47.11 (12)	1:51.24 (5) 1:04.13 (1)			2:51.32 (10) 1:00.08 (10) 1:03.30 (11)
12	364	. ANKIT	IND	1 Dec 99	4:05.15
	46.18 (1)	1:51.39 (8) 1:05.21 (13)			2:54.10 (12) 1:02.71 (12) 1:11.05 (13)
13	391	Evan JONES	ISV	17 Mar 99	4:07.91
	47.33 (13)	1:52.05 (13) 1:04.72 (8)			2:59.44 (13) 1:07.39 (13) 1:08.47 (12)



RESULTS



1500 Metres Men - Round 1

First 3 in each heat (Q) and the next 3 fastest (q) advance to the Final

RECORDS	RESULT	NAME	COUNTRY	AGE	VENUE	DATE	
World U20 Record	WU20R	3:28.81	Ronald KWEMOI	KEN	19	Monaco (Stade Louis II)	18 Jul 2014
Championships Record	CR	3:35.53	Abdelaati IGUIDER	MAR	17	Grosseto (Stadio Zecchini)	15 Jul 2004
World U20 Leading	WU20L	3:31.63	Samuel TEFERA	ETH	19	Shanghai (CHN)	12 May 2018
Area U20 Record	AU20R	National U20 Record	NU20R	Personal Best	PB	Season Best	SB

Heat 1

3

10 July 2018 10:25 START TIME 20° C TEMPERATURE 56 % HUMIDITY

PLACE	BIB	NAME	COUNTRY	DATE OF BIRTH	ORDER	RESULT	
1	503	Jakob INGEBRIGTSEN	NOR	19 Sep 00	11	3:51.34	Q
2	458	George Meitamei MANANGOI	KEN	29 Nov 00	1	3:51.40	Q
3	102	Oussama CHERRAD	ALG	6 Mar 00	6	3:52.33	Q
4	230	Mario GARCÍA	ESP	29 Jun 99	3	3:52.70	
5	227	Daniel WELDETNSAE	ERI	12 Sep 99	10	3:53.06	
6	530	Szymon ZYWKO	POL	12 Apr 99	2	3:54.02	
7	287	Quentin MALRIQ	FRA	25 Nov 99	5	3:54.46	
8	487	Soufiane HAMDAOUI	MAR	99	12	3:54.90	
9	217	William DEVANTIER	DEN	16 Apr 00	4	3:55.33	
10	329	Jonathan SCHMIDT	GER	19 Nov 99	13	3:55.56	
11	392	Pietro ARESE	ITA	8 Oct 99	9	3:55.92	
12	184	Charlie DANNATT	CAN	7 Sep 99	7	3:56.55	
13	113	Dominic LOKOLONG ATIOL	ART	99	8	3:59.63	PB

INTERMEDIATE TIMES	300m	700m	1100m
	Quentin MALRIQ	47.89	
	Mario GARCÍA	1:57.14	
	Jakob INGEBRIGTSEN	2:57.12	

Heat 2

3

10 July 2018 10:35 START TIME 20° C TEMPERATURE 60 % HUMIDITY

PLACE	BIB	NAME	COUNTRY	DATE OF BIRTH	ORDER	RESULT	
1	462	Justus SOGET	KEN	22 Oct 99	8	3:44.70	Q
2	264	Birhanu SORSA	ETH	11 Apr 00	10	3:44.92	Q
3	658	Cooper TEARE	USA	18 Aug 99	13	3:45.06	Q
4	498	Robin VAN RIEL	NED	30 Apr 00	6	3:45.52	q
5	504	Sondre JUVEN	NOR	17 Apr 99	3	3:45.64	q
6	486	Anass ESSAYI	MAR	18 May 01	5	3:46.68	
7	509	Samuel TANNER	NZL	24 Aug 00	2	3:47.10	
8	127	Jaryd CLIFFORD	AUS	5 Jul 99	9	3:47.77	
9	388	Hussein Haitham LAFTA	IRQ	18 May 99	7	3:54.09	
10	627	Daniel KIPROP	UGA	3 Dec 00	4	3:55.47	
11	104	Rabie DELIBA	ALG	18 Feb 00	11	3:58.32	
12	588	Simanga MASEKO	SWZ	6 May 00	12	4:09.15	PB
	545	Adrian GARCEA	ROU	1 Jun 99	1	DQ	163.3[b]

NOTE IAAF Rule 163.3(b) - Infringement of the inside border

INTERMEDIATE TIMES	300m	700m	1100m
	Justus SOGET	43.59	
	Justus SOGET	1:48.39	
	Birhanu SORSA	2:49.40	



RESULTS
1500 Metres Men - Round 1

Heat 3

3

10 July 2018 10:45 START TIME

20° C TEMPERATURE 60 % HUMIDITY

PLACE	BIB	NAME	COUNTRY	DATE of BIRTH	ORDER	RESULT	
1	265	Samuel TEFERA	ETH	23 Oct 99	10	3:44.48	Q
2	563	Elzan BIBIC	SRB	8 Jan 99	2	3:44.68	Q PB
3	305	Jake HEYWARD	GBR	26 Apr 99	6	3:45.45	Q
4	128	Callum DAVIES	AUS	18 Jul 99	9	3:46.32	q PB
5	232	Enrique HERREROS	ESP	15 Sep 99	3	3:46.66 (.654)	
6	624	Hosea KIPLANGAT	UGA	1 Mar 00	12	3:46.66 (.657)	
7	495	Bram ANDERIESEN	NED	1 Aug 99	4	3:47.96	
8	653	Yared NUGUSE	USA	1 Jun 99	13	3:49.68	
9	332	Maximilian SLUKA	GER	6 Jan 00	7	3:51.92	
10	508	Isaiah PRIDDEY	NZL	9 Mar 00	11	3:52.42	
11	342	Georgios Panagiotis MILIARAS	GRE	14 Jan 00	5	3:54.62	
12	364	. ANKIT	IND	1 Dec 99	1	4:05.15	
13	391	Evan JONES	ISV	17 Mar 99	8	4:07.91	

INTERMEDIATE TIMES	300m	. ANKIT	46.18
	700m	Bram ANDERIESEN	1:50.97
	1100m	Samuel TEFERA	2:49.84

ALL-TIME TOP LIST				SEASON TOP LIST			
RESULT	NAME	VENUE	DATE	RESULT	NAME	VENUE	2018
3:28.81	Ronald KWEMOI (KEN)	Monaco (Stade Louis II)	18 Jul 14	3:31.63	Samuel TEFERA (ETH)	Shanghai (CHN)	12 May
3:30.10	Robert BIWOTT (KEN)	Monaco (Stade Louis II)	17 Jul 15	3:34.33	Justus SOGET (KEN)	Shanghai (CHN)	12 May
3:30.24	Cornelius CHIRCHIR (KEN)	Monaco (Stade Louis II)	19 Jul 02	3:35.53	George Meitamei MANANGOI (KEN)	Doha (QAT)	4 May
3:31.13	Muluqeta WENDIMU (ETH)	Heusden-Zolder	31 Jul 04	3:35.81	Brimin Kiprotich KIPRONO (KEN)	Nancy (FRA)	27 Jun
3:31.42	Alex Kipchirchir RONO (KEN)	Jxelles (Boudewijnstadion)	5 Sep 03	3:35.83	Kumari TAKI (KEN)	Nairobi (KEN)	17 Feb
3:31.49	Belal Ali MANSOOR (BRN)	Athína (Olympic Stadium)	2 Jul 07	3:36.06	Jakob INGEBRIGTSEN (NOR)	Oslo (NOR)	7 Jun
3:31.54	Isaac Kiprono SONGOK (KEN)	Heusden-Zolder	2 Aug 03	3:36.33	Michael KIBET (KEN)	Nancy (FRA)	27 Jun
3:31.63	Samuel TEFERA (ETH)	Shanghai (CHN)	12 May 18	3:36.49	Melese NBERET (ETH)	Montreuil (FRA)	19 Jun
3:31.64	Asbel KIPROP (KEN)	Roma (Stadio Olimpico)	11 Jul 08	3:37.98	Nqonde MATWEBU (RSA)	Bloemfontein (RSA)	9 Feb
3:31.70	Ilham Tanui ÖZBILEN (KEN)	Roma (Stadio Olimpico)	10 Jul 09	3:38.28	Lawi KOSGEI (KEN)	Nairobi (KEN)	23 Jun



RESULTS



5000 Metres Men - Final

RECORDS	RESULT	NAME	COUNTRY	AGE	VENUE	DATE	
World U20 Record	WU20R 12:47.53	Hagos GEBRHIWET	ETH	18	Paris Saint-Denis (Stade de France)	6 Jul 2012	
Championships Record	CR 13:08.57	Abreham CHERKOS	ETH	19	Bydgoszcz (Zdzislaw Krzyszkowiak)	13 Jul 2008	
World U20 Leading	WU20L 13:04.05	Selemon BAREGA	ETH	18	Stockholm (SWE)	10 Jun 2018	
Area U20 Record	AU20R	National U20 Record	NU20R	Personal Best	PB	Season Best	SB

14 July 2018 15:17 START TIME 25° C TEMPERATURE 47 % HUMIDITY

PLACE	BIB	NAME	COUNTRY	DATE OF BIRTH	ORDER	RESULT
1	464	Edward Pingua ZAKAYO	KEN	25 Nov 01	12	13:20.16
2	463	Stanley Mburu WAITHAKA	KEN	9 Apr 00	10	13:20.57
3	503	Jakob INGEBRIGTSEN	NOR	19 Sep 00	18	13:20.78 AU20R
4	257	Selemon BAREGA	ETH	20 Jan 00	2	13:21.16
5	259	Telahun Haile BEKELE	ETH	13 May 99	6	13:23.24
6	626	Jacob KIPLIMO	UGA	14 Nov 00	3	13:23.35
7	621	Oscar CHELIMO	UGA	12 Dec 01	16	14:00.68
8	563	Elzan BIBIC	SRB	8 Jan 99	5	14:15.37
9	225	Kokob GHEBRU	ERI	13 Mar 99	21	14:23.49
10	658	Cooper TEARE	USA	18 Aug 99	17	14:24.30
11	502	Simen HALLE HAUGEN	NOR	9 Jan 99	20	14:25.37
12	234	Aarón LAS HERAS	ESP	22 Jun 00	9	14:30.09
13	327	Mohamed MOHUMED	GER	24 Mar 99	11	14:30.81
14	545	Adrian GARCEA	ROU	1 Jun 99	7	14:33.21 PB
15	218	Idleh ADEN	DJI	1 Jan 99	1	14:33.35 PB
16	308	Thomas MORTIMER	GBR	7 Jan 99	19	14:37.14
17	447	Yuhi NAKAYA	JPN	11 Jun 99	15	14:39.78
18	386	Darragh MCELHINNEY	IRL	9 Nov 00	14	14:53.63
19	187	Tyler DOZZI	CAN	21 Jan 99	4	15:31.39
20	648	Soren KNUDSEN	USA	20 May 99	8	16:18.33
465		Nursultan KENESHBEKOV	KGZ	25 Mar 00	22	DNF
573		Yousif RAMADAN	SUD	28 Nov 99	13	DQ 163.3(b)

NOTE IAAF Rule 163.3(b) - Infringement of the inside border

INTERMEDIATE TIMES	1000m	2000m	3000m	4000m
	Selemon BAREGA	Telahun Haile BEKELE	Selemon BAREGA	Selemon BAREGA
	2:38.04	5:21.88	8:06.70	10:55.84

ALL-TIME TOP LIST				SEASON TOP LIST			
RESULT	NAME	VENUE	DATE	RESULT	NAME	VENUE	2018
12:47.53	Hagos GEBRHIWET (ETH)	Saint-Denis (Stade de France)	6 Jul 12	13:04.05	Selemon BAREGA (ETH)	Stockholm (SWE)	10 Jun
12:48.64	Isiah Kiplangat KOECH (KEN)	t-Denis (Stade de France)	6 Jul 12	13:04.63	Telahun Haile BEKELE (ETH)	Huelva (ESP)	8 Jun
12:52.61	Eliud KIPCHOGE (KEN)	Oslo	27 Jun 03	13:10.14	Stanley Mburu WAITHAKA (KEN)	Shanghai (CHN)	12 May
12:53.66	Augustine Kiprono CHOGE (KEN)	oma (Stadio Olimpico)	8 Jul 05	13:10.99	Nibret MELAK (ETH)	Shanghai (CHN)	12 May
12:53.72	Philip MOSIMA (KEN)	Roma (Stadio Olimpico)	5 Jun 96	13:13.36	Yeneblo BIYAZEN (ETH)	Carquefou (FRA)	16 Jun
12:53.81	Tariku BEKELE (ETH)	Roma (Stadio Olimpico)	14 Jul 06	13:13.87	Getnet WALE (ETH)	Carquefou (FRA)	16 Jun
12:53.98	Yomif KEJELCHA (ETH)	Bruxelles (Boudewijnstadion)	11 Sep 15	13:18.34	Evans KEITANY (KEN)	Nobeoka (JPN)	5 May
12:54.07	Sammy Kipketer CHERUIYOT (KEN)	a (Stadio Olimpico)	30 Jun 00	13:19.66	Jacob KIPLIMO (UGA)	Stockholm (SWE)	10 Jun
12:54.19	Abreham CHERKOS (ETH)	Roma (Stadio Olimpico)	14 Jul 06	13:19.74	Edward Pinqua ZAKAYO (KEN)	Nairobi (KEN)	11 Jun
12:54.58	James Kwalia C'KURUI (KEN)	Oslo	27 Jun 03	13:20.78	Jakob INGEBRIGTSEN (NOR)	Tampere	14 Jul



RACE ANALYSIS



5000 Metres Men - Final

14 July 2018 15:17 START TIME

25° C TEMPERATURE 47 % HUMIDITY

PLACE	BIB	NAME	COUNTRY	DATE of BIRTH	RESULT
		1000m			
		2000m			
		3000m			
		4000m			
1	464	Edward Pingua ZAKAYO	KEN	25 Nov 01	13:20.16
		2:38.75 (4)			
		5:22.72 (2)			
		8:06.86 (2)			
		10:55.93 (2)			
		2:43.97 (2)			2:24.23 (1)
2	463	Stanley Mburu WAITHAKA	KEN	9 Apr 00	13:20.57
		2:38.28 (2)			
		5:22.92 (3)			
		8:07.12 (4)			
		10:56.17 (4)			
		2:44.64 (4)			2:24.40 (3)
3	503	Jakob INGEBRIGTSEN	NOR	19 Sep 00	13:20.78 AU20R
		2:41.70 (10)			
		5:26.22 (6)			
		8:10.05 (6)			
		10:56.42 (6)			
		2:44.52 (3)			2:24.36 (2)
4	257	Selemon BAREGA	ETH	20 Jan 00	13:21.16
		2:38.04 (1)			
		5:23.19 (4)			
		8:06.70 (1)			
		10:55.84 (1)			
		2:45.15 (7)			2:25.32 (4)
5	259	Telahun Haile BEKELE	ETH	13 May 99	13:23.24
		2:38.50 (3)			
		5:21.88 (1)			
		8:06.88 (3)			
		10:56.04 (3)			
		2:43.38 (1)			2:27.20 (6)
6	626	Jacob KIPLIMO	UGA	14 Nov 00	13:23.35
		2:38.85 (5)			
		5:23.53 (5)			
		8:07.32 (5)			
		10:56.30 (5)			
		2:44.68 (5)			2:27.05 (5)
7	621	Oscar CHELIMO	UGA	12 Dec 01	14:00.68
		2:40.55 (7)			
		5:27.31 (8)			
		8:21.71 (8)			
		11:16.89 (7)			
		2:46.76 (8)			2:43.79 (7)
8	563	Elzan BIBIC	SRB	8 Jan 99	14:15.37
		2:41.34 (9)			
		5:26.44 (7)			
		8:14.43 (7)			
		11:19.98 (8)			
		2:45.10 (6)			3:05.55 (19)
					2:55.39 (13)
9	225	Kokob GHEBRU	ERI	13 Mar 99	14:23.49
		2:40.37 (6)			
		5:27.75 (9)			
		8:23.66 (9)			
		11:27.08 (9)			
		2:47.38 (10)			3:03.42 (11)
					2:56.41 (15)
10	658	Cooper TEARE	USA	18 Aug 99	14:24.30
		2:43.45 (14)			
		5:34.86 (12)			
		8:32.70 (13)			
		11:36.46 (11)			
		2:51.41 (13)			3:03.76 (12)
					2:47.84 (10)
11	502	Simen HALLE HAUGEN	NOR	9 Jan 99	14:25.37
		2:43.67 (15)			
		5:35.06 (13)			
		8:32.19 (12)			
		11:36.74 (13)			
		2:51.39 (12)			3:04.55 (16)
					2:48.63 (11)
12	234	Aarón LAS HERAS	ESP	22 Jun 00	14:30.09
		2:49.86 (19)			
		5:44.93 (20)			
		8:43.17 (18)			
		11:44.44 (16)			
		2:55.07 (19)			3:01.27 (9)
					2:45.65 (8)
13	327	Mohamed MOHUMED	GER	24 Mar 99	14:30.81
		2:49.59 (18)			
		5:44.33 (18)			
		8:42.85 (16)			
		11:43.36 (15)			
		2:54.74 (18)			3:00.51 (8)
					2:47.45 (9)
14	545	Adrian GARCEA	ROU	1 Jun 99	14:33.21 PB
		2:43.18 (13)			
		5:35.18 (14)			
		8:33.21 (14)			
		11:37.09 (14)			
		2:52.00 (14)			3:03.88 (13)
					2:56.12 (14)
15	218	Idleh ADEN	DJI	1 Jan 99	14:33.35 PB
		2:41.14 (8)			
		5:28.24 (10)			
		8:26.45 (10)			
		11:32.82 (10)			
		2:47.10 (9)			3:06.37 (20)
					3:00.53 (17)
16	308	Thomas MORTIMER	GBR	7 Jan 99	14:37.14
		2:42.53 (12)			
		5:32.06 (11)			
		8:31.94 (11)			
		11:36.71 (12)			
		2:49.53 (11)			3:04.77 (17)
					3:00.43 (16)
17	447	Yuhi NAKAYA	JPN	11 Jun 99	14:39.78
		2:42.26 (11)			
		5:37.95 (15)			
		8:43.46 (20)			
		11:47.86 (19)			
		2:55.69 (20)			3:05.51 (21)
					3:04.40 (15)
					2:51.92 (12)

RACE ANALYSIS
5000 Metres Men - Final

PLACE	BIB	NAME	COUNTRY	DATE of BIRTH	RESULT
		1000m			
		2000m			
		3000m			
		4000m			
18	386	Darragh MCELHINNEY	IRL	9 Nov 00	14:53.63
		2:50.13 (20)			
		5:44.71 (19)			
		8:43.02 (17)			
		11:48.06 (20)			
		2:54.58 (17)			
		2:58.31 (16)			
		3:05.04 (18)			
		3:05.57 (18)			
19	187	Tyler DOZZI	CAN	21 Jan 99	15:31.39
		2:50.25 (21)			
		5:43.87 (16)			
		8:46.87 (21)			
		12:13.91 (21)			
		2:53.62 (15)			
		3:03.00 (20)			
		3:27.04 (21)			
		3:17.48 (19)			
20	648	Soren KNUDSEN	USA	20 May 99	16:18.33
		2:50.55 (22)			
		5:51.39 (22)			
		9:14.14 (22)			
		12:49.83 (22)			
		3:00.84 (22)			
		3:22.75 (22)			
		3:35.69 (22)			
		3:28.50 (20)			
	465	Nursultan KENESHBEKOV	KGZ	25 Mar 00	DNF
		2:49.32 (16)			
		5:45.07 (21)			
		8:43.32 (19)			
		11:46.10 (17)			
		2:55.75 (21)			
		2:58.25 (15)			
		3:02.78 (10)			
	573	Yousif RAMADAN	SUD	28 Nov 99	DQ 163.3(b)
		2:49.58 (17)			
		5:44.14 (17)			
		8:42.71 (15)			
		11:46.59 (18)			
		2:54.56 (16)			
		2:58.57 (18)			
		3:03.88 (13)			
NOTE	IAAF Rule 163.3(b) - Infringement of the inside border				



RESULTS



10,000 Metres Men - Final

RECORDS	RESULT	NAME	COUNTRY	AGE	VENUE	DATE
World U20 Record	WU20R	26:41.75	Samuel Kamau WANJIRU	KEN	19	Bruxelles (Boudewijnstadion) 26 Aug 2005
Championships Record	CR	27:21.08	Rhonex KIPRUTO	KEN	19	Tampere 10 Jul 2018
World U20 Leading	WU20L	27:21.08	Rhonex KIPRUTO	KEN	19	Tampere 10 Jul 2018
Area U20 Record	AU20R		National U20 Record	NU20R	Personal Best	PB
					Season Best	SB

10 July 2018 18:48 START TIME 22° C TEMPERATURE 46 % HUMIDITY

PLACE	BIB	NAME	COUNTRY	DATE OF BIRTH	ORDER	RESULT	
1	455	Rhonex KIPRUTO	KEN	12 Oct 99	1	27:21.08	CR
2	626	Jacob KIPLIMO	UGA	14 Nov 00	2	27:40.36	
3	255	Berihu AREGAWI	ETH	28 Feb 01	12	27:48.41	PB
4	452	Solomon Kiplimo BOIT	KEN	1 Oct 99	4	27:57.44	PB
5	253	Olika ADUGNA	ETH	12 Sep 99	20	28:39.67	PB
6	625	Victor KIPLANGAT	UGA	10 Nov 99	10	28:42.77	PB
7	225	Kokob GHEBRU	ERI	13 Mar 99	5	28:59.31	
8	226	Robel SIBHATU	ERI	21 Oct 99	21	29:44.59	
9	445	Takuro MIURA	JPN	4 Dec 99	25	30:12.25	
10	100	Saber ABED	ALG	22 Feb 00	24	30:14.82	PB
11	390	Eshetu WORKU	ISR	21 Oct 99	7	30:28.25	PB
12	376	Kartik KUMAR	IND	12 May 99	8	30:30.28	
13	358	István PALKOVITS	HUN	27 Dec 00	27	30:35.87	PB
14	202	Walter Alfonso MARTÍN LÓPEZ	COL	30 Sep 00	14	30:46.37	
15	239	Eduardo MENACHO	ESP	25 Nov 99	16	30:52.26	
16	193	Ali Hissein MAHAMAT	CHA	5 Jan 00	22	30:55.29	
17	106	Mohamed KADI BOUCHAKOUR	ALG	3 Apr 99	11	30:59.67	
18	131	Joshua TORLEY	AUS	30 Apr 99	6	31:09.94	SB
19	335	Marios ANAGNOSTOU	GRE	8 Oct 99	28	31:15.43	
20	470	Minho PARK	KOR	23 Jan 99	13	31:17.80	
21	514	Miguel SORIA	PER	9 Jan 99	19	31:20.34	
22	191	Max TUREK	CAN	5 Oct 99	23	31:30.07	
23	637	Bruno RODRIGUEZ	URU	20 Oct 99	17	31:31.01	
24	506	Christopher DRYDEN	NZL	17 May 99	18	31:36.03	
25	650	Will MERRITT	USA	13 Apr 99	3	31:58.71	
26	469	Jungwoo PARK	KOR	27 Mar 99	9	32:02.26	
27	533	Alexandre FIGUEIREDO	POR	4 Oct 99	15	32:38.02	
28	638	Matías RODRIGUEZ	URU	20 Oct 99	26	33:06.36	

INTERMEDIATE TIMES	Distance	Runner	Time
	1000m	Jacob KIPLIMO	2:50.46
	2000m	Jacob KIPLIMO	5:40.67
	3000m	Jacob KIPLIMO	8:25.42
	4000m	Rhonex KIPRUTO	11:13.53
	5000m	Rhonex KIPRUTO	13:57.22
	6000m	Solomon Kiplimo BOIT	16:39.67
	7000m	Rhonex KIPRUTO	19:18.71
	8000m	Rhonex KIPRUTO	22:01.22
	9000m	Rhonex KIPRUTO	24:43.40



RESULTS
10,000 Metres Men - Final

ALL-TIME TOP LIST				SEASON TOP LIST			
RESULT	NAME	VENUE	DATE	RESULT	NAME	VENUE	2018
26:41.75	Samuel Kamau WANJIRU (KEN)	les (Boudewijnstadion)	26 Aug 05	27:21.08	Rhonex KIPRUTO (KEN)	Tampere	10 Jul
26:55.73	Geoffrey Kipkorir KIRUI (KEN)	elles (Boudewijnstadion)	16 Sep 11	27:30.25	Jacob KIPLIMO (UGA)	Gold Coast (Carrara Stadium)	13 Apr
26:57.56	Yiqrem DEMELASH (ETH)	Bruxelles (Boudewijnstadion)	7 Sep 12	27:43.65	Yeneblo BIYAZEN (ETH)	Maia (POR)	2 Jun
26:57.88	Abadi HADIS (ETH)	Hengelo (Blankers-Koen Stadion)	29 Jun 16	27:48.41	Berihu AREGAWI (ETH)	Tampere	10 Jul
27:02.81	Ibrahim JEILAN (ETH)	Bruxelles (Boudewijnstadion)	25 Aug 06	27:57.44	Solomon Kiplimo BOIT (KEN)	Tampere	10 Jul
27:04.00	Boniface Toroitich KIPROP (UGA)	elles (Boudewijnstadion)	3 Sep 04	28:23.11	Kokob GHEBRU (ERI)	Ferrara (ITA)	12 May
27:04.45	Bernard Kiprop KIPYEGO (KEN)	Hengelo	29 May 05	28:30.3	Victor Kipkirui KORIR (KEN)	Nairobi (KEN)	11 Jun
27:06.35	Geoffrey Kipsana KAMWOROR (KEN)	ayward Field, OR	3 Jun 11	28:33.26	Peter MWANGI (KEN)	Yokohama (JPN)	21 Apr
27:06.47	Habtamu FIKADU (ETH)	engelo (Blankers-Koen Stadion)	26 May 07	28:37.2	Kelvin KIBIWOTT (KEN)	Nairobi (KEN)	11 Jun
27:07.29	Moses Ndiema MASAI (KEN)	uxelles (Boudewijnstadion)	3 Sep 04	28:39.67	Olika ADUGNA (ETH)	Tampere	10 Jul



RACE ANALYSIS

10,000 Metres Men - Final



10 July 2018 18:48 START TIME 22° C TEMPERATURE 46 % HUMIDITY

PLACE	BIB	NAME	COUNTRY	DATE of BIRTH	RESULT						
		1000m	2000m	3000m	4000m	5000m	6000m	7000m	8000m	9000m	
1	455	Rhonex KIPRUTO	KEN	12 Oct 99	27:21.08 CR						
		2:50.69 (2)	5:40.91 (2)	8:25.64 (2)	11:13.53 (1)	13:57.22 (1)	16:39.95 (2)	19:18.71 (1)	22:01.22 (1)	24:43.40 (1)	2:37.68 (1)
			2:50.22 (4)	2:44.73 (3)	2:47.89 (3)	2:43.69 (1)	2:42.73 (4)	2:38.76 (1)	2:42.51 (1)	2:42.18 (1)	
2	626	Jacob KIPLIMO	UGA	14 Nov 00	27:40.36						
		2:50.46 (1)	5:40.67 (1)	8:25.42 (1)	11:13.98 (3)	13:57.72 (3)	16:40.17 (3)	19:22.16 (2)	22:04.91 (2)	24:52.82 (2)	2:47.54 (3)
			2:50.21 (2)	2:44.75 (5)	2:48.56 (5)	2:43.74 (3)	2:42.45 (3)	2:41.99 (2)	2:42.75 (2)	2:47.91 (2)	
3	255	Berihu AREGAWI	ETH	28 Feb 01	27:48.41 PB						
		2:51.96 (12)	5:43.02 (9)	8:26.88 (7)	11:14.49 (4)	13:58.20 (4)	16:40.41 (4)	19:24.51 (4)	22:13.16 (4)	25:03.53 (3)	2:44.88 (2)
			2:51.06 (8)	2:43.86 (1)	2:47.61 (1)	2:43.71 (2)	2:42.21 (2)	2:44.10 (4)	2:48.65 (3)	2:50.37 (3)	
4	452	Solomon Kiplimo BOIT	KEN	1 Oct 99	27:57.44 PB						
		2:50.74 (3)	5:41.13 (3)	8:25.87 (3)	11:13.73 (2)	13:57.50 (2)	16:39.67 (1)	19:23.60 (3)	22:12.82 (3)	25:05.23 (4)	2:52.21 (6)
			2:50.39 (6)	2:44.74 (4)	2:47.86 (2)	2:43.77 (4)	2:42.17 (1)	2:43.93 (3)	2:49.22 (4)	2:52.41 (4)	
5	253	Olika ADUGNA	ETH	12 Sep 99	28:39.67 PB						
		2:51.54 (9)	5:42.12 (7)	8:26.51 (5)	11:14.79 (5)	13:58.71 (5)	16:52.57 (5)	19:51.41 (5)	22:51.29 (5)	25:48.34 (5)	2:51.33 (4)
			2:50.58 (7)	2:44.39 (2)	2:48.28 (4)	2:43.92 (5)	2:53.86 (5)	2:58.84 (7)	2:59.88 (6)	2:57.05 (6)	
6	625	Victor KIPLANGAT	UGA	10 Nov 99	28:42.77 PB						
		2:51.73 (11)	5:41.88 (6)	8:26.77 (6)	11:15.93 (7)	14:08.69 (6)	17:03.63 (6)	19:58.57 (6)	22:55.41 (6)	25:51.10 (6)	2:51.67 (5)
			2:50.15 (1)	2:44.89 (7)	2:49.16 (6)	2:52.76 (6)	2:54.94 (6)	2:54.94 (5)	2:56.84 (5)	2:55.69 (5)	
7	225	Kokob GHEBRU	ERI	13 Mar 99	28:59.31						
		2:51.09 (5)	5:41.34 (4)	8:26.21 (4)	11:15.69 (6)	14:08.88 (7)	17:03.84 (7)	20:00.77 (7)	23:02.49 (7)	26:06.48 (7)	2:52.83 (7)
			2:50.25 (5)	2:44.87 (6)	2:49.48 (7)	2:53.19 (7)	2:54.96 (7)	2:56.93 (6)	3:01.72 (7)	3:03.99 (8)	
8	226	Robel SIBHATU	ERI	21 Oct 99	29:44.59						
		2:51.43 (8)	5:41.64 (5)	8:27.16 (8)	11:19.81 (8)	14:20.67 (8)	17:27.29 (8)	20:35.89 (8)	23:41.39 (8)	26:44.31 (8)	3:00.28 (12)
			2:50.21 (2)	2:45.52 (8)	2:52.65 (8)	3:00.86 (8)	3:06.62 (13)	3:08.60 (14)	3:05.50 (9)	3:02.92 (7)	
9	445	Takuro MIURA	JPN	4 Dec 99	30:12.25						
		2:51.23 (6)	5:44.23 (10)	8:42.88 (9)	11:43.28 (9)	14:44.43 (9)	17:46.50 (9)	20:50.70 (9)	23:58.24 (9)	27:07.91 (9)	3:04.34 (16)
			2:53.00 (10)	2:58.65 (12)	3:00.40 (10)	3:01.15 (9)	3:02.07 (8)	3:04.20 (8)	3:07.54 (12)	3:09.67 (11)	
10	100	Saber ABED	ALG	22 Feb 00	30:14.82 PB						
		2:52.25 (14)	5:46.69 (12)	8:44.67 (11)	11:44.14 (10)	14:45.63 (10)	17:49.80 (10)	20:56.71 (10)	24:06.79 (10)	27:16.69 (10)	2:58.13 (10)
			2:54.44 (12)	2:57.98 (10)	2:59.47 (9)	3:01.49 (10)	3:04.17 (10)	3:06.91 (13)	3:10.08 (14)	3:09.90 (12)	
11	390	Eshetu WORKU	ISR	21 Oct 99	30:28.25 PB						
		2:56.39 (15)	5:55.18 (16)	8:55.34 (16)	11:59.62 (16)	15:05.48 (15)	18:10.13 (12)	21:16.35 (11)	24:25.91 (14)	27:32.68 (11)	2:55.57 (8)
			2:58.79 (16)	3:00.16 (14)	3:04.28 (16)	3:05.86 (13)	3:04.65 (12)	3:06.22 (12)	3:09.56 (13)	3:06.77 (10)	
12	376	Kartik KUMAR	IND	12 May 99	30:30.28						
		2:50.92 (4)	5:42.35 (8)	8:43.18 (10)	11:47.49 (12)	15:01.69 (13)	18:11.38 (13)	21:16.42 (12)	24:22.93 (12)	27:33.16 (13)	2:57.12 (9)
			2:51.43 (9)	3:00.83 (15)	3:04.31 (17)	3:14.20 (26)	3:09.69 (15)	3:05.04 (10)	3:06.51 (10)	3:10.23 (13)	
13	358	István PALKOVITS	HUN	27 Dec 00	30:35.87 PB						
		3:01.24 (23)	6:01.16 (22)	9:04.06 (20)	12:06.25 (18)	15:09.00 (18)	18:13.12 (16)	21:17.50 (14)	24:22.66 (11)	27:32.91 (12)	3:02.96 (13)
			2:59.92 (21)	3:02.90 (18)	3:02.19 (14)	3:02.75 (11)	3:04.12 (9)	3:04.38 (9)	3:05.16 (8)	3:10.25 (14)	
14	202	Walter Alfonso MARTÍN LÓPEZ	COL	30 Sep 00	30:46.37						
		2:58.28 (16)	5:54.86 (15)	8:53.85 (15)	11:55.95 (14)	15:03.23 (14)	18:11.64 (14)	21:17.27 (13)	24:23.81 (13)	27:36.41 (14)	3:09.96 (22)
			2:56.58 (15)	2:58.99 (13)	3:02.10 (13)	3:07.28 (14)	3:08.41 (14)	3:05.63 (11)	3:06.54 (11)	3:12.60 (15)	
15	239	Eduardo MENACHO	ESP	25 Nov 99	30:52.26						
		3:00.83 (20)	6:00.34 (18)	9:03.88 (19)	12:04.99 (17)	15:08.26 (17)	18:12.82 (15)	21:21.88 (16)	24:34.48 (15)	27:47.95 (15)	3:04.31 (15)
			2:59.51 (18)	3:03.54 (21)	3:01.11 (11)	3:03.27 (12)	3:04.56 (11)	3:09.06 (15)	3:12.60 (16)	3:13.47 (16)	
16	193	Ali Hissein MAHAMAT	CHA	5 Jan 00	30:55.29						
		3:01.04 (21)	6:00.12 (17)	9:03.77 (18)	12:09.33 (19)	15:18.08 (19)	18:29.04 (19)	21:40.15 (19)	24:51.14 (18)	27:57.16 (17)	2:58.13 (10)
			2:59.08 (17)	3:03.65 (25)	3:05.56 (18)	3:08.75 (19)	3:10.96 (17)	3:11.11 (20)	3:10.99 (15)	3:06.02 (9)	
17	106	Mohamed KADI BOUCHAROUR	ALG	3 Apr 99	30:59.67						
		2:52.03 (13)	5:46.70 (13)	8:44.67 (12)	11:46.00 (11)	14:54.53 (11)	18:07.67 (11)	21:18.01 (15)	24:36.31 (16)	27:52.42 (16)	3:07.25 (19)
			2:54.67 (13)	2:57.97 (9)	3:01.33 (12)	3:08.53 (16)	3:13.14 (23)	3:10.34 (18)	3:18.30 (24)	3:16.11 (21)	



RACE ANALYSIS
10,000 Metres Men - Final

PLACE	BIB	NAME	COUNTRY							DATE of BIRTH	RESULT
1000m	2000m	3000m	4000m	5000m	6000m	7000m	8000m	9000m			
18	131	Joshua TORLEY	AUS							30 Apr 99	31:09.94 SB
2:51.65 (10)	5:46.99 (14) 2:55.34 (14)	8:45.00 (13) 2:58.01 (11)	11:48.67 (13) 3:03.67 (15)	15:01.44 (12) 3:12.77 (25)	18:14.98 (17) 3:13.54 (24)	21:30.66 (17) 3:15.68 (23)	24:47.82 (17) 3:17.16 (21)	28:04.13 (18) 3:16.31 (22)	3:05.81 (17)		
19	335	Marios ANAGOSTOU	GRE							8 Oct 99	31:15.43
2:51.24 (7)	5:45.20 (11) 2:53.96 (11)	8:48.49 (14) 3:03.29 (20)	11:56.18 (15) 3:07.69 (26)	15:06.31 (16) 3:10.13 (22)	18:16.30 (18) 3:09.99 (16)	21:34.48 (18) 3:18.18 (25)	24:52.12 (19) 3:17.64 (22)	28:11.51 (19) 3:19.39 (24)	3:03.92 (14)		
20	470	Minho PARK	KOR							23 Jan 99	31:17.80
3:01.80 (26)	6:01.75 (25) 2:59.95 (22)	9:05.34 (26) 3:03.59 (24)	12:12.38 (25) 3:07.04 (22)	15:20.66 (24) 3:08.28 (15)	18:32.71 (23) 3:12.05 (19)	21:42.98 (20) 3:10.27 (17)	24:57.66 (21) 3:14.68 (18)	28:11.70 (20) 3:14.04 (17)	3:06.10 (18)		
21	514	Miguel SORIA	PER							9 Jan 99	31:20.34
3:01.57 (24)	6:02.07 (26) 3:00.50 (27)	9:04.77 (23) 3:02.70 (16)	12:11.38 (22) 3:06.61 (19)	15:20.22 (20) 3:08.84 (20)	18:32.45 (21) 3:12.23 (21)	21:43.34 (22) 3:10.89 (19)	24:57.43 (20) 3:14.09 (17)	28:12.11 (21) 3:14.68 (18)	3:08.23 (20)		
22	191	Max TUREK	CAN							5 Oct 99	31:30.07
3:00.48 (18)	6:00.87 (21) 3:00.39 (26)	9:04.56 (22) 3:03.69 (26)	12:11.35 (21) 3:06.79 (21)	15:20.42 (23) 3:09.07 (21)	18:32.48 (22) 3:12.06 (20)	21:45.04 (23) 3:12.56 (21)	25:02.14 (23) 3:17.10 (20)	28:21.28 (24) 3:19.14 (23)	3:08.79 (21)		
23	637	Bruno RODRIGUEZ	URU							20 Oct 99	31:31.01
3:01.18 (22)	6:00.73 (20) 2:59.55 (19)	9:03.50 (17) 3:02.77 (17)	12:10.13 (20) 3:06.63 (20)	15:20.26 (21) 3:10.13 (22)	18:32.86 (24) 3:12.60 (22)	21:43.09 (21) 3:10.23 (16)	24:59.37 (22) 3:16.28 (19)	28:15.44 (22) 3:16.07 (20)	3:15.57 (26)		
24	506	Christopher DRYDEN	NZL							17 May 99	31:36.03
3:00.38 (17)	6:00.38 (19) 3:00.00 (23)	9:04.42 (21) 3:04.04 (27)	12:11.85 (23) 3:07.43 (24)	15:20.38 (22) 3:08.53 (16)	18:32.23 (20) 3:11.85 (18)	21:47.62 (24) 3:15.39 (22)	25:05.53 (24) 3:17.91 (23)	28:20.55 (23) 3:15.02 (19)	3:15.48 (25)		
25	650	Will MERRITT	USA							13 Apr 99	31:58.71
3:00.69 (19)	6:01.33 (23) 3:00.64 (28)	9:04.91 (24) 3:03.58 (23)	12:12.16 (24) 3:07.25 (23)	15:23.84 (26) 3:11.68 (24)	18:42.64 (25) 3:18.80 (25)	22:01.34 (26) 3:18.70 (26)	25:24.26 (26) 3:22.92 (26)	28:48.10 (26) 3:23.84 (25)	3:10.61 (23)		
26	469	Jungwoo PARK	KOR							27 Mar 99	32:02.26
3:01.78 (25)	6:01.56 (24) 2:59.78 (20)	9:05.13 (25) 3:03.57 (22)	12:12.58 (26) 3:07.45 (25)	15:21.26 (25) 3:08.68 (18)	18:42.84 (26) 3:21.58 (27)	22:00.95 (25) 3:18.11 (24)	25:23.71 (25) 3:22.76 (25)	28:47.80 (25) 3:24.09 (26)	3:14.46 (24)		
27	533	Alexandre FIGUEIREDO	POR							4 Oct 99	32:38.02
3:02.04 (28)	6:02.42 (28) 3:00.38 (25)	9:05.62 (27) 3:03.20 (19)	12:15.27 (27) 3:09.65 (27)	15:32.56 (27) 3:17.29 (27)	18:55.00 (27) 3:22.44 (28)	22:24.24 (27) 3:29.24 (28)	25:51.30 (27) 3:27.06 (27)	29:15.66 (27) 3:24.36 (27)	3:22.36 (27)		
28	638	Matías RODRIGUEZ	URU							20 Oct 99	33:06.36
3:02.01 (27)	6:02.32 (27) 3:00.31 (24)	9:10.57 (28) 3:08.25 (28)	12:23.82 (28) 3:13.25 (28)	15:42.04 (28) 3:18.22 (28)	19:02.89 (28) 3:20.85 (26)	22:31.84 (28) 3:28.95 (27)	26:04.11 (28) 3:32.27 (28)	29:41.12 (28) 3:37.01 (28)	3:25.24 (28)		



RESULTS



3000 Metres Steeplechase Men - Final

RECORDS	RESULT	NAME	COUNTRY	AGE	VENUE	DATE	
World U20 Record	WU20R	7:58.66	Saif Saaeed SHAHEEN	KEN	19	Bruxelles 24 Aug 2001	
Championships Record	CR	8:06.10	Conseslus KIPRUTO	KEN	18	Barcelona (Estadio Olímpico) 15 Jul 2012	
World U20 Leading	WU20L	8:17.17	Albert CHEMUTAI	UGA	19	Roma (ITA) 31 May 2018	
Area U20 Record	AU20R	National U20 Record	NU20R	Personal Best	PB	Season Best	SB

15 July 2018 13:43 START TIME 26° C TEMPERATURE 39 % HUMIDITY

PLACE	BIB	NAME	COUNTRY	DATE of BIRTH	ORDER	RESULT	
1	263	Takele NIGATE	ETH	2 Oct 99	7	8:25.35	SB
2	451	Leonard Kipkemoi BETT	KEN	3 Nov 00	12	8:25.39	
3	266	Getnet WALE	ETH	16 Jul 00	14	8:26.16	SB
4	622	Albert CHEMUTAI	UGA	25 Nov 99	3	8:28.63	
5	449	Takumi YOSHIDA	JPN	25 Mar 99	1	8:50.99	PB
6	396	Giovanni GATTO	ITA	10 Oct 99	2	8:52.09	PB
7	485	Mohamed ER RACHDI	MAR	26 Feb 99	5	8:57.21	
8	156	Tim VAN DE VELDE	BEL	1 Feb 00	8	9:02.03	
9	134	Stefan SCHMID	AUT	6 Mar 99	9	9:02.20	
10	343	Nikolaos SAKIS	GRE	14 Dec 99	6	9:02.45	
11	667	Trung Cuong NGUYEN	VIE	27 Feb 00	15	9:04.38	
12	188	Alex DROVER	CAN	16 Jan 99	10	9:10.16	
13	215	David FOLLER	CZE	7 Aug 99	11	9:17.99	
14	619	Murat YALÇINKAYA	TUR	6 Jan 00	13	9:18.03	
	623	Denis CHEROTICH	UGA	22 Sep 00	4	DNF	

INTERMEDIATE TIMES	NAME	TIME
	Leonard Kipkemoi BETT	2:52.43
	Leonard Kipkemoi BETT	5:44.15

ALL-TIME TOP LIST				SEASON TOP LIST			
RESULT	NAME	VENUE	DATE	RESULT	NAME	VENUE	2018
7:58.66	Saif Saaeed SHAHEEN (KEN)	Bruxelles	24 Aug 01	8:17.17	Albert CHEMUTAI (UGA)	Roma (ITA)	31 May
8:01.16	Conseslus KIPRUTO (KEN)	Shanghai (SS)	18 May 13	8:21.40	Leonard Kipkemoi BETT (KEN)	Nairobi (KEN)	11 Jun
8:03.74	Raymond YATOR (KEN)	Monaco (Stade Louis III)	18 Aug 00	8:25.35	Takele NIGATE (ETH)	Tampere	15 Jul
8:05.52	Brimin Kiprop KIPRUTO (KEN)	(Blankers-Koen Stadion)	31 May 04	8:26.16	Getnet WALE (ETH)	Tampere	15 Jul
8:06.96	Gilbert Kiplanqat KIRUI (KEN)	ondon (Olympic Stadium)	27 Jul 13	8:26.52	Philemon Kiplaqat RUTO (KEN)	Nairobi (KEN)	11 Jun
8:07.18	Musa Amer OBAID (QAT)	Athina (Olympic Stadium)	24 Aug 04	8:30.43	Cleophas Kandie MEYAN (KEN)	Nairobi (KEN)	11 Jun
8:07.69	Paul Kosqei MALAKWEN (KEN)	Stockholm	7 Jul 97	8:32.59	Gilbert Kiptetich MUTAI (KEN)	Nairobi (KEN)	21 Jun
8:07.71	Hillary Kipsang YEGO (KEN)	Shanghai (SS)	15 May 11	8:36.7	Mohamed ER RACHDI (MAR)	Rabat (MAR)	23 May
8:08.37	Amos KIRUI (KEN)	Roma (Stadio Olimpico)	8 Jun 17	8:39.84	Festus KIPROTICH (KEN)	Oordegem (BEL)	26 May
8:09.37	Abel Yagout JAWHER (KEN)	Heusden-Zolder	2 Aug 03	8:40.36	Noah AFFOLDER (USA)	Eugene (USA)	6 Jun



RESULT PROGRESSION



3000 Metres Steeplechase Men - Final

RECORDS	RESULT	NAME	COUNTRY	AGE	VENUE	DATE	
World U20 Record	WU20R	7:58.66	Saif Saaed SHAHEEN	KEN	19	Bruxelles 24 Aug 2001	
Championships Record	CR	8:06.10	Conseslus KIPRUTO	KEN	18	Barcelona (Estadio Olímpico) 15 Jul 2012	
World U20 Leading	WU20L	8:17.17	Albert CHEMUTAI	UGA	19	Roma (ITA) 31 May 2018	
Area U20 Record	AU20R	National U20 Record	NU20R	Personal Best	PB	Season Best	SB

15 July 2018

RANK	BIB	NAME	COUNTRY	DATE of BIRTH	PHASE	HEAT	PLACE	RESULT
1	263	Takele NIGATE	ETH	2 Oct 99	Final	1	1	8:25.35 SB
					Round 1	1	5	8:51.17 Q
2	451	Leonard Kipkemoi BETT	KEN	3 Nov 00	Final	1	2	8:25.39
					Round 1	2	2	8:39.30 Q
3	266	Getnet WALE	ETH	16 Jul 00	Final	1	3	8:26.16 SB
					Round 1	2	1	8:39.15 Q
4	622	Albert CHEMUTAI	UGA	25 Nov 99	Final	1	4	8:28.63
					Round 1	1	3	8:49.47 Q
5	449	Takumi YOSHIDA	JPN	25 Mar 99	Final	1	5	8:50.99 PB
					Round 1	2	8	8:56.64 q
6	396	Giovanni GATTO	ITA	10 Oct 99	Final	1	6	8:52.09 PB
					Round 1	1	15	9:03.21 q
7	485	Mohamed ER RACHDI	MAR	26 Feb 99	Final	1	7	8:57.21
					Round 1	1	9	8:58.95 Q
8	156	Tim VAN DE VELDE	BEL	1 Feb 00	Final	1	8	9:02.03
					Round 1	2	7	8:52.78 Q
9	134	Stefan SCHMID	AUT	6 Mar 99	Final	1	9	9:02.20
					Round 1	2	11	9:01.91 q
10	343	Nikolaos SAKIS	GRE	14 Dec 99	Final	1	10	9:02.45
					Round 1	1	10	8:59.58 Q PB
11	667	Trung Cuong NGUYEN	VIE	27 Feb 00	Final	1	11	9:04.38
					Round 1	2	4	8:51.16 Q NU20R
12	188	Alex DROVER	CAN	16 Jan 99	Final	1	12	9:10.16
					Round 1	1	14	9:02.97 q PB
13	215	David FOLLER	CZE	7 Aug 99	Final	1	13	9:17.99
					Round 1	2	12	9:02.45 q PB
14	619	Murat YALÇINKAYA	TUR	6 Jan 00	Final	1	14	9:18.03
					Round 1	1	13	9:02.80 Q
623	Denis CHEROTICH	UGA	22 Sep 00	Final	1		DNF	
				Round 1	2	6	8:51.56 Q PB	



RESULT PROGRESSION
3000 Metres Steeplechase Men - Final

12 July 2018

RANK	BIB	NAME	COUNTRY	DATE of BIRTH	PHASE	HEAT	PLACE	RESULT
------	-----	------	---------	---------------	-------	------	-------	--------

ALL-TIME TOP LIST				SEASON TOP LIST			
RESULT	NAME	VENUE	DATE	RESULT	NAME	VENUE	2018
7:58.66	Saif Saaeed SHAHEEN (KEN)	Bruxelles	24 Aug 01	8:17.17	Albert CHEMUTAI (UGA)	Roma (ITA)	31 May
8:01.16	Conseslus KIPRUTO (KEN)	Shanghai (SS)	18 May 13	8:21.40	Leonard Kipkemoi BETT (KEN)	Nairobi (KEN)	11 Jun
8:03.74	Raymond YATOR (KEN)	Monaco (Stade Louis II)	18 Aug 00	8:25.35	Takele NIGATE (ETH)	Tampere	15 Jul
8:05.52	Brimin Kiprop KIPRUTO (KEN)	(Blankers-Koen Stadion)	31 May 04	8:26.16	Getnet WALE (ETH)	Tampere	15 Jul
8:06.96	Gilbert Kiplanqat KIRUI (KEN)	London (Olympic Stadium)	27 Jul 13	8:26.52	Philemon Kiplaqat RUTO (KEN)	Nairobi (KEN)	11 Jun
8:07.18	Musa Amer OBAID (QAT)	Athina (Olympic Stadium)	24 Aug 04	8:30.43	Cleophas Kandie MEYAN (KEN)	Nairobi (KEN)	11 Jun
8:07.69	Paul Kosgei MALAKWEN (KEN)	Stockholm	7 Jul 97	8:32.59	Gilbert Kiptetich MUTAI (KEN)	Nairobi (KEN)	21 Jun
8:07.71	Hillary Kipsanq YEGO (KEN)	Shanghai (SS)	15 May 11	8:36.7	Mohamed ER RACHDI (MAR)	Rabat (MAR)	23 May
8:08.37	Amos KIRUI (KEN)	Roma (Stadio Olimpico)	8 Jun 17	8:39.84	Festus KIPROTICH (KEN)	Oordegem (BEL)	26 May
8:09.37	Abel Yagout JAWHER (KEN)	Heusden-Zolder	2 Aug 03	8:40.36	Noah AFFOLDER (USA)	Eugene (USA)	6 Jun



SUMMARY



3000 Metres Steeplechase Men - Round 1

First 5 in each heat (Q) and the next 5 fastest (q) advance to the Final

RECORDS	RESULT	NAME	COUNTRY	AGE	VENUE	DATE	
World U20 Record	WU20R	7:58.66 Saif Saaeed SHAHEEN	KEN	19	Bruxelles	24 Aug 2001	
Championships Record	CR	8:06.10 Coneslus KIPRUTO	KEN	18	Barcelona (Estadio Olímpico)	15 Jul 2012	
World U20 Leading	WU20L	8:17.17 Albert CHEMUTAI	UGA	19	Roma (ITA)	31 May 2018	
Area U20 Record	AU20R	National U20 Record	NU20R	Personal Best	PB	Season Best	SB

12 July 2018

RANK	PLACE	HEAT	BIB	NAME	COUNTRY	DATE OF BIRTH	RESULT	
1	1	2	266	Getnet WALE	ETH	16 Jul 00	8:39.15	Q
2	2	2	451	Leonard Kipkemoi BETT	KEN	3 Nov 00	8:39.30	Q
3	1	1	622	Albert CHEMUTAI	UGA	25 Nov 99	8:49.47	Q
4	3	2	667	Trung Cuong NGUYEN	VIE	27 Feb 00	8:51.16	Q NU20R
5	2	1	263	Takele NIGATE	ETH	2 Oct 99	8:51.17	Q
6	4	2	623	Denis CHEROTICH	UGA	22 Sep 00	8:51.56	Q PB
7	5	2	156	Tim VAN DE VELDE	BEL	1 Feb 00	8:52.78	Q
8	6	2	449	Takumi YOSHIDA	JPN	25 Mar 99	8:56.64	q
9	3	1	485	Mohamed ER RACHDI	MAR	26 Feb 99	8:58.95	Q
10	4	1	343	Nikolaos SAKIS	GRE	14 Dec 99	8:59.58	Q PB
11	7	2	134	Stefan SCHMID	AUT	6 Mar 99	9:01.91	q
12	8	2	215	David FOLLER	CZE	7 Aug 99	9:02.45	q PB
13	5	1	619	Murat YALÇINKAYA	TUR	6 Jan 00	9:02.80	Q
14	6	1	188	Alex DROVER	CAN	16 Jan 99	9:02.97	q PB
15	7	1	396	Giovanni GATTO	ITA	10 Oct 99	9:03.21	q
16	8	1	603	Aziz JDAY	TUN	30 May 00	9:03.61	PB
17	9	2	311	Saba KHVICHAVA	GEO	18 Apr 00	9:07.73	
18	10	2	190	Marcel SCHEELE	CAN	14 Sep 99	9:09.60	
19	9	1	435	Kosei HITOMI	JPN	00	9:11.99	PB
20	11	2	273	Wilho HAUTALA	FIN	9 Jul 99	9:12.42	PB
21	12	2	640	Hunter BOYER	USA	99	9:13.74	
22	10	1	330	Velten SCHNEIDER	GER	21 Aug 99	9:14.74	
23	13	2	289	Ibrahim OUSSAA	FRA	26 Jul 00	9:16.79	
24	11	1	288	Timothée MISCHLER	FRA	26 Jan 99	9:25.18	
25	12	1	241	Alejandro ORTUÑO	ESP	9 Apr 99	9:28.46	
26	13	1	513	Edwar CONDORI	PER	3 Mar 99	9:36.08	
27	14	1	110	Nahuel CARABAÑA	AND	10 Nov 99	9:37.30	
28	14	2	240	Carlos MUÑOZ	ESP	19 May 99	9:41.66	
		1	105	Mohamed Amine DRABLI	ALG	21 Apr 00	DNF	
		2	101	Oussama BASSI	ALG	14 Sep 99	DQ	163.3(b)

NOTE IAAF Rule 163.3(b) - Infringement of the inside border

ALL-TIME TOP LIST				SEASON TOP LIST			
RESULT	NAME	VENUE	DATE	RESULT	NAME	VENUE	2018
7:58.66	Saif Saaeed SHAHEEN (KEN)	Bruxelles	24 Aug 01	8:17.17	Albert CHEMUTAI (UGA)	Roma (ITA)	31 May
8:01.16	Coneslus KIPRUTO (KEN)	Shanghai (SS)	18 May 13	8:21.40	Leonard Kipkemoi BETT (KEN)	Nairobi (KEN)	11 Jun
8:03.74	Raymond YATOR (KEN)	Monaco (Stade Louis II)	18 Aug 00	8:26.52	Philemon Kiplaqaat RUTO (KEN)	Nairobi (KEN)	11 Jun
8:05.52	Brimin Kiprop KIPRUTO (KEN)	(Blankers-Koen Stadion)	31 May 04	8:29.0	Getnet WALE (ETH)	Addis Abeba (ETH)	22 Apr
8:06.96	Gilbert Kiplanqat KIRUI (KEN)	London (Olympic Stadium)	27 Jul 13	8:30.43	Cleophas Kandie MEYAN (KEN)	Nairobi (KEN)	11 Jun
8:07.18	Musa Amer OBAID (QAT)	Athina (Olympic Stadium)	24 Aug 04	8:32.59	Gilbert Kiptetich MUTAI (KEN)	Nairobi (KEN)	21 Jun
8:07.69	Paul Kosgei MALAKWEN (KEN)	Stockholm	7 Jul 97	8:35.53	Takele NIGATE (ETH)	Assela (ETH)	26 May
8:07.71	Hillary Kipsang YEGO (KEN)	Shanghai (SS)	15 May 11	8:36.7	Mohamed ER RACHDI (MAR)	Rabat (MAR)	23 May
8:08.37	Amos KIRUI (KEN)	Roma (Stadio Olimpico)	8 Jun 17	8:39.84	Festus KIPROTICH (KEN)	Oordgegem (BEL)	26 May
8:09.37	Abel Yagout JAWHER (KEN)	Heusden-Zolder	2 Aug 03	8:40.36	Noah AFFOLDER (USA)	Eugene (USA)	6 Jun



RESULTS



3000 Metres Steeplechase Men - Round 1

First 5 in each heat (Q) and the next 5 fastest (q) advance to the Final

RECORDS	RESULT	NAME	COUNTRY	AGE	VENUE	DATE	
World U20 Record	WU20R	7:58.66 Saif Saaed SHAHEEN	KEN	19	Bruxelles	24 Aug 2001	
Championships Record	CR	8:06.10 Conseslus KIPRUTO	KEN	18	Barcelona (Estadio Olímpico)	15 Jul 2012	
World U20 Leading	WU20L	8:17.17 Albert CHEMUTAI	UGA	19	Roma (ITA)	31 May 2018	
Area U20 Record	AU20R	National U20 Record	NU20R	Personal Best	PB	Season Best	SB

Heat 1

2

12 July 2018 10:00 START TIME 21° C TEMPERATURE 56 % HUMIDITY

PLACE	BIB	NAME	COUNTRY	DATE OF BIRTH	ORDER	RESULT	
1	622	Albert CHEMUTAI	UGA	25 Nov 99	5	8:49.47	Q
2	263	Takele NIGATE	ETH	2 Oct 99	7	8:51.17	Q
3	485	Mohamed ER RACHDI	MAR	26 Feb 99	11	8:58.95	Q
4	343	Nikolaos SAKIS	GRE	14 Dec 99	9	8:59.58	Q PB
5	619	Murat YALÇINKAYA	TUR	6 Jan 00	8	9:02.80	Q
6	188	Alex DROVER	CAN	16 Jan 99	3	9:02.97	q PB
7	396	Giovanni GATTO	ITA	10 Oct 99	12	9:03.21	q
8	603	Aziz JDAY	TUN	30 May 00	14	9:03.61	PB
9	435	Kosei HITOMI	JPN	00	13	9:11.99	PB
10	330	Velten SCHNEIDER	GER	21 Aug 99	15	9:14.74	
11	288	Timothée MISCHLER	FRA	26 Jan 99	2	9:25.18	
12	241	Alejandro ORTUÑO	ESP	9 Apr 99	6	9:28.46	
13	513	Edwar CONDORI	PER	3 Mar 99	4	9:36.08	
14	110	Nahuel CARABAÑA	AND	10 Nov 99	10	9:37.30	
	105	Mohamed Amine DRABLI	ALG	21 Apr 00	1	DNF	

INTERMEDIATE TIMES	Albert CHEMUTAI	3:01.51
	Albert CHEMUTAI	6:04.61

Heat 2

2

12 July 2018 10:15 START TIME 21° C TEMPERATURE 56 % HUMIDITY

PLACE	BIB	NAME	COUNTRY	DATE OF BIRTH	ORDER	RESULT	
1	266	Getnet WALE	ETH	16 Jul 00	13	8:39.15	Q
2	451	Leonard Kipkemoi BETT	KEN	3 Nov 00	1	8:39.30	Q
3	667	Trung Cuong NGUYEN	VIE	27 Feb 00	12	8:51.16	Q NU20R
4	623	Denis CHEROTICH	UGA	22 Sep 00	9	8:51.56	Q PB
5	156	Tim VAN DE VELDE	BEL	1 Feb 00	7	8:52.78	Q
6	449	Takumi YOSHIDA	JPN	25 Mar 99	11	8:56.64	q
7	134	Stefan SCHMID	AUT	6 Mar 99	3	9:01.91	q
8	215	David FOLLER	CZE	7 Aug 99	5	9:02.45	q PB
9	311	Saba KHVICHAVA	GEO	18 Apr 00	15	9:07.73	
10	190	Marcel SCHEELE	CAN	14 Sep 99	6	9:09.60	
11	273	Wilho HAUTALA	FIN	9 Jul 99	4	9:12.42	PB
12	640	Hunter BOYER	USA	99	8	9:13.74	
13	289	Ibrahim OUSSAA	FRA	26 Jul 00	10	9:16.79	
14	240	Carlos MUÑOZ	ESP	19 May 99	14	9:41.66	
	101	Oussama BASSI	ALG	14 Sep 99	2	DQ	163.3(b)

NOTE IAAF Rule 163.3(b) - Infringement of the inside border

INTERMEDIATE TIMES	Getnet WALE	2:54.60
	Getnet WALE	5:49.25



RESULTS
3000 Metres Steeplechase Men - Round 1

ALL-TIME TOP LIST				SEASON TOP LIST			
RESULT	NAME	VENUE	DATE	RESULT	NAME	VENUE	2018
7:58.66	Saif Saaeed SHAHEEN (KEN)	Bruxelles	24 Aug 01	8:17.17	Albert CHEMUTAI (UGA)	Roma (ITA)	31 May
8:01.16	Conseslus KIPRUTO (KEN)	Shanghai (SS)	18 May 13	8:21.40	Leonard Kipkemoi BETT (KEN)	Nairobi (KEN)	11 Jun
8:03.74	Raymond YATOR (KEN)	Monaco (Stade Louis II)	18 Aug 00	8:26.52	Philemon Kiplaqat RUTO (KEN)	Nairobi (KEN)	11 Jun
8:05.52	Brimin Kiprop KIPRUTO (KEN)	(Blankers-Koen Stadion)	31 May 04	8:29.0	Getnet WALE (ETH)	Addis Abeba (ETH)	22 Apr
8:06.96	Gilbert Kiplanqat KIRUI (KEN)	London (Olympic Stadium)	27 Jul 13	8:30.43	Cleophas Kandie MEYAN (KEN)	Nairobi (KEN)	11 Jun
8:07.18	Musa Amer OBAID (QAT)	Athína (Olympic Stadium)	24 Aug 04	8:32.59	Gilbert Kiptetich MUTAI (KEN)	Nairobi (KEN)	21 Jun
8:07.69	Paul Kosgei MALAKWEN (KEN)	Stockholm	7 Jul 97	8:35.53	Takele NIGATE (ETH)	Assela (ETH)	26 May
8:07.71	Hillary Kipsanq YEGO (KEN)	Shanghai (SS)	15 May 11	8:36.7	Mohamed ER RACHDI (MAR)	Rabat (MAR)	23 May
8:08.37	Amos KIRUI (KEN)	Roma (Stadio Olimpico)	8 Jun 17	8:39.84	Festus KIPROTICH (KEN)	Oordegem (BEL)	26 May
8:09.37	Abel Yagout JAWHER (KEN)	Heusden-Zolder	2 Aug 03	8:40.36	Noah AFFOLDER (USA)	Eugene (USA)	6 Jun



RESULTS



110m Hurdles (99.0cm) Men - Final

RECORDS	RESULT	NAME	COUNTRY	AGE	VENUE	DATE	
World U20 Record	WU20R	12.99 Wilhem BELOCIAN	FRA	19	Eugene (Hayward Field), OR	24 Jul 2014	
Championships Record	CR	12.99 Wilhem BELOCIAN	FRA	19	Eugene (Hayward Field), OR	24 Jul 2014	
World U20 Leading	WU20L	12.99 Damion THOMAS	JAM	19	Kingston (JAM)	23 Jun 2018	
Area U20 Record	AU20R	National U20 Record	NU20R	Personal Best	PB	Season Best	SB

12 July 2018 21:01 START TIME

21° C TEMPERATURE 56 % HUMIDITY

+0.3m/s WIND

PLACE	BIB	NAME	COUNTRY	DATE of BIRTH	LANE	RESULT	REACTION	Fn
1	430	Damion THOMAS	JAM	29 Jun 99	6	13.16	0.186	
2	413	Orlando BENNETT	JAM	12 Oct 99	4	13.33	0.171	
3	437	Shunsuke IZUMIYA	JPN	26 Jan 00	2	13.38	0.170	PB
4	154	Michael OBASUYI	BEL	12 Aug 99	8	13.45	0.191	
5	309	Jason NICHOLSON	GBR	10 May 99	3	13.62	0.173	
6	655	Cory POOLE	USA	29 Jul 99	5	13.74	0.191	
	182	Anastas ELIOPOULOS	CAN	4 Mar 99	7	DNF	0.166	
	235	Enrique LLOPIS	ESP	15 Oct 00	1	DNF	0.171	

ALL-TIME TOP LIST				SEASON TOP LIST			
RESULT	NAME	VENUE	DATE	RESULT	NAME	VENUE	2018
12.99	Wilhem BELOCIAN (FRA)	Eugene (Hayward Field), OR	24 Jul 14	12.99	Damion THOMAS (JAM)	Kingston (JAM)	23 Jun
12.99	Damion THOMAS (JAM)	Kingston (JAM)	23 Jun 18	13.00	Orlando BENNETT (JAM)	Kingston (JAM)	23 Jun
13.00	Orlando BENNETT (JAM)	Kingston (JAM)	23 Jun 18	13.10	De'Jour RUSSELL (JAM)	Kingston (JAM)	24 Mar
13.06	Tyler MASON (JAM)	Eugene (Hayward Field), OR	24 Jul 14	13.31	Luis SALORT (ESP)	Gandia (ESP)	9 Jun
13.08	Wayne C. DAVIS II (USA)	Port of Spain	31 Jul 09	13.32	Jason NICHOLSON (GBR)	Tampere	11 Jul
13.10	De'Jour RUSSELL (JAM)	Kingston (JAM)	24 Mar 18	13.34	Cory POOLE (USA)	Bloomington, IN (USA)	15 Jun
13.14	Eddie LOVETT (USA)	Miramar, FL	23 Jul 11	13.38	Michael OBASUYI (BEL)	Mannheim (GER)	23 Jun
13.17	David OMOREGIE (GBR)	Bedford, GBR	22 Jun 14	13.38	Shunsuke IZUMIYA (JPN)	Tampere	12 Jul
13.18	Yordan L. O'FARRILL (CUB)	Barcelona (Estadio Olímpico)	12 Jul 12	13.39	Anastas ELIOPOULOS (CAN)	Vancouver (CAN)	30 Mar
13.21	Theophile VILTZ (USA)	Eugene (Hayward Field), OR	26 Jun 15	13.43	Rasheed BROADBELL (JAM)	Kingston (JAM)	24 Mar



RESULT PROGRESSION



110m Hurdles (99.0cm) Men - Final

RECORDS	RESULT	NAME	COUNTRY	AGE	VENUE	DATE	
World U20 Record	WU20R	12.99 Wilhem BELOCIAN	FRA	19	Eugene (Hayward Field), OR	24 Jul 2014	
Championships Record	CR	12.99 Wilhem BELOCIAN	FRA	19	Eugene (Hayward Field), OR	24 Jul 2014	
World U20 Leading	WU20L	12.99 Damion THOMAS	JAM	19	Kingston (JAM)	23 Jun 2018	
Area U20 Record	AU20R	National U20 Record	NU20R	Personal Best	PB	Season Best	SB

12 July 2018

RANK	BIB	NAME	COUNTRY	DATE of BIRTH	PHASE	HEAT	LANE	PLACE	RESULT	WIND
1	430	Damion THOMAS	JAM	29 Jun 99	Final	1	6	1	13.16	+0.3
					Semi-Final	3	4	2	13.37 Q	+1.4
					Round 1	1	3	1	13.41 Q	+1.0
2	413	Orlando BENNETT	JAM	12 Oct 99	Final	1	4	2	13.33	+0.3
					Semi-Final	2	4	3	13.45 Q	+0.2
					Round 1	2	1	10	13.65 Q	+0.9
3	437	Shunsuke IZUMIYA	JPN	26 Jan 00	Final	1	2	3	13.38 PB	+0.3
					Semi-Final	2	7	6	13.57 q	+0.2
					Round 1	4	8	24	13.86 Q	+0.3
4	154	Michael OBASUYI	BEL	12 Aug 99	Final	1	8	4	13.45	+0.3
					Semi-Final	2	5	4	13.49 Q	+0.2
					Round 1	4	3	7	13.62 Q	+0.3
5	309	Jason NICHOLSON	GBR	10 May 99	Final	1	3	5	13.62	+0.3
					Semi-Final	3	5	1	13.32 Q PB	+1.4
					Round 1	1	4	4	13.58 Q PB	+1.0
6	655	Cory POOLE	USA	29 Jul 99	Final	1	5	6	13.74	+0.3
					Semi-Final	1	3	7	13.68 Q	-0.5
					Round 1	7	3	6	13.60 Q	+1.1
182		Anastas ELIOPOULOS	CAN	4 Mar 99	Final	1	7		DNF	+0.3
					Semi-Final	1	6	9	13.75 Q	-0.5
					Round 1	6	5	3	13.58 Q	+0.9
235		Enrique LLOPIS	ESP	15 Oct 00	Final	1	1		DNF	+0.3
					Semi-Final	2	3	5	13.51 q	+0.2
					Round 1	7	6	2	13.47 Q PB	+1.1

ALL-TIME TOP LIST				SEASON TOP LIST			
RESULT	NAME	VENUE	DATE	RESULT	NAME	VENUE	2018
12.99	Wilhem BELOCIAN (FRA)	Eugene (Hayward Field), OR	24 Jul 14	12.99	Damion THOMAS (JAM)	Kingston (JAM)	23 Jun
12.99	Damion THOMAS (JAM)	Kingston (JAM)	23 Jun 18	13.00	Orlando BENNETT (JAM)	Kingston (JAM)	23 Jun
13.00	Orlando BENNETT (JAM)	Kingston (JAM)	23 Jun 18	13.10	De'Jour RUSSELL (JAM)	Kingston (JAM)	24 Mar
13.06	Tyler MASON (JAM)	Eugene (Hayward Field), OR	24 Jul 14	13.31	Luis SALORT (ESP)	Gandia (ESP)	9 Jun
13.08	Wayne C. DAVIS II (USA)	Port of Spain	31 Jul 09	13.32	Jason NICHOLSON (GBR)	Tampere	11 Jul
13.10	De'Jour RUSSELL (JAM)	Kingston (JAM)	24 Mar 18	13.34	Cory POOLE (USA)	Bloomington, IN (USA)	15 Jun
13.14	Eddie LOVETT (USA)	Miramar, FL	23 Jul 11	13.38	Michael OBASUYI (BEL)	Mannheim (GER)	23 Jun
13.17	David OMOREGIE (GBR)	Bedford, GBR	22 Jun 14	13.38	Shunsuke IZUMIYA (JPN)	Tampere	12 Jul
13.18	Yordan L. O'FARRILL (CUB)	Barcelona (Estadio Olímpico)	12 Jul 12	13.39	Anastas ELIOPOULOS (CAN)	Vancouver (CAN)	30 Mar
13.21	Theophile VILTZ (USA)	Eugene (Hayward Field), OR	26 Jun 15	13.43	Rasheed BROADBELL (JAM)	Kingston (JAM)	24 Mar



SUMMARY



110m Hurdles (99.0cm) Men - Semi-Final

First 2 in each heat (Q) and the next 2 fastest (q) advance to the Final

RECORDS	RESULT	NAME	COUNTRY	AGE	VENUE	DATE
World U20 Record WU20R	12.99	Wilhem BELOCIAN	FRA	19	Eugene (Hayward Field), OR	24 Jul 2014
Championships Record CR	12.99	Wilhem BELOCIAN	FRA	19	Eugene (Hayward Field), OR	24 Jul 2014
World U20 Leading WU20L	12.99	Damion THOMAS	JAM	19	Kingston (JAM)	23 Jun 2018
Area U20 Record AU20R		National U20 Record NU20R			Personal Best PB	Season Best SB

11 July 2018

RANK	PLACE	HEAT	LANE	BIB	NAME	COUNTRY	DATE of BIRTH	RESULT		WIND
1	1	3	5	309	Jason NICHOLSON	GBR	10 May 99	13.32	Q PB	+1.4
2	2	3	4	430	Damion THOMAS	JAM	29 Jun 99	13.37	Q	+1.4
3	1	2	4	413	Orlando BENNETT	JAM	12 Oct 99	13.45	Q	+0.2
4	2	2	5	154	Michael OBASUYI	BEL	12 Aug 99	13.49	Q	+0.2
5	3	2	3	235	Enrique LLOPIS	ESP	15 Oct 00	13.51	q	+0.2
6	4	2	7	437	Shunsuke IZUMIYA	JPN	26 Jan 00	13.57	q	+0.2
7	1	1	3	655	Cory POOLE	USA	29 Jul 99	13.68 (.672)	Q	-0.5
8	5	2	8	639	Joseph ANDERSON	USA	30 Aug 99	13.68 (.674)		+0.2
9	2	1	6	182	Anastas ELIOPOULOS	CAN	4 Mar 99	13.75	Q	-0.5
10	3	3	1	148	Tuur Victor BRAS	BEL	15 Oct 99	13.76		+1.4
11	6	2	2	577	Sales Junior INGLIN	SUI	27 Aug 99	13.80		+0.2
12	3	1	7	277	Mathéo BERNAT	FRA	27 Jun 99	13.88		-0.5
13	7	2	6	286	Jeanice LAVIOLETTE	FRA	25 Jan 00	13.91 (.903)		+0.2
14	4	3	6	333	Stefan VOLZER	GER	16 Aug 00	13.91 (.905)		+1.4
15	4	1	5	310	Joshua ZELLER	GBR	19 Oct 00	13.91 (.908)		-0.5
16	5	1	2	434	Kentaro HIRAGA	JPN	28 Apr 99	13.93 (.921)		-0.5
17	6	1	8	216	David RYBA	CZE	3 Feb 99	13.93 (.924)		-0.5
18	5	3	2	560	Filip Jakob DEMŠAR	SLO	3 Apr 00	13.93 (.927)		+1.4
19	6	3	7	539	Owaab BARROW	QAT	20 Sep 01	14.05		+1.4
20	7	1	4	409	Mattia MONTINI	ITA	1 Jan 99	14.09		-0.5
21	8	1	1	538	Saoud AL HUMAIDI	QAT	21 Jun 00	14.14		-0.5
22	8	2	1	192	Rasheem BROWN	CAY	22 Mar 00	14.40		+0.2
23	7	3	8	138	Oscar SMITH	BAH	14 Jan 01	15.31		+1.4
		3	3	247	Luis SALORT	ESP	26 Jul 99	DQ	168.7(b)	+1.4

NOTE IAAF Rule 168.7(b) - Deliberately knocking down a hurdle

ALL-TIME TOP LIST				SEASON TOP LIST			
RESULT	NAME	VENUE	DATE	RESULT	NAME	VENUE	2018
12.99	Wilhem BELOCIAN (FRA)	Eugene (Hayward Field), OR	24 Jul 14	12.99	Damion THOMAS (JAM)	Kingston (JAM)	23 Jun
12.99	Damion THOMAS (JAM)	Kingston (JAM)	23 Jun 18	13.00	Orlando BENNETT (JAM)	Kingston (JAM)	23 Jun
13.00	Orlando BENNETT (JAM)	Kingston (JAM)	23 Jun 18	13.10	De'Jour RUSSELL (JAM)	Kingston (JAM)	24 Mar
13.06	Tyler MASON (JAM)	Eugene (Hayward Field), OR	24 Jul 14	13.31	Luis SALORT (ESP)	Gandia (ESP)	9 Jun
13.08	Wayne C. DAVIS II (USA)	Port of Spain	31 Jul 09	13.32	Jason NICHOLSON (GBR)	Tampere	11 Jul
13.10	De'Jour RUSSELL (JAM)	Kingston (JAM)	24 Mar 18	13.34	Cory POOLE (USA)	Bloomington, IN (USA)	15 Jun
13.14	Eddie LOVETT (USA)	Miramar, FL	23 Jul 11	13.38	Michael OBASUYI (BEL)	Mannheim (GER)	23 Jun
13.17	David OMOREGIE (GBR)	Bedford, GBR	22 Jun 14	13.39	Anastas ELIOPOULOS (CAN)	Vancouver (CAN)	30 Mar
13.18	Yordan L. O'FARRILL (CUB)	Barcelona (Estadio Olímpico)	12 Jul 12	13.43	Rasheed BROADBELL (JAM)	Kingston (JAM)	24 Mar
13.21	Theophile VILTZ (USA)	Eugene (Hayward Field), OR	26 Jun 15	13.46	Kentaro HIRAGA (JPN)	Hiratsuka (JPN)	15 Jun



RESULTS



110m Hurdles (99.0cm) Men - Semi-Final

First 2 in each heat (Q) and the next 2 fastest (q) advance to the Final

RECORDS	RESULT	NAME	COUNTRY	AGE	VENUE	DATE
World U20 Record WU20R	12.99	Wilhem BELOCIAN	FRA	19	Eugene (Hayward Field), OR	24 Jul 2014
Championships Record CR	12.99	Wilhem BELOCIAN	FRA	19	Eugene (Hayward Field), OR	24 Jul 2014
World U20 Leading WU20L	12.99	Damion THOMAS	JAM	19	Kingston (JAM)	23 Jun 2018
Area U20 Record AU20R	National U20 Record NU20R	Personal Best PB	Season Best SB			

Heat 1

3

11 July 2018 16:39 START TIME

22° C TEMPERATURE 53 % HUMIDITY

-0.5 m/s WIND

PLACE	BIB	NAME	COUNTRY	DATE OF BIRTH	LANE	RESULT	REACTION	Fn
1	655	Cory POOLE	USA	29 Jul 99	3	13.68 (.672) Q	0.180	
2	182	Anastas ELIOPOULOS	CAN	4 Mar 99	6	13.75 Q	0.154	
3	277	Mathéo BERNAT	FRA	27 Jun 99	7	13.88	0.152	
4	310	Joshua ZELLER	GBR	19 Oct 00	5	13.91 (.908)	0.156	
5	434	Kentaro HIRAGA	JPN	28 Apr 99	2	13.93 (.921)	0.145	
6	216	David RYBA	CZE	3 Feb 99	8	13.93 (.924)	0.164	
7	409	Mattia MONTINI	ITA	1 Jan 99	4	14.09	0.142	
8	538	Saoud AL HUMAIDI	QAT	21 Jun 00	1	14.14	0.161	

Heat 2

3

11 July 2018 16:47 START TIME

22° C TEMPERATURE 53 % HUMIDITY

+0.2 m/s WIND

PLACE	BIB	NAME	COUNTRY	DATE OF BIRTH	LANE	RESULT	REACTION	Fn
1	413	Orlando BENNETT	JAM	12 Oct 99	4	13.45 Q	0.152	
2	154	Michael OBASUYI	BEL	12 Aug 99	5	13.49 Q	0.155	
3	235	Enrique LLOPIS	ESP	15 Oct 00	3	13.51 q	0.144	
4	437	Shunsuke IZUMIYA	JPN	26 Jan 00	7	13.57 q	0.131	
5	639	Joseph ANDERSON	USA	30 Aug 99	8	13.68 (.674)	0.134	
6	577	Sales Junior INGLIN	SUI	27 Aug 99	2	13.80	0.171	
7	286	Jeanice LAVIOLETTE	FRA	25 Jan 00	6	13.91 (.903)	0.166	
8	192	Rasheem BROWN	CAY	22 Mar 00	1	14.40	0.182	

Heat 3

3

11 July 2018 16:55 START TIME

22° C TEMPERATURE 53 % HUMIDITY

+1.4 m/s WIND

PLACE	BIB	NAME	COUNTRY	DATE OF BIRTH	LANE	RESULT	REACTION	Fn
1	309	Jason NICHOLSON	GBR	10 May 99	5	13.32 Q PB	0.149	
2	430	Damion THOMAS	JAM	29 Jun 99	4	13.37 Q	0.157	
3	148	Tuur Victor BRAS	BEL	15 Oct 99	1	13.76	0.154	
4	333	Stefan VOLZER	GER	16 Aug 00	6	13.91 (.905)	0.187	
5	560	Filip Jakob DEMŠAR	SLO	3 Apr 00	2	13.93 (.927)	0.155	
6	539	Owaab BARROW	QAT	20 Sep 01	7	14.05	0.135	
7	138	Oscar SMITH	BAH	14 Jan 01	8	15.31	0.139	
	247	Luis SALORT	ESP	26 Jul 99	3	DQ 168.7[b]	0.152	

NOTE IAAF Rule 168.7(b) - Deliberately knocking down a hurdle

ALL-TIME TOP LIST

RESULT	NAME	VENUE	DATE
12.99	Wilhem BELOCIAN (FRA)	Eugene (Hayward Field), OR	24 Jul 14
12.99	Damion THOMAS (JAM)	Kingston (JAM)	23 Jun 18
13.00	Orlando BENNETT (JAM)	Kingston (JAM)	23 Jun 18
13.06	Tyler MASON (JAM)	Eugene (Hayward Field), OR	24 Jul 14
13.08	Wayne C. DAVIS II (USA)	Port of Spain	31 Jul 09
13.10	De'Jour RUSSELL (JAM)	Kingston (JAM)	24 Mar 18
13.14	Eddie LOVETT (USA)	Miramar, FL	23 Jul 11
13.17	David OMOREGIE (GBR)	Bedford, GBR	22 Jun 14
13.18	Yordan L. O'FARRILL (CUB)	Barcelona (Estadio Olímpico)	12 Jul 12
13.21	Theophile VILTZ (USA)	Eugene (Hayward Field), OR	26 Jun 15

SEASON TOP LIST

RESULT	NAME	VENUE	2018
12.99	Damion THOMAS (JAM)	Kingston (JAM)	23 Jun
13.00	Orlando BENNETT (JAM)	Kingston (JAM)	23 Jun
13.10	De'Jour RUSSELL (JAM)	Kingston (JAM)	24 Mar
13.31	Luis SALORT (ESP)	Gandia (ESP)	9 Jun
13.32	Jason NICHOLSON (GBR)	Tampere	11 Jul
13.34	Cory POOLE (USA)	Bloomington, IN (USA)	15 Jun
13.38	Michael OBASUYI (BEL)	Mannheim (GER)	23 Jun
13.39	Anastas ELIOPOULOS (CAN)	Vancouver (CAN)	30 Mar
13.43	Rasheed BROADBELL (JAM)	Kingston (JAM)	24 Mar
13.46	Kentaro HIRAGA (JPN)	Hiratsuka (JPN)	15 Jun



SUMMARY



110m Hurdles (99.0cm) Men - Round 1

First 3 in each heat (Q) and the next 3 fastest (q) advance to the Semi-Finals

RECORDS	RESULT	NAME	COUNTRY	AGE	VENUE	DATE	
World U20 Record	WU20R	12.99	Wilhem BELOCIAN	FRA	19	Eugene (Hayward Field), OR	24 Jul 2014
Championships Record	CR	12.99	Wilhem BELOCIAN	FRA	19	Eugene (Hayward Field), OR	24 Jul 2014
World U20 Leading	WU20L	12.99	Damion THOMAS	JAM	19	Kingston (JAM)	23 Jun 2018
Area U20 Record	AU20R	National U20 Record	NU20R	Personal Best	PB	Season Best	SB

11 July 2018

RANK	PLACE	HEAT	LANE	BIB	NAME	COUNTRY	DATE OF BIRTH	RESULT	WIND
1	1	1	3	430	Damion THOMAS	JAM	29 Jun 99	13.41	Q +1.0
2	1	7	6	235	Enrique LLOPIS	ESP	15 Oct 00	13.47	Q PB +1.1
3	1	6	5	182	Anastas ELIOPOULOS	CAN	4 Mar 99	13.58 (.573)	Q +0.9
4	2	1	4	309	Jason NICHOLSON	GBR	10 May 99	13.58 (.578)	Q PB +1.0
5	1	3	1	310	Joshua ZELLER	GBR	19 Oct 00	13.59	Q +0.7
6	2	7	3	655	Cory POOLE	USA	29 Jul 99	13.60	Q +1.1
7	1	4	3	154	Michael OBASUYI	BEL	12 Aug 99	13.62	Q +0.3
8	2	6	4	409	Mattia MONTINI	ITA	1 Jan 99	13.63	Q +0.9
9	3	1	8	639	Joseph ANDERSON	USA	30 Aug 99	13.64	Q +1.0
10	1	2	1	413	Orlando BENNETT	JAM	12 Oct 99	13.65	Q +0.9
11	1	5	1	247	Luis SALORT	ESP	26 Jul 99	13.66	Q +0.3
12	2	3	2	286	Jeanice LAVIOLETTE	FRA	25 Jan 00	13.69	Q +0.7
13	2	2	2	333	Stefan VOLZER	GER	16 Aug 00	13.74	Q +0.9
14	3	3	7	216	David RYBA	CZE	3 Feb 99	13.75	Q +0.7
15	3	7	7	277	Mathéo BERNAT	FRA	27 Jun 99	13.77	Q +1.1
16	3	6	2	539	Owaab BARROW	QAT	20 Sep 01	13.78	Q NU20R +0.9
17	2	5	4	138	Oscar SMITH	BAH	14 Jan 01	13.79 (.784)	Q +0.3
18	4	7	4	577	Sales Junior INGLIN	SUI	27 Aug 99	13.79 (.786)	q +1.1
19	4	3	5	434	Kentaro HIRAGA	JPN	28 Apr 99	13.80	q +0.7
20	4	6	8	148	Tuur Victor BRAS	BEL	15 Oct 99	13.82 (.816)	q +0.9
21	3	5	6	560	Filip Jakob DEMŠAR	SLO	3 Apr 00	13.82 (.819)	Q +0.3
22	3	2	4	192	Rasheem BROWN	CAY	22 Mar 00	13.83	Q +0.9
23	4	2	8	351	Dániel ESZES	HUN	1 Jul 99	13.86 (.855)	+0.9
24	2	4	8	437	Shunsuke IZUMIYA	JPN	26 Jan 00	13.86 (.857)	Q +0.3
25	5	2	7	137	Denvaughn WHYMNS	BAH	9 Dec 00	13.91 (.904)	PB +0.9
26	5	3	8	544	Alin Ionut ANTON	ROU	1 Jan 00	13.91 (.907)	+0.7
27	6	3	4	387	Ali Abdulmohsin AL KAMAL	IRQ	10 Feb 00	13.93 (.926)	+0.7
28	4	5	3	189	Liam MATHER	CAN	18 Mar 00	13.93 (.927)	PB +0.3
29	5	7	1	180	Stanislav STANKOV	BUL	3 Aug 99	13.94	+1.1
30	5	5	8	548	Silusapho DINGISWAYO	RSA	17 Jun 99	13.97	+0.3
31	4	1	6	450	David YEFREMOV	KAZ	15 Jan 99	14.01	+1.0
32	5	1	2	221	Marcos Morley HERRERA	ECU	30 Jun 99	14.02	SB +1.0
33	5	6	1	559	Chong Wei GUAN	SGP	8 May 00	14.03	NU20R +0.9
34	6	5	2	593	Hao-Hua LU	TPE	13 Sep 00	14.09	+0.3
35	3	4	1	538	Saoud AL HUMAIDI	QAT	21 Jun 00	14.11 (.101)	Q +0.3
36	7	5	7	630	Oleksiy OVCHARENKO	UKR	19 Jan 99	14.11 (.103)	+0.3
37	6	2	5	546	Alexandru Ionut ICONARU	ROU	17 Jul 00	14.12 (.114)	+0.9
38	4	4	7	196	Xiaohan NING	CHN	24 Jan 00	14.12 (.118)	+0.3
39	6	1	7	501	Sondre GUTTORMSEN	NOR	1 Jun 99	14.13	+1.0
40	7	1	5	605	Emrah BOZKURT	TUR	15 Nov 99	14.23	+1.0



SUMMARY
110m Hurdles (99.0cm) Men - Round 1

11 July 2018

RANK	PLACE	HEAT	LANE	BIB	NAME	COUNTRY	DATE of BIRTH	RESULT	WIND
41	7	2	3	206	Konstantinos TZIAKOURIS	CYP	1 Jun 99	14.25	+0.9
42	6	7	5	491	José Roberto RADILLA	MEX	22 Apr 00	14.27	+1.1
43	5	4	5	179	Kristian PATAROV	BUL	00	14.30	+0.3
44	6	6	3	356	Áron KALÁCSKA	HUN	00	14.32	+0.9
45	6	4	6	394	Mattia DI PANFILO	ITA	24 Oct 99	14.33	+0.3
46	7	3	3	194	Domingo POLETTE	CHI	19 May 00	14.37	+0.7
47	8	3	6	362	Halomoan Edwin BINSAR	INA	20 Dec 00	14.47	+0.7
48	7	4	4	478	Mohammad ALENEZI	KUW	8 Apr 00	14.54	+0.3
49	7	6	6	606	Serhat BULUT	TUR	9 May 01	14.57	+0.9
50	8	4	2	499	Dave WESSELINK	NED	1 Oct 99	14.59	+0.3
51	7	7	8	276	Jesse VÄYRYNEN	FIN	26 Mar 00	15.23	+1.1
52	8	5	5	482	Xin XU	MAC	1 Aug 00	15.28	+0.3
		2	6	582	Siegfried ZOLLER	SUI	2 Apr 99	DNF	+0.9
		7	2	636	Andriy VASYLEVSKYY	UKR	30 Sep 00	DQ	162.8 +1.1
		6	7	176	Vittor SOUZA	BRA	24 Oct 99	DQ	162.8 +0.9

NOTE IAAF Rule 162.8 - False Start

ALL-TIME TOP LIST					SEASON TOP LIST				
RESULT	NAME	VENUE	DATE		RESULT	NAME	VENUE	2018	
12.99	Wilhem BELOCIAN (FRA)	Eugene (Hayward Field), OR	24 Jul 14		12.99	Damion THOMAS (JAM)	Kingston (JAM)	23 Jun	
12.99	Damion THOMAS (JAM)	Kingston (JAM)	23 Jun 18		13.00	Orlando BENNETT (JAM)	Kingston (JAM)	23 Jun	
13.00	Orlando BENNETT (JAM)	Kingston (JAM)	23 Jun 18		13.10	De'Jour RUSSELL (JAM)	Kingston (JAM)	24 Mar	
13.06	Tyler MASON (JAM)	Eugene (Hayward Field), OR	24 Jul 14		13.31	Luis SALORT (ESP)	Gandia (ESP)	9 Jun	
13.08	Wayne C. DAVIS II (USA)	Port of Spain	31 Jul 09		13.34	Cory POOLE (USA)	Bloomington, IN (USA)	15 Jun	
13.10	De'Jour RUSSELL (JAM)	Kingston (JAM)	24 Mar 18		13.38	Michael OBASUYI (BEL)	Mannheim (GER)	23 Jun	
13.14	Eddie LOVETT (USA)	Miramar, FL	23 Jul 11		13.39	Anastas ELIOPOULOS (CAN)	Vancouver (CAN)	30 Mar	
13.17	David OMOREGIE (GBR)	Bedford, GBR	22 Jun 14		13.43	Rasheed BROADBELL (JAM)	Kingston (JAM)	24 Mar	
13.18	Yordan L. O'FARRILL (CUB)	Barcelona (Estadio Olímpico)	12 Jul 12		13.46	Kentaro HIRAGA (JPN)	Hiratsuka (JPN)	15 Jun	
13.21	Theophile VILTZ (USA)	Eugene (Hayward Field), OR	26 Jun 15		13.47	Enrique LLOPIS (ESP)	Tampere	11 Jul	



RESULTS



110m Hurdles (99.0cm) Men - Round 1

First 3 in each heat (Q) and the next 3 fastest (q) advance to the Semi-Finals

RECORDS	RESULT	NAME	COUNTRY	AGE	VENUE	DATE
World U20 Record	WU20R	12.99	Wilhem BELOCIAN	FRA	19	Eugene (Hayward Field), OR 24 Jul 2014
Championships Record	CR	12.99	Wilhem BELOCIAN	FRA	19	Eugene (Hayward Field), OR 24 Jul 2014
World U20 Leading	WU20L	12.99	Damion THOMAS	JAM	19	Kingston (JAM) 23 Jun 2018

Area U20 Record	AU20R	National U20 Record	NU20R	Personal Best	PB	Season Best	SB
-----------------	--------------	---------------------	--------------	---------------	-----------	-------------	-----------

Heat 1		7	11 July 2018	09:29	START TIME	20° C	64 %		
				TEMPERATURE		HUMIDITY			+1.0 m/s
								WIND	

PLACE	BIB	NAME	COUNTRY	DATE OF BIRTH	LANE	RESULT	REACTION	Fn
1	430	Damion THOMAS	JAM	29 Jun 99	3	13.41	Q	0.174
2	309	Jason NICHOLSON	GBR	10 May 99	4	13.58	Q [PB]	0.159
3	639	Joseph ANDERSON	USA	30 Aug 99	8	13.64	Q	0.160
4	450	David YEFREMOV	KAZ	15 Jan 99	6	14.01		0.209
5	221	Marcos Morley HERRERA	ECU	30 Jun 99	2	14.02	[SB]	0.191
6	501	Sondre GUTTORMSEN	NOR	1 Jun 99	7	14.13		0.169
7	605	Emrah BOZKURT	TUR	15 Nov 99	5	14.23		0.147

Heat 2		7	11 July 2018	09:36	START TIME	20° C	64 %		
				TEMPERATURE		HUMIDITY			+0.9 m/s
								WIND	

PLACE	BIB	NAME	COUNTRY	DATE OF BIRTH	LANE	RESULT	REACTION	Fn
1	413	Orlando BENNETT	JAM	12 Oct 99	1	13.65	Q	0.150
2	333	Stefan VOLZER	GER	16 Aug 00	2	13.74	Q	0.200
3	192	Rasheem BROWN	CAY	22 Mar 00	4	13.83	Q	0.143
4	351	Dániel ESZES	HUN	1 Jul 99	8	13.86	[.855]	0.126
5	137	Denvaughn WHYMNS	BAH	9 Dec 00	7	13.91	[.904] [PB]	0.147
6	546	Alexandru Ionut ICONARU	ROU	17 Jul 00	5	14.12	[.114]	0.145
7	206	Konstantinos TZIAKOURIS	CYP	1 Jun 99	3	14.25		0.153
	582	Siegfried ZOLLER	SUI	2 Apr 99	6	DNF		0.151

Heat 3		7	11 July 2018	09:43	START TIME	20° C	64 %		
				TEMPERATURE		HUMIDITY			+0.7 m/s
								WIND	

PLACE	BIB	NAME	COUNTRY	DATE OF BIRTH	LANE	RESULT	REACTION	Fn
1	310	Joshua ZELLER	GBR	19 Oct 00	1	13.59	Q	0.156
2	286	Jeanice LAVIOLETTE	FRA	25 Jan 00	2	13.69	Q	0.164
3	216	David RYBA	CZE	3 Feb 99	7	13.75	Q	0.166
4	434	Kentaro HIRAGA	JPN	28 Apr 99	5	13.80	q	0.147
5	544	Alin Ionut ANTON	ROU	1 Jan 00	8	13.91	[.907]	0.165
6	387	Ali Abdulmohsin AL KAMAL	IRQ	10 Feb 00	4	13.93	[.926]	0.148
7	194	Domingo POLETTE	CHI	19 May 00	3	14.37		0.152
8	362	Halomoan Edwin BINSAR	INA	20 Dec 00	6	14.47		0.159

Heat 4		7	11 July 2018	09:50	START TIME	20° C	64 %		
				TEMPERATURE		HUMIDITY			+0.3 m/s
								WIND	

PLACE	BIB	NAME	COUNTRY	DATE OF BIRTH	LANE	RESULT	REACTION	Fn
1	154	Michael OBASUYI	BEL	12 Aug 99	3	13.62	Q	0.159
2	437	Shunsuke IZUMIYA	JPN	26 Jan 00	8	13.86	[.857] Q	0.163
3	538	Saoud AL HUMAIDI	QAT	21 Jun 00	1	14.11	[.101] Q	0.155
4	196	Xiaohan NING	CHN	24 Jan 00	7	14.12	[.118]	0.148
5	179	Kristian PATAROV	BUL	00	5	14.30		0.163
6	394	Mattia DI PANFILO	ITA	24 Oct 99	6	14.33		0.159
7	478	Mohammad ALENEZI	KUW	8 Apr 00	4	14.54		0.147
8	499	Dave WESSELINK	NED	1 Oct 99	2	14.59		0.140

RESULTS
110m Hurdles (99.0cm) Men - Round 1

Heat 5 **7**

11 July 2018 09:57 START TIME

20° C TEMPERATURE 64 % HUMIDITY

+0.3 m/s WIND

PLACE	BIB	NAME	COUNTRY	DATE OF BIRTH	LANE	RESULT	REACTION	Fn
1	247	Luis SALORT	ESP	26 Jul 99	1	13.66	Q	0.142
2	138	Oscar SMITH	BAH	14 Jan 01	4	13.79 (.784)	Q	0.138
3	560	Filip Jakob DEMŠAR	SLO	3 Apr 00	6	13.82 (.819)	Q	0.172
4	189	Liam MATHER	CAN	18 Mar 00	3	13.93 (.927)	PB	0.144
5	548	Silusapho DINGISWAYO	RSA	17 Jun 99	8	13.97		0.155
6	593	Hao-Hua LU	TPE	13 Sep 00	2	14.09		0.136
7	630	Oleksiy OVCHARENKO	UKR	19 Jan 99	7	14.11 (1.103)		0.156
8	482	Xin XU	MAC	1 Aug 00	5	15.28		0.134

Heat 6 **7**

11 July 2018 10:05 START TIME

20° C TEMPERATURE 64 % HUMIDITY

+0.9 m/s WIND

PLACE	BIB	NAME	COUNTRY	DATE OF BIRTH	LANE	RESULT	REACTION	Fn
1	182	Anastas ELIOPOULOS	CAN	4 Mar 99	5	13.58 (.573)	Q	0.125
2	409	Mattia MONTINI	ITA	1 Jan 99	4	13.63	Q	0.137
3	539	Owaab BARROW	QAT	20 Sep 01	2	13.78	Q NU20R	0.143
4	148	Tuur Victor BRAS	BEL	15 Oct 99	8	13.82 (.816)	q	0.158
5	559	Chong Wei GUAN	SGP	8 May 00	1	14.03	NU20R	0.145
6	356	Áron KALÁCSKA	HUN	00	3	14.32		0.137
7	606	Serhat BULUT	TUR	9 May 01	6	14.57		0.159
	176	Vittor SOUZA	BRA	24 Oct 99	7	DQ 162.8		-0.163 F1

NOTE IAAF Rule 162.8 - False Start

Heat 7 **7**

11 July 2018 10:11 START TIME

20° C TEMPERATURE 64 % HUMIDITY

+1.1 m/s WIND

PLACE	BIB	NAME	COUNTRY	DATE OF BIRTH	LANE	RESULT	REACTION	Fn
1	235	Enrique LLOPIS	ESP	15 Oct 00	6	13.47	Q PB	0.135
2	655	Cory POOLE	USA	29 Jul 99	3	13.60	Q	0.160
3	277	Mathéo BERNAT	FRA	27 Jun 99	7	13.77	Q	0.154
4	577	Sales Junior INGLIN	SUI	27 Aug 99	4	13.79 (.786)	q	0.159
5	180	Stanislav STANKOV	BUL	3 Aug 99	1	13.94		0.144
6	491	José Roberto RADILLA	MEX	22 Apr 00	5	14.27		0.167
7	276	Jesse VÄRYNEN	FIN	26 Mar 00	8	15.23		0.186
	636	Andriy VASYLEVSKYY	UKR	30 Sep 00	2	DQ 162.8		-0.164 F1

NOTE IAAF Rule 162.8 - False Start

ALL-TIME TOP LIST

RESULT	NAME	VENUE	DATE
12.99	Wilhem BELOCIAN (FRA)	Eugene (Hayward Field), OR	24 Jul 14
12.99	Damion THOMAS (JAM)	Kingston (JAM)	23 Jun 18
13.00	Orlando BENNETT (JAM)	Kingston (JAM)	23 Jun 18
13.06	Tyler MASON (JAM)	Eugene (Hayward Field), OR	24 Jul 14
13.08	Wayne C. DAVIS II (USA)	Port of Spain	31 Jul 09
13.10	De'Jour RUSSELL (JAM)	Kingston (JAM)	24 Mar 18
13.14	Eddie LOVETT (USA)	Miramar, FL	23 Jul 11
13.17	David OMOREGIE (GBR)	Bedford, GBR	22 Jun 14
13.18	Yordan L. O'FARRILL (CUB)	Barcelona (Estadio Olímpico)	12 Jul 12
13.21	Theophile VILTZ (USA)	Eugene (Hayward Field), OR	26 Jun 15

SEASON TOP LIST

RESULT	NAME	VENUE	2018
12.99	Damion THOMAS (JAM)	Kingston (JAM)	23 Jun
13.00	Orlando BENNETT (JAM)	Kingston (JAM)	23 Jun
13.10	De'Jour RUSSELL (JAM)	Kingston (JAM)	24 Mar
13.31	Luis SALORT (ESP)	Gandia (ESP)	9 Jun
13.34	Cory POOLE (USA)	Bloomington, IN (USA)	15 Jun
13.38	Michael OBASUYI (BEL)	Mannheim (GER)	23 Jun
13.39	Anastas ELIOPOULOS (CAN)	Vancouver (CAN)	30 Mar
13.43	Rasheed BROADBELL (JAM)	Kingston (JAM)	24 Mar
13.46	Kentaro HIRAGA (JPN)	Hiratsuka (JPN)	15 Jun
13.47	Enrique LLOPIS (ESP)	Tampere	11 Jul



RESULTS



400 Metres Hurdles Men - Final

RECORDS	RESULT	NAME	COUNTRY	AGE	VENUE	DATE
World U20 Record	WU20R	48.02	Danny HARRIS	USA	19	Los Angeles, CA 17 Jun 1984
Championships Record	CR	48.51	Kerron CLEMENT	USA	19	Grosseto (Stadio Zecchini) 16 Jul 2004
World U20 Leading	WU20L	49.32	Sokwakhana ZAZINI	RSA	18	Pretoria (RSA) 17 Mar 2018
Area U20 Record	AU20R		National U20 Record	NU20R		Personal Best PB
						Season Best SB

14 July 2018 15:51 START TIME 26° C TEMPERATURE 45 % HUMIDITY

PLACE	BIB	NAME	COUNTRY	DATE OF BIRTH	LANE	RESULT	REACTION	Fn
1	555	Sokwakhana ZAZINI	RSA	23 Sep 00	4	49.42		
2	540	Bassem HEMEIDA	QAT	28 Sep 00	7	49.59	PB	0.197
3	175	Alison SANTOS	BRA	3 Jun 00	6	49.78	PB	0.213
4	428	Leonardo LEDGISTER	JAM	27 Apr 99	2	49.93	PB	0.161
5	427	Malik JAMES-KING	JAM	28 Jun 99	3	50.25		0.197
6	294	Alastair CHALMERS	GBR	31 Mar 00	5	50.27		0.178
7	379	Mahdi PIRJAHAN	IRI	23 Sep 99	8	51.15		0.161
8	400	Alessandro SIBILIO	ITA	27 Apr 99	1	52.38		0.140

ALL-TIME TOP LIST				SEASON TOP LIST			
RESULT	NAME	VENUE	DATE	RESULT	NAME	VENUE	2018
48.02	Danny HARRIS (USA)	Los Angeles, CA	17 Jun 84	49.32	Sokwakhana ZAZINI (RSA)	Pretoria (RSA)	17 Mar
48.26	Jehue GORDON (TTO)	Berlin (Olympiastadion)	18 Aug 09	49.59	Bassem HEMEIDA (QAT)	Tampere	14 Jul
48.51	Kerron CLEMENT (USA)	Grosseto (Stadio Zecchini)	16 Jul 04	49.71	Cory POOLE (USA)	Bloomington, IN (USA)	16 Jun
48.52	Johnny DUTCH (USA)	Eugene, OR	29 Jun 08	49.78	Alison SANTOS (BRA)	Tampere	14 Jul
48.62	Brandon JOHNSON (USA)	Grosseto (Stadio Zecchini)	16 Jul 04	49.90	Sergio Armando ESQUIVEL (MEX)	Monterrey (MEX)	3 Jun
48.68	Bayano KAMANI (USA)	Boise, ID	4 Jun 99	49.93	Leonardo LEDGISTER (JAM)	Tampere	14 Jul
48.68	Jeshua ANDERSON (USA)	szcz (Zdzisław Krzyszkowiak)	11 Jul 08	49.94	Rovane WILLIAMS (JAM)	Kingston (JAM)	23 Mar
48.72	Anqelo TAYLOR (USA)	Bloomington, IN	6 Jun 97	50.03	Malik JAMES-KING (JAM)	Kingston (JAM)	23 Mar
48.74	Vladimir BUDKO (URS)	Moskva	18 Aug 84	50.11	Alastair CHALMERS (GBR)	Tampere	13 Jul
48.76	Llewellyn HERBERT (RSA)	Pretoria	8 Apr 96	50.20	Carl BENGSTSTRÖM (SWE)	Göteborg (SWE)	2 Jun



RESULT PROGRESSION



400 Metres Hurdles Men - Final

RECORDS	RESULT	NAME	COUNTRY	AGE	VENUE	DATE	
World U20 Record	WU20R	48.02	Danny HARRIS	USA	19	Los Angeles, CA 17 Jun 1984	
Championships Record	CR	48.51	Kerron CLEMENT	USA	19	Grosseto (Stadio Zecchini) 16 Jul 2004	
World U20 Leading	WU20L	49.32	Sokwakhana ZAZINI	RSA	18	Pretoria (RSA) 17 Mar 2018	
Area U20 Record	AU20R	National U20 Record	NU20R	Personal Best	PB	Season Best	SB

14 July 2018

RANK	BIB	NAME	COUNTRY	DATE of BIRTH	PHASE	HEAT	LANE	PLACE	RESULT
1	555	Sokwakhana ZAZINI	RSA	23 Sep 00	Final	1	4	1	49.42
					Semi-Final	3	5	1	49.43 Q
					Round 1	5	4	5	51.21 Q
2	540	Bassem HEMEIDA	QAT	28 Sep 00	Final	1	7	2	49.59 PB
					Semi-Final	1	6	11	51.14 Q
					Round 1	1	5	22	52.35 Q
3	175	Alison SANTOS	BRA	3 Jun 00	Final	1	6	3	49.78 PB
					Semi-Final	1	4	7	50.90 Q
					Round 1	4	2	3	51.08 Q
4	428	Leonardo LEDGISTER	JAM	27 Apr 99	Final	1	2	4	49.93 PB
					Semi-Final	3	4	3	50.13 q PB
					Round 1	3	4	12	51.65 Q
5	427	Malik JAMES-KING	JAM	28 Jun 99	Final	1	3	5	50.25
					Semi-Final	2	6	4	50.34 Q
					Round 1	6	4	9	51.54 Q
6	294	Alastair CHALMERS	GBR	31 Mar 00	Final	1	5	6	50.27
					Semi-Final	3	3	2	50.11 Q NU20R
					Round 1	2	8	4	51.16 Q
7	379	Mahdi PIRJAHAN	IRI	23 Sep 99	Final	1	8	7	51.15
					Semi-Final	2	2	8	50.98 Q NU20R
					Round 1	4	4	20	52.18 q
8	400	Alessandro SIBILIO	ITA	27 Apr 99	Final	1	1	8	52.38
					Semi-Final	3	6	5	50.73 q SB
					Round 1	2	4	10	51.59 Q SB

ALL-TIME TOP LIST				SEASON TOP LIST			
RESULT	NAME	VENUE	DATE	RESULT	NAME	VENUE	2018
48.02	Danny HARRIS (USA)	Los Angeles, CA	17 Jun 84	49.32	Sokwakhana ZAZINI (RSA)	Pretoria (RSA)	17 Mar
48.26	Jehue GORDON (TTO)	Berlin (Olympiastadion)	18 Aug 09	49.59	Bassem HEMEIDA (QAT)	Tampere	14 Jul
48.51	Kerron CLEMENT (USA)	Grosseto (Stadio Zecchini)	16 Jul 04	49.71	Cory POOLE (USA)	Bloomington, IN (USA)	16 Jun
48.52	Johnny DUTCH (USA)	Eugene, OR	29 Jun 08	49.78	Alison SANTOS (BRA)	Tampere	14 Jul
48.62	Brandon JOHNSON (USA)	Grosseto (Stadio Zecchini)	16 Jul 04	49.90	Sergio Armando ESQUIVEL (MEX)	Monterrey (MEX)	3 Jun
48.68	Bayano KAMANI (USA)	Boise, ID	4 Jun 99	49.93	Leonardo LEDGISTER (JAM)	Tampere	14 Jul
48.68	Jeshua ANDERSON (USA)	oszcz (Zdzisław Krzyszkowiak)	11 Jul 08	49.94	Rovane WILLIAMS (JAM)	Kingston (JAM)	23 Mar
48.72	Anqelo TAYLOR (USA)	Bloomington, IN	6 Jun 97	50.03	Malik JAMES-KING (JAM)	Kingston (JAM)	23 Mar
48.74	Vladimir BUDKO (URS)	Moskva	18 Aug 84	50.11	Alastair CHALMERS (GBR)	Tampere	13 Jul
48.76	Llewellyn HERBERT (RSA)	Pretoria	8 Apr 96	50.20	Carl BENGSTRÖM (SWE)	Göteborg (SWE)	2 Jun



SUMMARY



400 Metres Hurdles Men - Semi-Final

First 2 in each heat (Q) and the next 2 fastest (q) advance to the Final

RECORDS	RESULT	NAME	COUNTRY	AGE	VENUE	DATE	
World U20 Record	WU20R	48.02	Danny HARRIS	USA	19	Los Angeles, CA 17 Jun 1984	
Championships Record	CR	48.51	Kerron CLEMENT	USA	19	Grosseto (Stadio Zecchini) 16 Jul 2004	
World U20 Leading	WU20L	49.32	Sokwakhana ZAZINI	RSA	18	Pretoria (RSA) 17 Mar 2018	
Area U20 Record	AU20R	National U20 Record	NU20R	Personal Best	PB	Season Best	SB

13 July 2018

RANK	PLACE	HEAT	LANE	BIB	NAME	COUNTRY	DATE of BIRTH	RESULT	
1	1	3	5	555	Sokwakhana ZAZINI	RSA	23 Sep 00	49.43	Q
2	2	3	3	294	Alastair CHALMERS	GBR	31 Mar 00	50.11	Q NU20R
3	3	3	4	428	Leonardo LEDGISTER	JAM	27 Apr 99	50.13	q PB
4	1	2	6	427	Malik JAMES-KING	JAM	28 Jun 99	50.34	Q
5	4	3	6	400	Alessandro SIBILIO	ITA	27 Apr 99	50.73	q SB
6	5	3	7	647	Quivell JORDAN	USA	8 Aug 99	50.86	
7	1	1	4	175	Alison SANTOS	BRA	3 Jun 00	50.90	Q
8	2	2	2	379	Mahdi PIRJAHAN	IRI	23 Sep 99	50.98	Q NU20R
9	3	2	3	306	Alex KNIBBS	GBR	26 Apr 99	50.99	
10	4	2	4	144	Rasheeme GRIFFITH	BAR	5 Mar 00	51.02	SB
11	2	1	6	540	Bassem HEMEIDA	QAT	28 Sep 00	51.14	Q
12	5	2	5	439	Yusuke SHIRAO	JPN	7 Sep 99	51.21	
13	6	2	8	554	Lourens STEENEKAMP	RSA	18 Mar 99	51.26	
14	3	1	3	655	Cory POOLE	USA	29 Jul 99	51.27	
15	4	1	8	583	Carl BENGSTSTRÖM	SWE	13 Jan 00	51.55	
16	7	2	7	574	Julien BONVIN	SUI	99	51.83	
17	5	1	5	460	Moitalel Mpoke NAADOKILA	KEN	8 Feb 01	51.94	
18	6	3	2	496	Ramsey ANGELA	NED	6 Nov 99	51.99	
19	7	3	8	229	Jesús David DELGADO	ESP	17 Jun 99	52.18	
20	6	1	2	336	Ierotheos DRITSAS	GRE	12 Jun 99	52.38	
21	7	1	7	349	Boaz MADEUS	HAI	9 Jan 99	54.45	
22	8	3	1	143	Nathan FERGUSSON	BAR	6 Jun 00	54.58	
		1	1	488	Ismail MANYANI	MAR	28 May 00	DQ	162.8
		2	1	244	Aleix PORRAS	ESP	11 Sep 99	DNS	

NOTE IAAF Rule 162.8 - False Start

ALL-TIME TOP LIST				SEASON TOP LIST			
RESULT	NAME	VENUE	DATE	RESULT	NAME	VENUE	2018
48.02	Danny HARRIS (USA)	Los Angeles, CA	17 Jun 84	49.32	Sokwakhana ZAZINI (RSA)	Pretoria (RSA)	17 Mar
48.26	Jehue GORDON (TTO)	Berlin (Olympiastadion)	18 Aug 09	49.71	Cory POOLE (USA)	Bloomington, IN (USA)	16 Jun
48.51	Kerron CLEMENT (USA)	Grosseto (Stadio Zecchini)	16 Jul 04	49.90	Sergio Armando ESQUIVEL (MEX)	Monterrey (MEX)	3 Jun
48.52	Johnny DUTCH (USA)	Eugene, OR	29 Jun 08	49.94	Rovane WILLIAMS (JAM)	Kingston (JAM)	23 Mar
48.62	Brandon JOHNSON (USA)	Grosseto (Stadio Zecchini)	16 Jul 04	50.03	Malik JAMES-KING (JAM)	Kingston (JAM)	23 Mar
48.68	Bayano KAMANI (USA)	Boise, ID	4 Jun 99	50.11	Alastair CHALMERS (GBR)	Tampere	13 Jul
48.68	Jeshua ANDERSON (USA)	oszcz (Zdzislaw Krzyszkowiak)	11 Jul 08	50.13	Leonardo LEDGISTER (JAM)	Tampere	13 Jul
48.72	Anqelo TAYLOR (USA)	Bloomington, IN	6 Jun 97	50.20	Carl BENGSTSTRÖM (SWE)	Göteborg (SWE)	2 Jun
48.74	Vladimir BUDKO (URS)	Moskva	18 Aug 84	50.21	Quivell JORDAN (USA)	Bloomington, IN (USA)	16 Jun
48.76	Llewellyn HERBERT (RSA)	Pretoria	8 Apr 96	50.29	Jason BALDRIDGE (USA)	Fayetteville (USA)	27 Apr
				50.29	Cameron SAMUEL (USA)	Palo Alto (USA)	13 May



RESULTS



400 Metres Hurdles Men - Semi-Final

First 2 in each heat (Q) and the next 2 fastest (q) advance to the Final

RECORDS	RESULT	NAME	COUNTRY	AGE	VENUE	DATE
World U20 Record	48.02	Danny HARRIS	USA	19	Los Angeles, CA	17 Jun 1984
Championships Record	48.51	Kerron CLEMENT	USA	19	Grosseto (Stadio Zecchini)	16 Jul 2004
World U20 Leading	49.32	Sokwakhana ZAZINI	RSA	18	Pretoria (RSA)	17 Mar 2018

Area U20 Record	49.20	National U20 Record	49.20	Personal Best	PB	Season Best	SB
-----------------	--------------	---------------------	--------------	---------------	-----------	-------------	-----------

Heat 1		13 July 2018		19:42 START TIME		25° C TEMPERATURE		51 % HUMIDITY	
PLACE	BIB	NAME	COUNTRY	DATE OF BIRTH	LANE	RESULT	REACTION	Fn	
1	175	Alison SANTOS	BRA	3 Jun 00	4	50.90	Q	0.197	
2	540	Bassem HEMEIDA	QAT	28 Sep 00	6	51.14	Q	0.191	
3	655	Cory POOLE	USA	29 Jul 99	3	51.27		0.216	
4	583	Carl BENGSTSTRÖM	SWE	13 Jan 00	8	51.55		0.204	
5	460	Moitalel Mpoke NAADOKILA	KEN	8 Feb 01	5	51.94		0.222	
6	336	Ierotheos DRITSAS	GRE	12 Jun 99	2	52.38		0.164	
7	349	Boaz MADEUS	HAI	9 Jan 99	7	54.45		0.197	
	488	Ismail MANYANI	MAR	28 May 00	1	DQ	162.8	F1	

NOTE IAAF Rule 162.8 - False Start

Heat 2		13 July 2018		19:51 START TIME		25° C TEMPERATURE		51 % HUMIDITY	
PLACE	BIB	NAME	COUNTRY	DATE OF BIRTH	LANE	RESULT	REACTION	Fn	
1	427	Malik JAMES-KING	JAM	28 Jun 99	6	50.34	Q	0.176	
2	379	Mahdi PIRJAHAN	IRI	23 Sep 99	2	50.98	Q	NU20R	0.189
3	306	Alex KNIBBS	GBR	26 Apr 99	3	50.99		0.282	
4	144	Rasheeme GRIFFITH	BAR	5 Mar 00	4	51.02		SB	0.205
5	439	Yusuke SHIRAO	JPN	7 Sep 99	5	51.21		0.178	
6	554	Lourens STEENEKAMP	RSA	18 Mar 99	8	51.26		0.169	
7	574	Julien BONVIN	SUI	99	7	51.83		0.186	
	244	Aleix PORRAS	ESP	11 Sep 99	1	DNS			

Heat 3		13 July 2018		19:58 START TIME		25° C TEMPERATURE		51 % HUMIDITY	
PLACE	BIB	NAME	COUNTRY	DATE OF BIRTH	LANE	RESULT	REACTION	Fn	
1	555	Sokwakhana ZAZINI	RSA	23 Sep 00	5	49.43	Q	0.171	
2	294	Alastair CHALMERS	GBR	31 Mar 00	3	50.11	Q	NU20R	0.174
3	428	Leonardo LEDGISTER	JAM	27 Apr 99	4	50.13	q	PB	0.169
4	400	Alessandro SIBILIO	ITA	27 Apr 99	6	50.73	q	SB	0.155
5	647	Quivell JORDAN	USA	8 Aug 99	7	50.86		0.172	
6	496	Ramsey ANGELA	NED	6 Nov 99	2	51.99		0.180	
7	229	Jesús David DELGADO	ESP	17 Jun 99	8	52.18		0.187	
8	143	Nathan FERGUSON	BAR	6 Jun 00	1	54.58		0.162	

ALL-TIME TOP LIST				SEASON TOP LIST			
RESULT	NAME	VENUE	DATE	RESULT	NAME	VENUE	2018
48.02	Danny HARRIS (USA)	Los Angeles, CA	17 Jun 84	49.32	Sokwakhana ZAZINI (RSA)	Pretoria (RSA)	17 Mar
48.26	Jehue GORDON (TTO)	Berlin (Olympiastadion)	18 Aug 09	49.71	Cory POOLE (USA)	Bloomington, IN (USA)	16 Jun
48.51	Kerron CLEMENT (USA)	Grosseto (Stadio Zecchini)	16 Jul 04	49.90	Sergio Armando ESQUIVEL (MEX)	Monterrey (MEX)	3 Jun
48.52	Johnny DUTCH (USA)	Eugene, OR	29 Jun 08	49.94	Rovane WILLIAMS (JAM)	Kingston (JAM)	23 Mar
48.62	Brandon JOHNSON (USA)	Grosseto (Stadio Zecchini)	16 Jul 04	50.03	Malik JAMES-KING (JAM)	Kingston (JAM)	23 Mar
48.68	Bayano KAMANI (USA)	Boise, ID	4 Jun 99	50.11	Alastair CHALMERS (GBR)	Tampere	13 Jul
48.68	Jeshua ANDERSON (USA)	oszcz (Zdzislaw Krzyszkowiak)	11 Jul 08	50.13	Leonardo LEDGISTER (JAM)	Tampere	13 Jul
48.72	Angelo TAYLOR (USA)	Bloomington, IN	6 Jun 97	50.20	Carl BENGSTSTRÖM (SWE)	Göteborg (SWE)	2 Jun
48.74	Vladimir BUDKO (URS)	Moskva	18 Aug 84	50.21	Quivell JORDAN (USA)	Bloomington, IN (USA)	16 Jun
48.76	Llewellyn HERBERT (RSA)	Pretoria	8 Apr 96	50.29	Jason BALDRIDGE (USA)	Fayetteville (USA)	27 Apr
				50.29	Cameron SAMUEL (USA)	Palo Alto (USA)	13 May



SUMMARY



400 Metres Hurdles Men - Round 1

First 3 in each heat (Q) and the next 6 fastest (q) advance to the Semi-Finals

BIB 674 AND BIB 328 DISQUALIFIED BY THE REFEREE

RECORDS	RESULT	NAME	COUNTRY	AGE	VENUE	DATE	
World U20 Record	WU20R	48.02	Danny HARRIS	USA	19	Los Angeles, CA 17 Jun 1984	
Championships Record	CR	48.51	Kerron CLEMENT	USA	19	Grosseto (Stadio Zecchini) 16 Jul 2004	
World U20 Leading	WU20L	49.32	Sokwakhana ZAZINI	RSA	18	Pretoria (RSA) 17 Mar 2018	
Area U20 Record	AU20R	National U20 Record	NU20R	Personal Best	PB	Season Best	SB

12 July 2018

RANK	PLACE	HEAT	LANE	BIB	NAME	COUNTRY	DATE of BIRTH	RESULT	
1	1	4	3	460	Moitalel Mpoke NAADOKILA	KEN	8 Feb 01	50.87	Q PB
2	1	3	6	144	Rasheeme GRIFFITH	BAR	5 Mar 00	51.02	Q SB
3	2	4	2	175	Alison SANTOS	BRA	3 Jun 00	51.08	Q
4	1	2	8	294	Alastair CHALMERS	GBR	31 Mar 00	51.16	Q
5	1	5	4	555	Sokwakhana ZAZINI	RSA	23 Sep 00	51.21	Q
6	2	5	3	306	Alex KNIBBS	GBR	26 Apr 99	51.29	Q
7	3	4	6	583	Carl BENGSTRÖM	SWE	13 Jan 00	51.35	Q
8	4	4	7	336	Ierotheos DRITSAS	GRE	12 Jun 99	51.39	q PB
9	1	6	4	427	Malik JAMES-KING	JAM	28 Jun 99	51.54	Q
10	2	2	4	400	Alessandro SIBILIO	ITA	27 Apr 99	51.59	Q SB
11	3	2	7	574	Julien BONVIN	SUI	99	51.64	Q PB
12	2	3	4	428	Leonardo LEDGISTER	JAM	27 Apr 99	51.65	Q
13	3	3	5	647	Quivell JORDAN	USA	8 Aug 99	51.75	Q
14	4	3	2	244	Aleix PORRAS	ESP	11 Sep 99	51.83	q
15	4	2	2	496	Ramsey ANGELA	NED	6 Nov 99	51.95	q
16	5	4	5	143	Nathan FERGUSSON	BAR	6 Jun 00	52.02	q PB
17	2	6	7	439	Yusuke SHIRAO	JPN	7 Sep 99	52.09	Q
18	1	1	6	655	Cory POOLE	USA	29 Jul 99	52.12	Q
19	3	5	7	229	Jesús David DELGADO	ESP	17 Jun 99	52.13	Q
20	6	4	4	379	Mahdi PIRJAHAN	IRI	23 Sep 99	52.18	q
21	5	3	8	488	Ismail MANYANI	MAR	28 May 00	52.24	q
22	2	1	5	540	Bassem HEMEIDA	QAT	28 Sep 00	52.35 (.342)	Q
23	3	1	4	554	Lourens STEENEKAMP	RSA	18 Mar 99	52.35 (.346)	Q
24	3	6	8	349	Boaz MADEUS	HAI	9 Jan 99	52.38	Q
25	4	1	2	433	Hayata GOTO	JPN	9 Aug 00	52.48	
26	4	5	6	258	Gadisa BAYU	ETH	21 Apr 00	52.59	
27	4	6	6	401	Samuele LICATA	ITA	6 May 99	52.60	
28	5	5	5	312	Emil AGYEKUM	GER	22 May 99	52.70	
29	5	1	8	251	Karl Erik NAZAROV	EST	17 Mar 99	52.80	
30	5	6	3	195	Jiahao FU	CHN	9 Feb 99	52.82	PB
31	5	2	5	459	James MUCHERU	KEN	15 Jan 00	52.88	
32	6	3	3	116	Harvey MURRANT	AUS	7 Mar 99	53.02	
33	6	2	3	352	Daniel HULLER	HUN	10 May 01	53.13	
34	7	3	7	274	Vesa KITTILÄ	FIN	24 Sep 99	53.21	PB
35	6	5	8	112	Damián MORETTA	ARG	22 May 00	53.43	
36	7	5	2	602	Benammar FAHD	TUN	22 Jun 99	53.71	
37	7	4	8	185	Nathaniel ST. ROMAIN	CAN	6 Apr 99	53.85	
38	6	1	3	584	Anton BERTILSSON	SWE	27 Jan 99	54.82	
39	7	1	7	135	Branson ROLLE	BAH	17 Jan 99	1:08.85	
		2	6	490	Sergio Armando ESQUIVEL	MEX	4 May 99	DNF	

SUMMARY
400 Metres Hurdles Men - Round 1

BIB 674 AND BIB 328 DISQUALIFIED BY THE REFEREE

12 July 2018

RANK	PLACE	HEAT	LANE	BIB	NAME	COUNTRY	DATE of BIRTH	RESULT	
		6	5	674	Norman MUKWADA	ZIM	99	DQ	163.3(a)
		6	2	328	Justus RINGEL	GER	9 Feb 99	DQ	163.3(a)

NOTE IAAF Rule 163.3(a) - Lane infringement

ALL-TIME TOP LIST				SEASON TOP LIST			
RESULT	NAME	VENUE	DATE	RESULT	NAME	VENUE	2018
48.02	Danny HARRIS (USA)	Los Angeles, CA	17 Jun 84	49.32	Sokwakhana ZAZINI (RSA)	Pretoria (RSA)	17 Mar
48.26	Jehue GORDON (TTO)	Berlin (Olympiastadion)	18 Aug 09	49.71	Cory POOLE (USA)	Bloomington, IN (USA)	16 Jun
48.51	Kerron CLEMENT (USA)	Grosseto (Stadio Zecchini)	16 Jul 04	49.90	Sergio Armando ESQUIVEL (MEX)	Monterrey (MEX)	3 Jun
48.52	Johnny DUTCH (USA)	Eugene, OR	29 Jun 08	49.94	Rovane WILLIAMS (JAM)	Kingston (JAM)	23 Mar
48.62	Brandon JOHNSON (USA)	Grosseto (Stadio Zecchini)	16 Jul 04	50.03	Malik JAMES-KING (JAM)	Kingston (JAM)	23 Mar
48.68	Bayano KAMANI (USA)	Boise, ID	4 Jun 99	50.20	Carl BENGSTRÖM (SWE)	Göteborg (SWE)	2 Jun
48.68	Jeshua ANDERSON (USA)	oszcz (Zdzislaw Krzyszkowiak)	11 Jul 08	50.21	Quivell JORDAN (USA)	Bloomington, IN (USA)	16 Jun
48.72	Angelo TAYLOR (USA)	Bloomington, IN	6 Jun 97	50.29	Jason BALDRIDGE (USA)	Fayetteville (USA)	27 Apr
48.74	Vladimir BUDKO (URS)	Moskva	18 Aug 84	50.29	Cameron SAMUEL (USA)	Palo Alto (USA)	13 May
48.76	Llewellyn HERBERT (RSA)	Pretoria	8 Apr 96	50.31	Leonardo LEDGISTER (JAM)	Kingston (JAM)	23 Jun



RESULTS



400 Metres Hurdles Men - Round 1

First 3 in each heat (Q) and the next 6 fastest (q) advance to the Semi-Finals

BIB 674 AND BIB 328 DISQUALIFIED BY THE REFEREE

RECORDS	RESULT	NAME	COUNTRY	AGE	VENUE	DATE
World U20 Record WU20R	48.02	Danny HARRIS	USA	19	Los Angeles, CA	17 Jun 1984
Championships Record CR	48.51	Kerron CLEMENT	USA	19	Grosseto (Stadio Zecchini)	16 Jul 2004
World U20 Leading WU20L	49.32	Sokwakhana ZAZINI	RSA	18	Pretoria (RSA)	17 Mar 2018

Area U20 Record **AU20R** National U20 Record **NU20R** Personal Best **PB** Season Best **SB**

Heat 1

6

12 July 2018 10:35 START TIME 21° C TEMPERATURE 56 % HUMIDITY

PLACE	BIB	NAME	COUNTRY	DATE OF BIRTH	LANE	RESULT	REACTION	Fn
1	655	Cory POOLE	USA	29 Jul 99	6	52.12	Q	0.217
2	540	Bassem HEMEIDA	QAT	28 Sep 00	5	52.35 (.342)	Q	0.187
3	554	Lourens STEENEKAMP	RSA	18 Mar 99	4	52.35 (.346)	Q	0.183
4	433	Hayata GOTO	JPN	9 Aug 00	2	52.48		0.184
5	251	Karl Erik NAZAROV	EST	17 Mar 99	8	52.80		0.154
6	584	Anton BERTILSSON	SWE	27 Jan 99	3	54.82		0.146
7	135	Branson ROLLE	BAH	17 Jan 99	7	1:08.85		0.157

Heat 2

6

12 July 2018 10:41 START TIME 21° C TEMPERATURE 56 % HUMIDITY

PLACE	BIB	NAME	COUNTRY	DATE OF BIRTH	LANE	RESULT	REACTION	Fn
1	294	Alastair CHALMERS	GBR	31 Mar 00	8	51.16	Q	0.184
2	400	Alessandro SIBILIO	ITA	27 Apr 99	4	51.59	Q SB	0.163
3	574	Julien BONVIN	SUI	99	7	51.64	Q PB	0.231
4	496	Ramsey ANGELA	NED	6 Nov 99	2	51.95	q	0.280
5	459	James MUCHERU	KEN	15 Jan 00	5	52.88		0.198
6	352	Daniel HULLER	HUN	10 May 01	3	53.13		0.190
490		Sergio Armando ESQUIVEL	MEX	4 May 99	6	DNF		0.172

Heat 3

6

12 July 2018 10:48 START TIME 21° C TEMPERATURE 56 % HUMIDITY

PLACE	BIB	NAME	COUNTRY	DATE OF BIRTH	LANE	RESULT	REACTION	Fn
1	144	Rasheeme GRIFFITH	BAR	5 Mar 00	6	51.02	Q SB	0.226
2	428	Leonardo LEDGISTER	JAM	27 Apr 99	4	51.65	Q	0.164
3	647	Quivell JORDAN	USA	8 Aug 99	5	51.75	Q	0.183
4	244	Aleix PORRAS	ESP	11 Sep 99	2	51.83	q	0.143
5	488	Ismail MANYANI	MAR	28 May 00	8	52.24	q	0.169
6	116	Harvey MURRANT	AUS	7 Mar 99	3	53.02		0.208
7	274	Vesa KITTILÄ	FIN	24 Sep 99	7	53.21	PB	0.211

Heat 4

6

12 July 2018 10:55 START TIME 21° C TEMPERATURE 56 % HUMIDITY

PLACE	BIB	NAME	COUNTRY	DATE OF BIRTH	LANE	RESULT	REACTION	Fn
1	460	Moitalel Mpoke NAADOKILA	KEN	8 Feb 01	3	50.87	Q PB	0.220
2	175	Alison SANTOS	BRA	3 Jun 00	2	51.08	Q	0.206
3	583	Carl BENGSTRÖM	SWE	13 Jan 00	6	51.35	Q	0.187
4	336	Ierotheos DRITSAS	GRE	12 Jun 99	7	51.39	q PB	0.203
5	143	Nathan FERGUSON	BAR	6 Jun 00	5	52.02	q PB	0.200
6	379	Mahdi PIRJAHAN	IRI	23 Sep 99	4	52.18	q	0.187
7	185	Nathaniel ST. ROMAIN	CAN	6 Apr 99	8	53.85		0.246

RESULTS
400 Metres Hurdles Men - Round 1

BIB 674 AND BIB 328 DISQUALIFIED BY THE REFEREE

Heat 5

6

12 July 2018

11:01 START TIME

21° C
TEMPERATURE

56 %
HUMIDITY

PLACE	BIB	NAME	COUNTRY	DATE of BIRTH	LANE	RESULT	REACTION	F _n
1	555	Sokwakhana ZAZINI	RSA	23 Sep 00	4	51.21	Q	0.203
2	306	Alex KNIBBS	GBR	26 Apr 99	3	51.29	Q	0.215
3	229	Jesús David DELGADO	ESP	17 Jun 99	7	52.13	Q	0.230
4	258	Gadisa BAYU	ETH	21 Apr 00	6	52.59		0.211
5	312	Emil AGYEKUM	GER	22 May 99	5	52.70		0.195
6	112	Damián MORETTA	ARG	22 May 00	8	53.43		0.174
7	602	Benammar FAHD	TUN	22 Jun 99	2	53.71		0.194

Heat 6

6

12 July 2018

11:08 START TIME

21° C
TEMPERATURE

56 %
HUMIDITY

PLACE	BIB	NAME	COUNTRY	DATE of BIRTH	LANE	RESULT	REACTION	F _n
1	427	Malik JAMES-KING	JAM	28 Jun 99	4	51.54	Q	0.213
2	439	Yusuke SHIRAO	JPN	7 Sep 99	7	52.09	Q	0.190
3	349	Boaz MADEUS	HAI	9 Jan 99	8	52.38	Q	0.174
4	401	Samuele LICATA	ITA	6 May 99	6	52.60		0.206
5	195	Jiahao FU	CHN	9 Feb 99	3	52.82	PB	0.186
	674	Norman MUKWADA	ZIM	99	5	DQ 163.3(a)		0.200
	328	Justus RINGEL	GER	9 Feb 99	2	DQ 163.3(a)		0.215

NOTE IAAF Rule 163.3(a) - Lane infringement

ALL-TIME TOP LIST

SEASON TOP LIST

RESULT	NAME	VENUE	DATE	RESULT	NAME	VENUE	2018
48.02	Danny HARRIS (USA)	Los Angeles, CA	17 Jun 84	49.32	Sokwakhana ZAZINI (RSA)	Pretoria (RSA)	17 Mar
48.26	Jehue GORDON (TTO)	Berlin (Olympiastadion)	18 Aug 09	49.71	Cory POOLE (USA)	Bloomington, IN (USA)	16 Jun
48.51	Kerron CLEMENT (USA)	Grosseto (Stadio Zecchini)	16 Jul 04	49.90	Sergio Armando ESQUIVEL (MEX)	Monterrey (MEX)	3 Jun
48.52	Johnny DUTCH (USA)	Eugene, OR	29 Jun 08	49.94	Rovane WILLIAMS (JAM)	Kingston (JAM)	23 Mar
48.62	Brandon JOHNSON (USA)	Grosseto (Stadio Zecchini)	16 Jul 04	50.03	Malik JAMES-KING (JAM)	Kingston (JAM)	23 Mar
48.68	Bayano KAMANI (USA)	Boise, ID	4 Jun 99	50.20	Carl BENGTRÖM (SWE)	Göteborg (SWE)	2 Jun
48.68	Jeshua ANDERSON (USA)	oszcz (Zdzisław Krzyszkowiak)	11 Jul 08	50.21	Quivell JORDAN (USA)	Bloomington, IN (USA)	16 Jun
48.72	Angelo TAYLOR (USA)	Bloomington, IN	6 Jun 97	50.29	Jason BALDRIDGE (USA)	Fayetteville (USA)	27 Apr
48.74	Vladimir BUDKO (URS)	Moskva	18 Aug 84	50.29	Cameron SAMUEL (USA)	Palo Alto (USA)	13 May
48.76	Llewellyn HERBERT (RSA)	Pretoria	8 Apr 96	50.31	Leonardo LEDGISTER (JAM)	Kingston (JAM)	23 Jun



RESULTS

High Jump Men - Final



RECORDS	RESULT	NAME	COUNTRY	AGE	VENUE	DATE	
World U20 Record	WU20R	2.37 Dragutin TOPIC	YUG	19	Plovdiv (Deveti Septemvri Stadium)	12 Aug 1990	
World U20 Record	WU20R	2.37 Steve SMITH	GBR	19	Seoul (Olympic Stadium)	20 Sep 1992	
Championships Record	CR	2.37 Dragutin TOPIC	YUG	19	Plovdiv (Deveti Septemvri Stadium)	12 Aug 1990	
Championships Record	CR	2.37 Steve SMITH	GBR	19	Seoul (Olympic Stadium)	20 Sep 1992	
World U20 Leading	WU20L	2.26 Roberto VILCHES	MEX	19	Queretaro (MEX)	28 Apr 2018	
Area U20 Record	AU20R	National U20 Record	NU20R	Personal Best	PB	Season Best	SB

14 July 2018 10:40 START TIME 23° C TEMPERATURE 61 % HUMIDITY
12:49 END TIME 24° C

PLACE	BIB	NAME	COUNTRY	DATE of BIRTH	ORDER	RESULT	2.07	2.12	2.16	2.19	2.21	2.23	2.25				
1	1199	Antonios MERLOS	GRE	4 Apr 99	11	2.23 PB	0	XO	0	0	0	0	XXX				
1	1245	Roberto VILCHES	MEX	21 May 99	5	2.23	0	0	0	XO	0	0	XXX				
3	1296	JuVaughn BLAKE	USA	30 Apr 99	12	2.23 PB	0	0	0	0	0	XO	XXX				
3	1269	Breyton POOLE	RSA	23 Mar 00	1	2.23 SB	0	0	0	0	0	XO	XXX				
5	1190	Luca MEINKE	GER	7 Jun 99	10	2.21 PB	XO	0	0	0	XXO	XXX					
6	1171	Nathan ISMAR	FRA	30 Mar 99	6	2.19 PB	0	XO	0	0	XXX						
7	1237	Kyohei TOMORI	JPN	23 Feb 99	7	2.19 PB	0	0	XXO	0	XXX						
8	1116	Thomas CARMOY	BEL	16 Feb 00	13	2.19 SB	0	0	XO	XXO	XXX						
9	1292	Dmytro NIKITIN	UKR	31 Jul 99	8	2.16 SB	XO	0	0	XXX							
10	1234	Naoki HIGASHI	JPN	14 Jul 99	3	2.16	0	XO	XXO	XXX							
11	1273	Jasmin HALILI	SRB	1 Mar 99	4	2.12	0	0	-	XXX							
12	1118	Maid REDŽIC	BIH	1 May 99	2	2.12	0	XO	XXX								
13	1139	Filip MRCIC	CRO	19 Mar 99	9	2.07	0	XXX									

ALL-TIME TOP LIST				SEASON TOP LIST			
RESULT	NAME	VENUE	DATE	RESULT	NAME	VENUE	2018
2.37	Draqutin TOPIC (YUG)	Plovdiv (Deveti Septemvri Stadium)	12 Aug 90	2.26	Roberto VILCHES (MEX)	Queretaro (MEX)	28 Apr
2.37	Steve SMITH (GBR)	Seoul (Olympic Stadium)	20 Sep 92	2.24	Nathan PATTERSON (USA)	Bloomington, IN (USA)	2 Jun
2.36	Javier SOTOMAYOR (CUB)	Santiago de Cuba	23 Feb 86	2.23	Breyton POOLE (RSA)	Tampere	14 Jul
2.35	Dietmar MÖGENBURG (FRG)	Rehlingen	26 May 80	2.23	Antonios MERLOS (GRE)	Tampere	14 Jul
2.34	Vladimir YASHCHENKO (URS)	Tbilisi	16 Jun 78	2.23	JuVaughn BLAKE (USA)	Tampere	14 Jul
2.34	Tim FORSYTH (AUS)	Oslo	4 Jul 92	2.21	Jake GRIMSMAN (USA)	Palo Alto (USA)	31 Mar
2.33	Jianhua ZHU (CHN)	New Delhi	1 Dec 82	2.21	Richard NEWMAN (USA)	El Dorado, KS (USA)	18 May
2.33	Patrik SJÖBERG (SWE)	Oslo	9 Jul 83	2.21	Luca MEINKE (GER)	Tampere	14 Jul
2.33	Maksim NEDASEKAU (BLR)	Grosseto (Stadio Zecchini)	22 Jul 17	2.20	Bwalya HUMPHREY (ZAM)	Ndola (ZAM)	4 Mar
2.32	Haiqiang HUANG (CHN)	Beijing (Chaoyang Sport Center)	17 Aug 06	2.20	Aliaksandr KISIALIOU (BLR)	Brest (BLR)	25 May



SUMMARY



High Jump Men - Qualification

With qualifying standard of 2.17 (Q) or at least the 12 best performers (q) advance to the Final

RECORDS	RESULT	NAME	COUNTRY	AGE	VENUE	DATE	
World U20 Record	WU20R	2.37 Dragutin TOPIC	YUG	19	Plovdiv (Deveti Septemvri Stadium)	12 Aug 1990	
World U20 Record	WU20R	2.37 Steve SMITH	GBR	19	Seoul (Olympic Stadium)	20 Sep 1992	
Championships Record	CR	2.37 Dragutin TOPIC	YUG	19	Plovdiv (Deveti Septemvri Stadium)	12 Aug 1990	
Championships Record	CR	2.37 Steve SMITH	GBR	19	Seoul (Olympic Stadium)	20 Sep 1992	
World U20 Leading	WU20L	2.26 Roberto VILCHES	MEX	19	Queretaro (MEX)	28 Apr 2018	
Area U20 Record	AU20R	National U20 Record	NU20R	Personal Best	PB	Season Best	SB

12 July 2018

RANK	PLACE	GROUP	BIB	NAME	COUNTRY	DATE of BIRTH	RESULT	
1	1	B	1269	Breyton POOLE	RSA	23 Mar 00	2.15	q
1	1	B	1273	Jasmin HALILI	SRB	1 Mar 99	2.15	q SB
3	1	A	1234	Naoki HIGASHI	JPN	14 Jul 99	2.15	q
3	1	A	1171	Nathan ISMAR	FRA	30 Mar 99	2.15	q
3	3	B	1296	JuVaughn BLAKE	USA	30 Apr 99	2.15	q
6	4	B	1190	Luca MEINKE	GER	7 Jun 99	2.15	q
7	5	B	1116	Thomas CARMOY	BEL	16 Feb 00	2.15	q
8	3	A	1292	Dmytro NIKITIN	UKR	31 Jul 99	2.15	q
8	3	A	1245	Roberto VILCHES	MEX	21 May 99	2.15	q
10	6	B	1118	Maid REDŽIC	BIH	1 May 99	2.15	q
11	5	A	1199	Antonios MERLOS	GRE	4 Apr 99	2.12	q
11	7	B	1139	Filip MRCIC	CRO	19 Mar 99	2.12	q
11	7	B	1237	Kyohei TOMORI	JPN	23 Feb 99	2.12	q
14	9	B	1288	Vladyslav LAVSKYY	UKR	16 Mar 00	2.12	
15	6	A	1101	Aleksey FADEYEV	ANA	9 May 00	2.09	
15	6	A	1261	Andu NUH	QAT	6 Apr 99	2.09	
17	10	B	1130	Noel VANDERZEE	CAN	18 Feb 99	2.09	
18	11	B	1113	Jyles ETIENNE	BAH	17 Mar 99	2.09	SB
19	8	A	1298	Daniel CLAXTON	USA	5 Sep 99	2.05	
19	8	A	1112	Kyle ALCINE	BAH	29 Jun 99	2.05	
19	8	A	1156	Pablo LÓPEZ	ESP	14 Mar 00	2.05	
22	11	A	1191	Lucas MIHOTA	GER	30 Mar 99	2.05	
		A	1121	Aliaksandr KISIALIOU	BLR	28 Mar 99	NM	

ALL-TIME TOP LIST				SEASON TOP LIST			
RESULT	NAME	VENUE	DATE	RESULT	NAME	VENUE	2018
2.37	Dragutin TOPIC (YUG)	Plovdiv (Deveti Septemvri Stadium)	12 Aug 90	2.26	Roberto VILCHES (MEX)	Queretaro (MEX)	28 Apr
2.37	Steve SMITH (GBR)	Seoul (Olympic Stadium)	20 Sep 92	2.24	Nathan PATTERSON (USA)	Bloomington, IN (USA)	2 Jun
2.36	Javier SOTOMAYOR (CUB)	Santiago de Cuba	23 Feb 86	2.22	JuVaughn BLAKE (USA)	Knoxville (USA)	13 May
2.35	Dietmar MÖGENBURG (FRG)	Rehlingen	26 May 80	2.21	Jake GRIMSMAN (USA)	Palo Alto (USA)	31 Mar
2.34	Vladimir YASHCHENKO (URS)	Tbilisi	16 Jun 78	2.21	Richard NEWMAN (USA)	El Dorado, KS (USA)	18 May
2.34	Tim FORSYTH (AUS)	Oslo	4 Jul 92	2.20	Bwalya HUMPHREY (ZAM)	Ndola (ZAM)	4 Mar
2.33	Jianhua ZHU (CHN)	New Delhi	1 Dec 82	2.20	Breyton POOLE (RSA)	Pretoria (RSA)	16 Mar
2.33	Patrik SJÖBERG (SWE)	Oslo	9 Jul 83	2.20	Aliaksandr KISIALIOU (BLR)	Brest (BLR)	25 May
2.33	Maksim NEDASEKAU (BLR)	Grosseto (Stadio Zecchini)	22 Jul 17	2.19	Naoki HIGASHI (JPN)	Hiratsuka (JPN)	17 Jun
2.32	Haiqiang HUANG (CHN)	Beijing (Chaoyang Sport Center)	17 Aug 06	2.19	Vladyslav LAVSKYY (UKR)	Kropyvnytskyi (UKR)	22 Jun



RESULTS



High Jump Men - Qualification

With qualifying standard of 2.17 (Q) or at least the 12 best performers (q) advance to the Final

RECORDS	RESULT	NAME	COUNTRY	AGE	VENUE	DATE	
World U20 Record	WU20R	2.37 Dragutin TOPIC	YUG	19	Plovdiv (Deveti Septemvri Stadium)	12 Aug 1990	
World U20 Record	WU20R	2.37 Steve SMITH	GBR	19	Seoul (Olympic Stadium)	20 Sep 1992	
Championships Record	CR	2.37 Dragutin TOPIC	YUG	19	Plovdiv (Deveti Septemvri Stadium)	12 Aug 1990	
Championships Record	CR	2.37 Steve SMITH	GBR	19	Seoul (Olympic Stadium)	20 Sep 1992	
World U20 Leading	WU20L	2.26 Roberto VILCHES	MEX	19	Queretaro (MEX)	28 Apr 2018	
Area U20 Record	AU20R	National U20 Record	NU20R	Personal Best	PB	Season Best	SB

Group A 12 July 2018 19:44 START TIME 21° C TEMPERATURE 56 % HUMIDITY
20:51 END TIME 21° C 56 %

PLACE	BIB	NAME	COUNTRY	DATE of BIRTH	ORDER	RESULT	2.00	2.05	2.09	2.12	2.15	2.17				
1	1234	Naoki HIGASHI	JPN	14 Jul 99	11	2.15 q	0	0	XO	0	0					
1	1171	Nathan ISMAR	FRA	30 Mar 99	9	2.15 q	-	0	XO	0	0					
3	1292	Dmytro NIKITIN	UKR	31 Jul 99	5	2.15 q	0	0	0	0	XXO					
3	1245	Roberto VILCHES	MEX	21 May 99	4	2.15 q	-	-	0	0	XXO					
5	1199	Antonios MERLOS	GRE	4 Apr 99	8	2.12 q	-	0	0	XO	XXX					
6	1101	Aleksey FADEYEV	ANA	9 May 00	7	2.09	0	0	0	XXX						
6	1261	Andu NUH	QAT	6 Apr 99	1	2.09	0	0	0	XXX						
8	1112	Kyle ALCINE	BAH	29 Jun 99	2	2.05	-	0	-	XXX						
8	1298	Daniel CLAXTON	USA	5 Sep 99	12	2.05	0	0	XXX							
8	1156	Pablo LÓPEZ	ESP	14 Mar 00	3	2.05	-	0	XXX							
11	1191	Lucas MIHOTA	GER	30 Mar 99	10	2.05	XO	0	XXX							
	1121	Aliaksandr KISIALIOU	BLR	28 Mar 99	6	NM	XXX									



RESULTS
High Jump Men - Qualification

Group B

12 July 2018 19:44 START TIME 21° C 56 %
20:50 END TIME TEMPERATURE HUMIDITY
21° C 56 %

PLACE	BIB	NAME	COUNTRY	DATE of BIRTH	ORDER	RESULT	2.00	2.05	2.09	2.12	2.15	2.17				
1	1273	Jasmin HALILI	SRB	1 Mar 99	9	2.15 q SB	0	0	-	0	0					
1	1269	Breyton POOLE	RSA	23 Mar 00	4	2.15 q	-	0	0	0	0					
3	1296	JuVaughn BLAKE	USA	30 Apr 99	5	2.15 q	-	XO	0	0	0					
4	1190	Luca MEINKE	GER	7 Jun 99	2	2.15 q	0	0	XO	XO	XO					
5	1116	Thomas CARMOY	BEL	16 Feb 00	8	2.15 q	0	0	XO	XXO	XO					
6	1118	Maid REDŽIĆ	BIH	1 May 99	10	2.15 q	0	0	XXO	XO	XXO					
7	1139	Filip MRCIC	CRO	19 Mar 99	11	2.12 q	0	0	0	XO	XXX					
7	1237	Kyohei TOMORI	JPN	23 Feb 99	3	2.12 q	0	0	0	XO	XXX					
9	1288	Vladyslav LAVSKYY	UKR	16 Mar 00	7	2.12	0	XO	0	XO	XXX					
10	1130	Noel VANDERZEE	CAN	18 Feb 99	6	2.09	0	XO	0	XXX						
11	1113	Jyles ETIENNE	BAH	17 Mar 99	1	2.09 SB	-	0	XO	XXX						

ALL-TIME TOP LIST				SEASON TOP LIST			
RESULT	NAME	VENUE	DATE	RESULT	NAME	VENUE	2018
2.37	Drautin TOPIC (YUG)	Plovdiv (Deveti Septemvri Stadium)	12 Aug 90	2.26	Roberto VILCHES (MEX)	Queretaro (MEX)	28 Apr
2.37	Steve SMITH (GBR)	Seoul (Olympic Stadium)	20 Sep 92	2.24	Nathan PATTERSON (USA)	Bloomington, IN (USA)	2 Jun
2.36	Javier SOTOMAYOR (CUB)	Santiago de Cuba	23 Feb 86	2.22	JuVaughn BLAKE (USA)	Knoxville (USA)	13 May
2.35	Dietmar MÖGENBURG (FRG)	Rehlingen	26 May 80	2.21	Jake GRIMSMAN (USA)	Palo Alto (USA)	31 Mar
2.34	Vladimir YASHCHENKO (URS)	Tbilisi	16 Jun 78	2.21	Richard NEWMAN (USA)	El Dorado, KS (USA)	18 May
2.34	Tim FORSYTH (AUS)	Osto	4 Jul 92	2.20	Bwalya HUMPHREY (ZAM)	Ndola (ZAM)	4 Mar
2.33	Jianhua ZHU (CHN)	New Delhi	1 Dec 82	2.20	Breyton POOLE (RSA)	Pretoria (RSA)	16 Mar
2.33	Patrik SJÖBERG (SWE)	Osto	9 Jul 83	2.20	Aliaksandr KISIALIOU (BLR)	Brest (BLR)	25 May
2.33	Maksim NEDASEKAU (BLR)	Grosseto (Stadio Zecchini)	22 Jul 17	2.19	Naoki HIGASHI (JPN)	Hiratsuka (JPN)	17 Jun
2.32	Haiqiang HUANG (CHN)	Beijing (Chaoyang Sport Center)	17 Aug 06	2.19	Vladyslav LAVSKYY (UKR)	Kropyvnytskyi (UKR)	22 Jun



RESULTS

Pole Vault Men - Final



RECORDS	RESULT	NAME	COUNTRY	AGE	VENUE	DATE
World U20 Record	WU20R *	5.92 Armand DUPLANTIS	SWE	19	Austin, TX (USA)	31 Mar 2018
Championships Record	CR	5.82 Armand DUPLANTIS	SWE	19	Tampere	14 Jul 2018
World U20 Leading	WU20L	5.93 Armand DUPLANTIS	SWE	19	Baton Rouge, LA (USA)	5 May 2018
*1 = Pending ratification						
Area U20 Record	AU20R	National U20 Record	NU20R	Personal Best	PB	Season Best
					SB	

14 July 2018 13:49 START TIME 25° C 47 %
 16:32 END TIME TEMPERATURE 26° C HUMIDITY 39 %

PLACE	BIB	NAME	COUNTRY	DATE of BIRTH	ORDER	RESULT	4.85	5.05	5.20	5.30	5.40	5.45	5.50	5.55	5.60	5.82	6.01
1	1278	Armand DUPLANTIS	SWE	10 Nov 99	1	5.82 CR	-	-	-	-	-	-	0	-	0	0	XXX
2	1297	Zachery BRADFORD	USA	29 Nov 99	8	5.55 PB	-	-	0	0	0	-	0	XX0	XXX		
3	1231	Masaki EJIMA	JPN	6 Mar 99	12	5.55 SB	-	-	0	-	XX0	-	0	XX0	XXX		
4	1189	Bo Kanda LITA BAEHRE	GER	29 Apr 99	3	5.50	-	-	-	0	0	-	0	-	XXX		
5	1168	Thibaut COLLET	FRA	17 Jun 99	9	5.40	-	-	0	-	0	-	X-	XX			
6	501	Sondre GUTTORMSEN	NOR	1 Jun 99	6	5.40	-	-	0	-	X0	-	X-	X-	X		
7	1310	Cole RIDDLE	USA	9 Apr 99	10	5.30	-	-	X0	X0	XXX						
8	1169	Ethan CORMONT	FRA	29 Sep 00	4	5.30 PB	-	XX0	X0	X0	XXX						
8	1271	Valco VAN WYK	RSA	26 Jul 00	2	5.30	0	X0	XX0	X0	XXX						
10	1235	Shunto OZAKI	JPN	8 Jan 00	5	5.20 PB	0	X0	X0	XXX							
11	1287	Illya KRAVCHENKO	UKR	8 Aug 00	7	5.05	-	0	XXX								
12	1157	José Antonio MALDONADO	ESP	1 Dec 99	11	5.05	X0	0	XXX								

ALL-TIME TOP LIST				SEASON TOP LIST			
RESULT	NAME	VENUE	DATE	RESULT	NAME	VENUE	2018
5.93	Armand DUPLANTIS (SWE)	Baton Rouge, LA (USA)	5 May 18	5.93	Armand DUPLANTIS (SWE)	Baton Rouge, LA (USA)	5 May
5.80	Maksim TARASOV (URS)	Bryansk	14 Jul 89	5.60	Bo Kanda LITA BAEHRE (GER)	Soest (GER)	10 Jun
5.80	Raphael HOLZDEPPE (GER)	Biberach an der Riss	28 Jun 08	5.58	Kc LIGHTFOOT (USA)	Albuquerque, NM (USA)	2 Jun
5.75	Konstadinos FILIPPIDIS (GRE)	Izmir	18 Aug 05	5.55	Sondre GUTTORMSEN (NOR)	Arcadia (USA)	7 Apr
5.75	Christopher NILSEN (USA)	amento (Hornet Stadium), CA	24 Jun 17	5.55	Zachery BRADFORD (USA)	Bloomington, IN (USA)	15 Jun
5.72	Andrew IRWIN (USA)	Baton Rouge, LA	13 May 12	5.55	Masaki EJIMA (JPN)	Tampere	14 Jul
5.71	Lawrence JOHNSON (USA)	Knoxville, TN	12 Jun 93	5.51	Cole RIDDLE (USA)	Chula Vista, CA (USA)	9 Jun
5.71	Germán CHIARAVIGLIO (ARG)	3 (Chaoyang Sport Center)	19 Aug 06	5.45	Thibaut COLLET (FRA)	Blois (FRA)	23 Jun
5.71	Shawnacy BARBER (CAN)	Austin, TX	29 Mar 13	5.45	Pål Haugen LILLEFOSSE (NOR)	Mannheim (GER)	24 Jun
5.70	Viktor CHISTIYAKOV (RUS)	Leppävirta	7 Jun 94	5.40	Valco VAN WYK (RSA)	Pretoria (RSA)	15 Mar
5.70	Artem KUPTSOV (RUS)	Tula (Arsenal Stadium)	7 Jun 03				
5.70	Kurtis MARSCHALL (AUS)	Mannheim (Hoffmann)	26 Jun 16				
5.70	Vladyslav MALYKHIN (UKR)	Zary	27 May 17				



SUMMARY



Pole Vault Men - Qualification

With qualifying standard of 5.35 (Q) or at least the 12 best performers (q) advance to the Final

RECORDS	RESULT	NAME	COUNTRY	AGE	VENUE	DATE
World U20 Record WU20R * ¹	5.92	Armand DUPLANTIS	SWE	19	Austin, TX (USA)	31 Mar 2018
Championships Record CR	5.71	Germán CHIARAVIGLIO	ARG	19	Beijing (Chaoyang Sport Center)	19 Aug 2006
World U20 Leading WU20L	5.93	Armand DUPLANTIS	SWE	19	Baton Rouge, LA (USA)	5 May 2018
* ¹ = Pending ratification						
Area U20 Record AU20R	National U20 Record NU20R	Personal Best PB		Season Best SB		

11 July 2018

RANK	PLACE	GROUP	BIB	NAME	COUNTRY	DATE OF BIRTH	RESULT	
1	1	A	1278	Armand DUPLANTIS	SWE	10 Nov 99	5.30	q
2	1	B	501	Sondre GUTTORMSEN	NOR	1 Jun 99	5.20	q
2	2	A	1297	Zachery BRADFORD	USA	29 Nov 99	5.20	q
4	2	B	1235	Shunto OZAKI	JPN	8 Jan 00	5.20	q PB
5	3	B	1189	Bo Kanda LITA BAEHRE	GER	29 Apr 99	5.20	q
5	3	A	1169	Ethan CORMONT	FRA	29 Sep 00	5.20	q
5	3	A	1231	Masaki EJIMA	JPN	6 Mar 99	5.20	q
8	4	B	1310	Cole RIDDLE	USA	9 Apr 99	5.20	q
8	4	B	1168	Thibaut COLLET	FRA	17 Jun 99	5.20	q
10	5	A	1271	Valco VAN WYK	RSA	26 Jul 00	5.20	q
11	6	B	1287	Illya KRAVCHENKO	UKR	8 Aug 00	5.10	q
11	6	A	1157	José Antonio MALDONADO	ESP	1 Dec 99	5.10	q
13	7	B	1283	Ersu SASMA	TUR	30 Sep 99	5.10	
13	7	A	1111	Riccardo KLOTZ	AUT	15 Jan 99	5.10	
13	7	A	1294	Taras SHEVTSOV	UKR	5 Jun 99	5.10	PB
16	8	B	1164	Santtu KOSKIAHO	FIN	6 Feb 99	5.10	PB
17	9	A	1219	Matteo MADRASSI	ITA	99	5.10	PB
18	9	B	1220	Andrea MARIN	ITA	29 Jan 99	4.80	
18	10	A	1103	Pablo ZAFFARONI	ARG	14 Jan 01	4.80	
20	10	B	1204	Csanád SIMONVÁROS	HUN	2 Jan 99	4.80	
20	10	B	1155	Javier FERNÁNDEZ	ESP	4 Apr 00	4.80	
		A	1216	Maxim GOLDOVSKY	ISR	10 Nov 00	NM	

ALL-TIME TOP LIST				SEASON TOP LIST			
RESULT	NAME	VENUE	DATE	RESULT	NAME	VENUE	2018
5.93	Armand DUPLANTIS (SWE)	Baton Rouge, LA (USA)	5 May 18	5.93	Armand DUPLANTIS (SWE)	Baton Rouge, LA (USA)	5 May
5.80	Maksim TARASOV (URS)	Bryansk	14 Jul 89	5.60	Bo Kanda LITA BAEHRE (GER)	Soest (GER)	10 Jun
5.80	Raphael HOLZDEPPE (GER)	Biberach an der Riss	28 Jun 08	5.58	Kc LIGHTFOOT (USA)	Albuquerque, NM (USA)	2 Jun
5.75	Konstadinos FILIPPIDIS (GRE)	Izmir	18 Aug 05	5.55	Sondre GUTTORMSEN (NOR)	Arcadia (USA)	7 Apr
5.75	Christopher NILSEN (USA)	amento (Hornet Stadium), CA	24 Jun 17	5.55	Zachery BRADFORD (USA)	Bloomington, IN (USA)	15 Jun
5.72	Andrew IRWIN (USA)	Baton Rouge, LA	13 May 12	5.51	Cole RIDDLE (USA)	Chula Vista, CA (USA)	9 Jun
5.71	Lawrence JOHNSON (USA)	Knoxville, TN	12 Jun 93	5.50	Masaki EJIMA (JPN)	Osaka (JPN)	20 May
5.71	Germán CHIARAVIGLIO (ARG)	3 (Chaoyang Sport Center)	19 Aug 06	5.45	Thibaut COLLET (FRA)	Blois (FRA)	23 Jun
5.71	Shawnacy BARBER (CAN)	Austin, TX	29 Mar 13	5.45	Pål Haugen LILLEFOSSE (NOR)	Mannheim (GER)	24 Jun
5.70	Viktor CHISTIakov (RUS)	Leppävirta	7 Jun 94	5.40	Valco VAN WYK (RSA)	Pretoria (RSA)	15 Mar
5.70	Artem KUPTSOV (RUS)	Tula (Arsenal Stadium)	7 Jun 03				
5.70	Kurtis MARSCHALL (AUS)	Mannheim (Hoffmann)	26 Jun 16				
5.70	Vladyslav MALYKHIN (UKR)	Zary	27 May 17				



RESULTS



Pole Vault Men - Qualification

With qualifying standard of 5.35 (Q) or at least the 12 best performers (q) advance to the Final

RECORDS	RESULT	NAME	COUNTRY	AGE	VENUE	DATE
World U20 Record WU20R *	5.92	Armand DUPLANTIS	SWE	19	Austin, TX (USA)	31 Mar 2018
Championships Record CR	5.71	Germán CHIARAVIGLIO	ARG	19	Beijing (Chaoyang Sport Center)	19 Aug 2006
World U20 Leading WU20L	5.93	Armand DUPLANTIS	SWE	19	Baton Rouge, LA (USA)	5 May 2018

*1 = Pending ratification

Area U20 Record AU20R	National U20 Record NU20R	Personal Best PB	Season Best SB
------------------------------	----------------------------------	-------------------------	-----------------------

Group A **11 July 2018** 17:00 START TIME 21° C TEMPERATURE 56 % HUMIDITY
18:24 END TIME 21° C

PLACE	BIB	NAME	COUNTRY	DATE of BIRTH	ORDER	RESULT	4.80	4.95	5.10	5.20	5.30	5.35				
1	1278	Armand DUPLANTIS	SWE	10 Nov 99	1	5.30 q	-	-	-	-	0					
2	1297	Zachery BRADFORD	USA	29 Nov 99	3	5.20 q	-	-	-	0						
3	1169	Ethan CORMONT	FRA	29 Sep 00	2	5.20 q	-	0	0	XO						
3	1231	Masaki EJIMA	JPN	6 Mar 99	4	5.20 q	-	-	-	XO						
5	1271	Valco VAN WYK	RSA	26 Jul 00	10	5.20 q	0	XXO	XXO	XXO						
6	1157	José Antonio MALDONADO	ESP	1 Dec 99	9	5.10 q	0	0	0	XXX						
7	1111	Riccardo KLOTZ	AUT	15 Jan 99	6	5.10	-	0	XO	XXX						
7	1294	Taras SHEVTSOV	UKR	5 Jun 99	8	5.10 PB	0	0	XO	XXX						
9	1219	Matteo MADRASSI	ITA	99	5	5.10 PB	XXO	XO	XXO	XXX						
10	1103	Pablo ZAFFARONI	ARG	14 Jan 01	7	4.80	0	XXX								
	1216	Maxim GOLDOVSKY	ISR	10 Nov 00	11	NM	XXX									



RESULTS
Pole Vault Men - Qualification

Group B

11 July 2018 16:59 START TIME 21° C 56 %
18:23 END TIME TEMPERATURE HUMIDITY
21° C 56 %

PLACE	BIB	NAME	COUNTRY	DATE of BIRTH	ORDER	RESULT	4.80	4.95	5.10	5.20	5.30	5.35						
1	501	Sondre GUTTORMSEN	NOR	1 Jun 99	9	5.20 q	-	-	0	0								
2	1235	Shunto OZAKI	JPN	8 Jan 00	4	5.20 q PB	XO	0	XXO	0								
3	1189	Bo Kanda LITA BAEHRE	GER	29 Apr 99	2	5.20 q	-	-	0	XO								
4	1168	Thibaut COLLET	FRA	17 Jun 99	8	5.20 q	-	-	XXO	XO								
4	1310	Cole RIDDLE	USA	9 Apr 99	1	5.20 q	-	-	XXO	XO								
6	1287	Illya KRAVCHENKO	UKR	8 Aug 00	10	5.10 q	-	0	0	XXX								
7	1283	Ersu SASMA	TUR	30 Sep 99	5	5.10	-	0	XO	XXX								
8	1164	Santtu KOSKIAHO	FIN	6 Feb 99	3	5.10 PB	XO	XO	XO	XXX								
9	1220	Andrea MARIN	ITA	29 Jan 99	7	4.80	0	XXX										
10	1155	Javier FERNÁNDEZ	ESP	4 Apr 00	11	4.80	XO	XXX										
10	1204	Csanád SIMONVÁROS	HUN	2 Jan 99	6	4.80	XO	XXX										

ALL-TIME TOP LIST				SEASON TOP LIST			
RESULT	NAME	VENUE	DATE	RESULT	NAME	VENUE	2018
5.93	Armand DUPLANTIS (SWE)	Baton Rouge, LA (USA)	5 May 18	5.93	Armand DUPLANTIS (SWE)	Baton Rouge, LA (USA)	5 May
5.80	Maksim TARASOV (URS)	Bryansk	14 Jul 89	5.60	Bo Kanda LITA BAEHRE (GER)	Soest (GER)	10 Jun
5.80	Raphael HOLZDEPPE (GER)	Biberach an der Riss	28 Jun 08	5.58	Kc LIGHTFOOT (USA)	Albuquerque, NM (USA)	2 Jun
5.75	Konstadinos FILIPPIDIS (GRE)	Izmir	18 Aug 05	5.55	Sondre GUTTORMSEN (NOR)	Arcadia (USA)	7 Apr
5.75	Christopher NILSEN (USA)	amento (Hornet Stadium), CA	24 Jun 17	5.55	Zachery BRADFORD (USA)	Bloomington, IN (USA)	15 Jun
5.72	Andrew IRWIN (USA)	Baton Rouge, LA	13 May 12	5.51	Cole RIDDLE (USA)	Chula Vista, CA (USA)	9 Jun
5.71	Lawrence JOHNSON (USA)	Knoxville, TN	12 Jun 93	5.50	Masaki EJIMA (JPN)	Osaka (JPN)	20 May
5.71	Germán CHIARAVIGLIO (ARG)	3 (Chaoyang Sport Center)	19 Aug 06	5.45	Thibaut COLLET (FRA)	Blois (FRA)	23 Jun
5.71	Shawnacy BARBER (CAN)	Austin, TX	29 Mar 13	5.45	Pål Hauken LILLEFOSSE (NOR)	Mannheim (GER)	24 Jun
5.70	Viktor CHISTIYAKOV (RUS)	Leppävirta	7 Jun 94	5.40	Valco VAN WYK (RSA)	Pretoria (RSA)	15 Mar
5.70	Artem KUPTSOV (RUS)	Tula (Arsenal Stadium)	7 Jun 03				
5.70	Kurtis MARSCHALL (AUS)	Mannheim (Hoffmann)	26 Jun 16				
5.70	Vladyslav MALYKHIN (UKR)	Zary	27 May 17				



RESULTS

Long Jump Men - Final



RECORDS	RESULT	NAME	COUNTRY	AGE	VENUE	DATE
World U20 Record	WU20R	8.35	Sergey MORGUNOV	RUS	19	Cheboksary 20 Jun 2012
Championships Record	CR	8.20	James STALLWORTH	USA	19	Plovdiv (Deveti Septemvri Stadium) 9 Aug 1990
World U20 Leading	WU20L	8.12	Maikel Y. VIDAL	CUB	18	La Habana (CUB) 8 Jun 2018

Area U20 Record **AU20R** National U20 Record **NU20R** Personal Best **PB** Season Best **SB**

11 July 2018 17:56 START TIME 21° C 56 %
TEMPERATURE HUMIDITY
19:24 END TIME 21° C 56 %

PLACE	BIB	NAME	COUNTRY	DATE of BIRTH	ORDER	RESULT	1	2	3	ORDER	4	5	6
1	1232	Yuki HASHIOKA	JPN	23 Jan 99	7	8.03 +0.9	7.91 +0.3	7.65 -0.4	8.03 +0.9	8	7.96 +0.4	X +0.9	7.70 +1.7
2	1143	Maikel Y. VIDAL	CUB	6 Jan 00	2	7.99 +0.9	7.87 +0.3	7.94 +1.0	7.99 +0.9	7	7.95 +1.4	X -0.9	7.94 +0.7
3	1228	Wayne PINNOCK	JAM	24 Oct 00	3	7.90 -0.1	7.90 -0.1	7.74 +1.0	7.83 +1.3	6	7.70 +1.0	7.82 -0.3	7.77 +1.3
4	1136	Keqi ZHOU	CHN	4 Feb 99	4	7.85 PB +1.5	X -0.4	7.85 +1.5	X +0.9	5	X +1.2	7.73 -0.6	X +0.8
5	1236	Yugo SAKAI	JPN	1 May 99	1	7.79 PB +1.7	7.70 +2.0	X +0.2	X -0.1	3	7.58 +0.3	7.79 +1.7	X +0.3
6	1213	M SREESHANKAR	IND	27 Mar 99	9	7.75 +0.7	7.59 +0.1	7.75 +0.7	X +0.5	4	7.47 +1.3	7.47 +0.1	7.64 +0.9
7	1226	Shakwon COKE	JAM	7 Oct 99	6	7.73 PB +0.8	7.23 +0.1	7.69 +1.2	7.51 +1.2	2	7.62 +1.0	7.60 +0.9	7.73 +0.8
8	634	Andriy AVRAMENKO	UKR	17 Mar 00	12	7.63 +0.1	7.12 -0.7	7.63 +0.1	7.50 +1.1	1	7.12 +1.4	7.35 +0.5	7.48 +0.8
9	1296	JuVaughn BLAKE	USA	30 Apr 99	11	7.63 +0.8	7.42 -0.7	7.33 -0.7	7.63 +0.8				
10	1295	Rayvon ALLEN	USA	14 Jun 99	5	7.61 +1.0	X +1.1	7.30 -0.1	7.61 +1.0				
11	1254	Piotr TARKOWSKI	POL	10 Aug 99	8	7.59 +0.9	7.55 +1.0	X 0.0	7.59 +0.9				
12	1252	Bartosz GABKA	POL	27 May 99	10	7.44 -0.4	7.44 -0.4	7.39 -1.6	X +0.1				

ALL-TIME TOP LIST				SEASON TOP LIST			
RESULT	NAME	VENUE	DATE	RESULT	NAME	VENUE	2018
8.35	Sergey MORGUNOV (RUS)	Cheboksary	20 Jun 12	8.12	Maikel Y. VIDAL (CUB)	La Habana (CUB)	8 Jun
8.34	Randy WILLIAMS (USA)	München (Olympiastadion)	8 Sep 72	8.09	Yuki HASHIOKA (JPN)	Yamaguchi (JPN)	23 Jun
8.33	Maykel MASSÓ (CUB)	Madrid (Moratalaz)	14 Jul 17	8.07	Lester A. LESCAY (CUB)	La Habana (CUB)	8 Jun
8.31	Yuhao SHI (CHN)	Beijing	25 Jun 17	7.99	M SREESHANKAR (IND)	Patiala (IND)	6 Mar
8.30	Miltiadis TENTOGLU (GRE)	Pátra (Pampeloponnisiakó)	18 Jun 17	7.96	Wayne PINNOCK (JAM)	Kingston (JAM)	23 Jun
8.28	Luis Alberto BUENO (CUB)	La Habana	16 Jul 88	7.92	Maykel MASSÓ (CUB)	Roma (ITA)	31 May
8.28	Juan Miquel ECHEVARRÍA (CUB)	Madrid (Moratalaz)	14 Jul 17	7.85	Keqi ZHOU (CHN)	Tampere	11 Jul
8.27	Eusebio CÁCERES (ESP)	Barcelona (Estadio Olímpico)	30 Jul 10	7.84	JuVaughn BLAKE (USA)	Tampa, FL (USA)	24 May
8.25	Jianan WANG (CHN)	Shanghai (SS)	17 May 15	7.84	Hua-Yu WEN (TPE)	Taipei (TPE)	26 May
8.24	Eric METCALF (USA)	Indianapolis, IN	6 Jun 86	7.79	Yugo SAKAI (JPN)	Tampere	11 Jul
8.24	Vladimir OCHKAN (URS)	Leningrad	21 Jun 87				

SUMMARY



Long Jump Men - Qualification

With qualifying standard of 7.70 (Q) or at least the 12 best performers (q) advance to the Final

RECORDS	RESULT	NAME	COUNTRY	AGE	VENUE	DATE
World U20 Record WU20R	8.35	Sergey MORGUNOV	RUS	19	Cheboksary	20 Jun 2012
Championships Record CR	8.20	James STALLWORTH	USA	19	Plovdiv (Deveti Septemvri Stadium)	9 Aug 1990
World U20 Leading WU20L	8.12	Maikel Y. VIDAL	CUB	18	La Habana (CUB)	8 Jun 2018
Area U20 Record AU20R	National U20 Record NU20R		Personal Best PB		Season Best SB	

10 July 2018

RANK	PLACE	GROUP	BIB	NAME	COUNTRY	DATE of BIRTH	RESULT	WIND
1	1	A	1232	Yuki HASHIOKA	JPN	23 Jan 99	7.92	Q +1.1
2	1	B	1228	Wayne PINNOCK	JAM	24 Oct 00	7.76	Q +1.7
3	2	B	1236	Yugo SAKAI	JPN	1 May 99	7.69	q PB +2.0
4	3	B	1213	M SREESHANKAR	IND	27 Mar 99	7.68	q -0.3
5	2	A	1136	Keqi ZHOU	CHN	4 Feb 99	7.65	q w +3.1
6	4	B	634	Andriy AVRAMENKO	UKR	17 Mar 00	7.61	q +1.6
7	5	B	1295	Rayvon ALLEN	USA	14 Jun 99	7.58	q w +2.2
8	6	B	1254	Piotr TARKOWSKI	POL	10 Aug 99	7.58	q +0.2
9	3	A	1226	Shakwon COKE	JAM	7 Oct 99	7.55	q 0.0
10	4	A	1252	Bartosz GABKA	POL	27 May 99	7.51	q +0.1
11	5	A	1296	JuVaughn BLAKE	USA	30 Apr 99	7.49	q -1.1
12	7	B	1143	Maikel Y. VIDAL	CUB	6 Jan 00	7.42	q -0.5
13	6	A	1246	Sandro DIERGAARDT	NAM	99	7.41	w +2.4
14	8	B	1170	Enzo HODEBAR	FRA	17 May 99	7.39	+0.1
15	7	A	1141	Lester A. LESCAY	CUB	15 Oct 01	7.36	w +2.1
16	9	B	1135	Zhanfei ZHANG	CHN	22 Dec 99	7.34	+0.1
17	8	A	1209	Sathyanatan LOKESH	IND	21 Dec 99	7.31	+1.8
18	10	B	1187	Luka HERDEN	GER	9 Feb 00	7.29	0.0
19	9	A	354	Dominik PÁZMÁNDI	HUN	6 Apr 00	7.24	0.0
20	11	B	123	Benjamin SCHMIDTCHEN	AUS	9 Feb 00	7.19	-0.7
21	10	A	1124	Westley BERALDO	BRA	11 Mar 99	7.19	+0.3
22	11	A	1138	Marko CEKO	CRO	3 Aug 00	7.18	-1.2
23	12	A	1262	Andreas Samuel BUCSA	ROU	4 May 00	7.15	+1.1
24	13	A	1196	Alexios ARGYROPOULOS	GRE	4 Sep 00	7.14	+0.1
25	14	A	1244	Victor CASTRO	MEX	23 Jan 99	7.13	+0.1
26	12	B	1223	Denis RIGAMONTI	ITA	15 Nov 99	6.72	+2.0
		B	1249	Benjamin ARINZE	NGR	00	DNS	

ALL-TIME TOP LIST				SEASON TOP LIST			
RESULT	NAME	VENUE	DATE	RESULT	NAME	VENUE	2018
8.35	Sergey MORGUNOV (RUS)	Cheboksary	20 Jun 12	8.12	Maikel Y. VIDAL (CUB)	La Habana (CUB)	8 Jun
8.34	Randy WILLIAMS (USA)	München (Olympiastadion)	8 Sep 72	8.09	Yuki HASHIOKA (JPN)	Yamaguchi (JPN)	23 Jun
8.33	Maykel MASSÓ (CUB)	Madrid (Moratalaz)	14 Jul 17	8.07	Lester A. LESCAY (CUB)	La Habana (CUB)	8 Jun
8.31	Yuhao SHI (CHN)	Beijing	25 Jun 17	7.99	M SREESHANKAR (IND)	Patiala (IND)	6 Mar
8.30	Miltiadis TENTOGLOU (GRE)	Pátra (Pampeloponniakió)	18 Jun 17	7.96	Wayne PINNOCK (JAM)	Kingston (JAM)	23 Jun
8.28	Luis Alberto BUENO (CUB)	La Habana	16 Jul 88	7.92	Maykel MASSÓ (CUB)	Roma (ITA)	31 May
8.28	Juan Miguel ECHEVARRÍA (CUB)	Madrid (Moratalaz)	14 Jul 17	7.84	JuVaughn BLAKE (USA)	Tampa, FL (USA)	24 May
8.27	Eusebio CÁCERES (ESP)	Barcelona (Estadio Olímpico)	30 Jul 10	7.84	Hua-Yu WEN (TPE)	Taipei (TPE)	26 May
8.25	Jianan WANG (CHN)	Shanghai (SS)	17 May 15	7.78	Marko CEKO (CRO)	Zagreb (CRO)	23 May
8.24	Eric METCALF (USA)	Indianapolis, IN	6 Jun 86	7.75	Benjamin SCHMIDTCHEN (AUS)	Jämsä (FIN)	30 Jun
8.24	Vladimir OCHKAN (URS)	Leningrad	21 Jun 87				



RESULTS



Long Jump Men - Qualification

With qualifying standard of 7.70 (Q) or at least the 12 best performers (q) advance to the Final

RECORDS	RESULT	NAME	COUNTRY	AGE	VENUE	DATE
World U20 Record WU20R	8.35	Sergey MORGUNOV	RUS	19	Cheboksary	20 Jun 2012
Championships Record CR	8.20	James STALLWORTH	USA	19	Plovdiv (Deveti Septemvri Stadium)	9 Aug 1990
World U20 Leading WU20L	8.12	Maikel Y. VIDAL	CUB	18	La Habana (CUB)	8 Jun 2018
Area U20 Record AU20R	National U20 Record NU20R			Personal Best PB	Season Best SB	

Group A		10 July 2018		11:20 START TIME		20° C		60 %	
						TEMPERATURE		HUMIDITY	
						21° C		53 %	
				12:09 END TIME					
PLACE	BIB	NAME	COUNTRY	DATE of BIRTH	ORDER	RESULT	1	2	3
1	1232	Yuki HASHIOKA	JPN	23 Jan 99	12	7.92 Q +1.1	7.35 +1.2	7.92 +1.1	
2	1136	Keqi ZHOU	CHN	4 Feb 99	8	7.65 q +3.1	X 0.0	7.65 w +3.1	X +0.2
3	1226	Shakwon COKE	JAM	7 Oct 99	6	7.55 q 0.0	X -0.3	7.51 w +2.8	7.55 0.0
4	1252	Bartosz GABKA	POL	27 May 99	14	7.51 q +0.1	7.06 -0.8	7.06 +0.6	7.51 +0.1
5	1296	JuVaughn BLAKE	USA	30 Apr 99	2	7.49 q -1.1	X +2.4	7.49 -1.1	7.10 +0.4
6	1246	Sandro DIERGAARDT	NAM	99	11	7.41 +2.4	7.22 +1.6	7.41 w +2.4	7.22 +0.2
7	1141	Lester A. LESCAY	CUB	15 Oct 01	5	7.36 +2.1	X +1.3	7.36 w +2.1	X -0.1
8	1209	Sathyanatan LOKESH	IND	21 Dec 99	1	7.31 +1.8	7.31 +1.8	7.22 -0.6	X
9	354	Dominik PÁZMÁNDI	HUN	6 Apr 00	7	7.24 0.0	7.17 +0.7	7.24	X 0.0
10	1124	Westley BERALDO	BRA	11 Mar 99	3	7.19 +0.3	X +3.7	6.94 -1.1	7.19 +0.3
11	1138	Marko CEKO	CRO	3 Aug 00	13	7.18 -1.2	X -1.5	7.17 +1.6	7.18 -1.2
12	1262	Andreas Samuel BUCSA	ROU	4 May 00	10	7.15 +1.1	X +0.2	X +2.0	7.15 +1.1
13	1196	Alexios ARGYROPOULOS	GRE	4 Sep 00	9	7.14 +0.1	6.75 +0.1	7.14 +0.1	7.13 -0.3
14	1244	Victor CASTRO	MEX	23 Jan 99	4	7.13 +0.1	6.78 -1.4	7.13 +0.1	X +0.3



RESULTS
Long Jump Men - Qualification

Group B

10 July 2018 11:20 START TIME 20° C TEMPERATURE 60 % HUMIDITY
12:16 END TIME 21° C 53 %

PLACE	BIB	NAME	COUNTRY	DATE of BIRTH	ORDER	RESULT	1	2	3
1	1228	Wayne PINNOCK	JAM	24 Oct 00	5	7.76 Q +1.7	7.76 +1.7		
2	1236	Yugo SAKAI	JPN	1 May 99	2	7.69 q PB +2.0	7.69 +2.0	7.43 -1.5	7.49 +0.1
3	1213	M SREESHANKAR	IND	27 Mar 99	13	7.68 q -0.3	7.60 -2.1	7.56 -0.2	7.68 -0.3
4	634	Andriy AVRAMENKO	UKR	17 Mar 00	8	7.61 q +1.6	7.57 +1.6	7.61 +1.6	7.35 +0.1
5	1295	Rayvon ALLEN	USA	14 Jun 99	9	7.58 q +2.2	7.36 +1.3	7.58 w +2.2	X +1.1
6	1254	Piotr TARKOWSKI	POL	10 Aug 99	12	7.58 q +0.2	X +1.9	X +0.6	7.58 +0.2
7	1143	Maikel Y. VIDAL	CUB	6 Jan 00	10	7.42 q -0.5	7.30 +1.0	X +2.4	7.42 -0.5
8	1170	Enzo HODEBAR	FRA	17 May 99	3	7.39 +0.1	X +2.3	7.01 -1.3	7.39 +0.1
9	1135	Zhanfei ZHANG	CHN	22 Dec 99	11	7.34 +0.1	7.34 +0.1	X +0.6	X -0.3
10	1187	Luka HERDEN	GER	9 Feb 00	1	7.29 0.0	X +1.8	7.10 -0.9	7.29
11	123	Benjamin SCHMIDTCHEN	AUS	9 Feb 00	6	7.19 -0.7	7.19 -0.7	6.95 +0.9	7.17 -1.1
12	1223	Denis RIGAMONTI	ITA	15 Nov 99	7	6.72 +2.0	X +0.3	6.72 +2.0	6.43 +0.3
	1249	Benjamin ARINZE	NGR	00	4	DNS			

ALL-TIME TOP LIST

SEASON TOP LIST

RESULT	NAME	VENUE	DATE	RESULT	NAME	VENUE	2018
8.35	Serqey MORGUNOV (RUS)	Cheboksary	20 Jun 12	8.12	Maikel Y. VIDAL (CUB)	La Habana (CUB)	8 Jun
8.34	Randy WILLIAMS (USA)	München (Olympiastadion)	8 Sep 72	8.09	Yuki HASHIOKA (JPN)	Yamaguchi (JPN)	23 Jun
8.33	Maykel MASSÓ (CUB)	Madrid (Moratalaz)	14 Jul 17	8.07	Lester A. LESCAY (CUB)	La Habana (CUB)	8 Jun
8.31	Yuhao SHI (CHN)	Beijing	25 Jun 17	7.99	M SREESHANKAR (IND)	Patiala (IND)	6 Mar
8.30	Miltiadis TENTOGLOU (GRE)	Pátra (Pampeloponnisiakó)	18 Jun 17	7.96	Wayne PINNOCK (JAM)	Kingston (JAM)	23 Jun
8.28	Luis Alberto BUENO (CUB)	La Habana	16 Jul 88	7.92	Maykel MASSÓ (CUB)	Roma (ITA)	31 May
8.28	Juan Miquel ECHEVARRÍA (CUB)	Madrid (Moratalaz)	14 Jul 17	7.84	JuVaughn BLAKE (USA)	Tampa, FL (USA)	24 May
8.27	Eusebio CÁCERES (ESP)	Barcelona (Estadio Olímpico)	30 Jul 10	7.84	Hua-Yu WEN (TPE)	Taipei (TPE)	26 May
8.25	Jianan WANG (CHN)	Shanghai (SS)	17 May 15	7.78	Marko CEKO (CRO)	Zagreb (CRO)	23 May
8.24	Eric METCALF (USA)	Indianapolis, IN	6 Jun 86	7.75	Benjamin SCHMIDTCHEN (AUS)	Jämsä (FIN)	30 Jun
8.24	Vladimir OCHKAN (URS)	Leningrad	21 Jun 87				



RESULTS

Triple Jump Men - Final



RECORDS	RESULT	NAME	COUNTRY	AGE	VENUE	DATE
World U20 Record	WU20R	17.50	Volker MAI	GDR	19	Erfurt 23 Jun 1985
Championships Record	CR	17.15	Jordan A. DÍAZ	CUB	17	Tampere 14 Jul 2018
World U20 Leading	WU20L	17.41	Jordan A. DÍAZ	CUB	17	La Habana (CUB) 8 Jun 2018
Area U20 Record	AU20R		National U20 Record	NU20R	Personal Best	PB
					Season Best	SB

14 July 2018 15:00 START TIME 25° C 47 %
 TEMPERATURE HUMIDITY
 16:23 END TIME 26° C 45 %

PLACE	BIB	NAME	COUNTRY	DATE of BIRTH	ORDER	RESULT	1	2	3	ORDER	4	5	6
1	1140	Jordan A. DÍAZ	CUB	23 Feb 01	6	17.15 +0.1	16.84 +1.4	16.91 0.0	17.15 -0.4	8	X +0.8	17.15 +0.1	X +1.2
2	1172	Martin LAMOU	FRA	13 May 99	9	16.44 +0.6	16.44 +0.6	X +0.5	r	7			
3	1176	Jonathan SEREMES	FRA	3 Sep 00	10	16.18 +1.9	X +0.7	15.68 +0.1	16.04 +0.3	6	X +0.1	16.18 +1.9	15.94 +0.2
4	1104	Aramayis SARGSYAN	ARM	21 Feb 99	1	15.89 +1.1	X -0.4	14.78 -0.3	15.89 +1.1	5	15.01 -0.2	X +2.0	14.42 -1.0
5	1208	Kangaraj KAMALRAJ	IND	3 Oct 99	4	15.82 +1.3	15.56 -0.1	X +0.8	15.82 +1.3	4	X 0.0	X +1.5	X +0.4
6	1266	Florin Alexandru VISAN	ROU	3 Apr 99	5	15.72 +1.9	15.21 +1.3	X +0.5	15.72 +1.9	3	X +0.8	15.24 -0.1	15.71 +0.5
7	1132	Qinwei LIN	CHN	11 Jul 99	7	15.71 +0.5	15.45 +1.3	15.60 +0.5	15.71 +0.5	2	15.35 +1.4	X -0.7	14.43 +1.0
8	1239	Philip Musyoka MWEMA	KEN	28 Feb 00	3	15.70 +0.6	15.45 -0.7	15.70 +0.6	15.30 +0.7	1	15.59 +0.7	15.31 -0.3	15.41 +0.4
9	1135	Zhanfei ZHANG	CHN	22 Dec 99	2	15.61 +0.7	X -1.7	15.61 +0.7	15.27 +1.2				
10	1229	Yuki AKIYAMA	JPN	9 Nov 00	11	15.40 +1.0	15.40 +1.0	15.28 +0.3	14.98 +0.1				
11	1151	Kevin Xavier CACHINGRE	ECU	20 Sep 99	12	15.23 +0.4	X -0.9	15.23 +0.4	14.94 +0.2				
12	1217	Simone BIASUTTI	ITA	1 Oct 99	8	15.16 +0.3	X -0.1	X 0.0	15.16 +0.3				

ALL-TIME TOP LIST				SEASON TOP LIST			
RESULT	NAME	VENUE	DATE	RESULT	NAME	VENUE	2018
17.50	Volker MAI (GDR)	Erfurt	23 Jun 85	17.41	Jordan A. DÍAZ (CUB)	La Habana (CUB)	8 Jun
17.42	Khristo MARKOV (BUL)	Sofia	19 May 84	16.76	Martin LAMOU (FRA)	Montgeron (FRA)	13 May
17.41	Jordan A. DÍAZ (CUB)	La Habana (CUB)	8 Jun 18	16.59	Edislay HODELIN (CUB)	Camagüey (CUB)	4 Feb
17.40	Pedro PEREZ DUEÑAS (CUB)	Cali	5 Aug 71	16.37	Christian EDWARDS (USA)	Eugene (USA)	8 Jun
17.40	Ernesto REVÉ (CUB)	La Habana (Estadio Panamericano)	10 Jun 11	16.36	Arturo RODRÍGUEZ (CUB)	Camagüey (CUB)	29 Jun
17.31	Arnie David GIRAT (CUB)	Saint-Denis (Stade de France)	23 Aug 03	16.34	Andy E. HECHAVARRÍA (CUB)	Camagüey (CUB)	4 Feb
17.29	James BECKFORD (JAM)	Tempe, AZ	2 Apr 94	16.29	Julio César CARBONELL (CUB)	Camagüey (CUB)	29 Jun
17.27	Cristian NÁPOLES (CUB)	Habana (Estadio Panamericano)	17 Mar 17	16.22	Florin Alexandru VISAN (ROU)	Pitesti (ROU)	30 Jun
17.24	Lázaro MARTÍNEZ (CUB)	Habana (Estadio Panamericano)	1 Feb 14	16.20	Andrea DALLAVALLE (ITA)	Modena (ITA)	5 May
17.23	Yoelbi QUESADA (CUB)	La Habana	13 May 92	16.18	Jonathan SEREMES (FRA)	Tampere	14 Jul
17.23	Junjie GU (CHN)	Hefei	26 Sep 04				



SUMMARY



Triple Jump Men - Qualification

With qualifying standard of 15.80 (Q) or at least the 12 best performers (q) advance to the Final

RECORDS	RESULT	NAME	COUNTRY	AGE	VENUE	DATE
World U20 Record WU20R	17.50	Volker MAI	GDR	19	Erfurt	23 Jun 1985
Championships Record CR	17.13	Lázaro MARTÍNEZ	CUB	17	Eugene (Hayward Field), OR	27 Jul 2014
World U20 Leading WU20L	17.41	Jordan A. DÍAZ	CUB	17	La Habana (CUB)	8 Jun 2018
Area U20 Record AU20R	National U20 Record NU20R		Personal Best PB		Season Best SB	

13 July 2018

RANK	PLACE	GROUP	BIB	NAME	COUNTRY	DATE OF BIRTH	RESULT	WIND
1	1	B	1140	Jordan A. DÍAZ	CUB	23 Feb 01	17.09	Q +0.7
2	1	A	1172	Martin LAMOU	FRA	13 May 99	16.26	Q -0.2
3	2	A	1208	Kangaraj KAMALRAJ	IND	3 Oct 99	15.98	Q SB +1.4
4	2	B	1104	Aramayis SARGSYAN	ARM	21 Feb 99	15.94	Q PB +0.4
5	3	B	1151	Kevin Xavier CACHINGRE	ECU	20 Sep 99	15.86	Q PB +0.3
6	4	B	1176	Jonathan SEREMES	FRA	3 Sep 00	15.85	Q PB +0.8
7	3	A	1132	Qinwei LIN	CHN	11 Jul 99	15.80	Q PB -0.1
8	4	A	1217	Simone BIASUTTI	ITA	1 Oct 99	15.70	q PB -0.6
9	5	A	1229	Yuki AKIYAMA	JPN	9 Nov 00	15.70	q +0.1
10	5	B	1239	Philip Musyoka MWEMA	KEN	28 Feb 00	15.69	q -0.3
11	6	B	1266	Florin Alexandru VISAN	ROU	3 Apr 99	15.69	q -0.2
12	7	B	1135	Zhanfei ZHANG	CHN	22 Dec 99	15.68	q +0.6
13	6	A	1286	Artem KONOVALENKO	UKR	11 May 00	15.67	+0.1
14	7	A	1263	Razvan-Cristian GRECU	ROU	23 Dec 99	15.65	SB 0.0
15	8	A	1137	Johnny MONTENEGRO	COL	6 Jan 99	15.63	+0.9
16	9	A	1152	Frixon David CHILA	ECU	18 Aug 00	15.57	0.0
17	10	A	1300	Christian EDWARDS	USA	23 Mar 99	15.53	+0.3
18	8	B	1115	Jonathan Edward MILLER	BAR	22 Aug 00	15.46	+0.4
19	9	B	1291	Artur MALYSHENKO	UKR	9 Jul 99	15.44	+0.3
20	11	A	1162	likka ALINGUÉ	FIN	10 Nov 99	15.11	+0.6
21	10	B	1280	Batuhan ÇAKIR	TUR	01	14.83	+1.3
22	12	A	1227	Owayne OWENS	JAM	8 Mar 00	14.79	-0.1
		A	1201	Andreas PANTAZIS	GRE	4 Jun 00	NM	

ALL-TIME TOP LIST				SEASON TOP LIST			
RESULT	NAME	VENUE	DATE	RESULT	NAME	VENUE	2018
17.50	Volker MAI (GDR)	Erfurt	23 Jun 85	17.41	Jordan A. DÍAZ (CUB)	La Habana (CUB)	8 Jun
17.42	Khristo MARKOV (BUL)	Sofia	19 May 84	16.76	Martin LAMOU (FRA)	Montgeron (FRA)	13 May
17.41	Jordan A. DÍAZ (CUB)	La Habana (CUB)	8 Jun 18	16.59	Edislay HODELIN (CUB)	Camagüey (CUB)	4 Feb
17.40	Pedro PEREZ DUEÑAS (CUB)	Cali	5 Aug 71	16.37	Christian EDWARDS (USA)	Eugene (USA)	8 Jun
17.40	Ernesto REVÉ (CUB)	La Habana (Estadio Panamericano)	10 Jun 11	16.36	Arturo RODRÍGUEZ (CUB)	Camagüey (CUB)	29 Jun
17.31	Arnie David GIRAT (CUB)	Saint-Denis (Stade de France)	23 Aug 03	16.34	Andy E. HECHAVARRÍA (CUB)	Camagüey (CUB)	4 Feb
17.29	James BECKFORD (JAM)	Tempe, AZ	2 Apr 94	16.29	Julio César CARBONELL (CUB)	Camagüey (CUB)	29 Jun
17.27	Cristian NÁPOLES (CUB)	La Habana (Estadio Panamericano)	17 Mar 17	16.22	Florin Alexandru VISAN (ROU)	Pitesti (ROU)	30 Jun
17.24	Lázaro MARTÍNEZ (CUB)	La Habana (Estadio Panamericano)	1 Feb 14	16.20	Andrea DALLAVALLE (ITA)	Modena (ITA)	5 May
17.23	Yoelbi QUESADA (CUB)	La Habana	13 May 92	16.16	Yusniel JORRÍN (CUB)	Camagüey (CUB)	4 Feb
17.23	Junjie GU (CHN)	Hefei	26 Sep 04				



RESULTS



Triple Jump Men - Qualification

With qualifying standard of 15.80 (Q) or at least the 12 best performers (q) advance to the Final

RECORDS	RESULT	NAME	COUNTRY	AGE	VENUE	DATE	
World U20 Record	WU20R	17.50	Volker MAI	GDR	19	Erfurt 23 Jun 1985	
Championships Record	CR	17.13	Lázaro MARTÍNEZ	CUB	17	Eugene (Hayward Field), OR 27 Jul 2014	
World U20 Leading	WU20L	17.41	Jordan A. DÍAZ	CUB	17	La Habana (CUB) 8 Jun 2018	
Area U20 Record	AU20R	National U20 Record	NU20R	Personal Best	PB	Season Best	SB

Group A

13 July 2018 18:00 START TIME 26° C 45%
TEMPERATURE HUMIDITY
18:47 END TIME 26° C 45%

PLACE	BIB	NAME	COUNTRY	DATE OF BIRTH	ORDER	RESULT	1	2	3
1	1172	Martin LAMOU	FRA	13 May 99	2	16.26 Q -0.2	X +0.9	16.26 -0.2	
2	1208	Kangaraj KAMALRAJ	IND	3 Oct 99	5	15.98 Q SB +1.4	15.98 +1.4		
3	1132	Qinwei LIN	CHN	11 Jul 99	7	15.80 Q PB -0.1	15.80 -0.1		
4	1217	Simone BIASUTTI	ITA	1 Oct 99	8	15.70 q PB -0.6	15.70 -0.6	14.92 +0.6	15.33 +0.2
5	1229	Yuki AKIYAMA	JPN	9 Nov 00	13	15.70 q +0.1	X 0.0	14.74 -0.4	15.70 +0.1
6	1286	Artem KONOVALENKO	UKR	11 May 00	12	15.67 +0.1	15.67 +0.1	X -0.1	X +0.7
7	1263	Razvan-Cristian GRECU	ROU	23 Dec 99	11	15.65 SB 0.0	15.63 +0.2	15.48 +0.1	15.65 0.0
8	1137	Johnny MONTENEGRO	COL	6 Jan 99	6	15.63 +0.9	15.63 +0.9	15.05 0.0	15.56 +0.2
9	1152	Frixon David CHILA	ECU	18 Aug 00	10	15.57 0.0	15.57 0.0	X +0.1	15.29 0.0
10	1300	Christian EDWARDS	USA	23 Mar 99	4	15.53 +0.3	15.53 +0.3	X -0.6	14.74 +0.5
11	1162	Iikka ALINGUÉ	FIN	10 Nov 99	1	15.11 +0.6	14.96 +0.8	X	15.11 +0.6
12	1227	Owayne OWENS	JAM	8 Mar 00	9	14.79 -0.1	X +0.2	X -0.4	14.79 -0.1
	1201	Andreas PANTAZIS	GRE	4 Jun 00	3	NM	X +0.4	X 0.0	X +1.3

Group B

13 July 2018 18:00 START TIME 26° C 45%
TEMPERATURE HUMIDITY
18:40 END TIME 26° C 45%

PLACE	BIB	NAME	COUNTRY	DATE OF BIRTH	ORDER	RESULT	1	2	3
1	1140	Jordan A. DÍAZ	CUB	23 Feb 01	5	17.09 Q +0.7	17.09 +0.7		
2	1104	Aramayis SARGSYAN	ARM	21 Feb 99	10	15.94 Q PB +0.4	15.68 -0.2	15.94 +0.4	
3	1151	Kevin Xavier CACHINGRE	ECU	20 Sep 99	9	15.86 Q PB +0.3	14.80 -0.1	15.86 +0.3	
4	1176	Jonathan SEREMES	FRA	3 Sep 00	3	15.85 Q PB +0.8	15.85 +0.8		
5	1239	Philip Musyoka MWEMA	KEN	28 Feb 00	8	15.69 q -0.3	15.69 -0.3	15.68 +1.0	15.22 +0.1
6	1266	Florin Alexandru VISAN	ROU	3 Apr 99	1	15.69 q -0.2	X +0.5	15.69 -0.2	15.52 +0.2
7	1135	Zhanfei ZHANG	CHN	22 Dec 99	7	15.68 q +0.6	14.60 -0.1	15.34 +0.3	15.68 +0.6
8	1115	Jonathan Edward MILLER	BAR	22 Aug 00	4	15.46 +0.4	X +0.9	X -0.2	15.46 +0.4
9	1291	Artur MALYSHENKO	UKR	9 Jul 99	6	15.44 +0.3	15.44 +0.3	15.30 -0.6	15.26 +0.1
10	1280	Batuhan ÇAKIR	TUR	01	2	14.83 +1.3	14.83 +1.3	14.79 -0.2	14.82 -0.3

RESULTS
Triple Jump Men - Qualification

ALL-TIME TOP LIST				SEASON TOP LIST			
RESULT	NAME	VENUE	DATE	RESULT	NAME	VENUE	2018
17.50	Volker MAI (GDR)	Erfurt	23 Jun 85	17.41	Jordan A. DÍAZ (CUB)	La Habana (CUB)	8 Jun
17.42	Khristo MARKOV (BUL)	Sofia	19 May 84	16.76	Martin LAMOU (FRA)	Montgeron (FRA)	13 May
17.41	Jordan A. DÍAZ (CUB)	La Habana (CUB)	8 Jun 18	16.59	Edislay HODELIN (CUB)	Camagüey (CUB)	4 Feb
17.40	Pedro PEREZ DUEÑAS (CUB)	Cali	5 Aug 71	16.37	Christian EDWARDS (USA)	Eugene (USA)	8 Jun
17.40	Ernesto REVÉ (CUB)	La Habana (Estadio Panamericano)	10 Jun 11	16.36	Arturo RODRÍGUEZ (CUB)	Camagüey (CUB)	29 Jun
17.31	Arnie David GIRAT (CUB)	s Saint-Denis (Stade de France)	23 Aug 03	16.34	Andy E. HECHAVARRÍA (CUB)	Camagüey (CUB)	4 Feb
17.29	James BECKFORD (JAM)	Tempe, AZ	2 Apr 94	16.29	Julio César CARBONELL (CUB)	Camagüey (CUB)	29 Jun
17.27	Cristian NÁPOLES (CUB)	Habana (Estadio Panamericano)	17 Mar 17	16.22	Florin Alexandru VISAN (ROU)	Pitesti (ROU)	30 Jun
17.24	Lázaro MARTÍNEZ (CUB)	Habana (Estadio Panamericano)	1 Feb 14	16.20	Andrea DALLAVALLE (ITA)	Modena (ITA)	5 May
17.23	Yoelbi QUESADA (CUB)	La Habana	13 May 92	16.16	Yusniel JORRÍN (CUB)	Camagüey (CUB)	4 Feb
17.23	Junjie GU (CHN)	Hefei	26 Sep 04				



RESULTS

Shot Put (6kg) Men - Final



RECORDS	RESULT	NAME	COUNTRY	AGE	VENUE	DATE		
World U20 Record	WU20R	23.00	Jacko GILL	NZL	19	Auckland (North Shore) 18 Aug 2013		
Championships Record	CR	22.30	Andrei TOADER	ROU	19	Bydgoszcz (Stadion Zawisza) 19 Jul 2016		
World U20 Leading	WU20L	22.07	Kyle BLIGNAUT	RSA	19	Tampere 10 Jul 2018		
Area U20 Record	AU20R		National U20 Record	NU20R	Personal Best	PB	Season Best	SB

10 July 2018 18:10 START TIME 23° C 44 %
 TEMPERATURE HUMIDITY
 19:16 END TIME 23° C 44 %

PLACE	BIB	NAME	COUNTRY	DATE of BIRTH	ORDER	RESULT	1	2	3	ORDER	4	5	6	
1	1267	Kyle BLIGNAUT	RSA	9 Nov 99	11	22.07	WU20L	20.89	21.12	20.87	8	20.61	22.07	21.18
2	1309	Adrian PIPERI	USA	20 Jan 99	5	22.06	AU20R	20.73	20.83	21.01	6	20.89	22.06	21.58
3	1200	Odysseas MOUZENIDIS	GRE	30 Jun 99	6	21.07	NU20R	X	20.59	21.07	7	20.84	X	X
4	1120	Dzmitry KARPUK	BLR	5 Nov 99	1	20.84		19.01	20.84	20.20	5	X	X	X
5	1123	Aleh TAMASHEVICH	BLR	31 May 00	7	20.37	PB	20.37	X	X	4	19.09	19.93	X
6	1312	Jordan WEST	USA	27 Jun 99	10	19.86		19.86	19.69	X	3	X	X	X
7	1105	Aiden HARVEY	AUS	16 Apr 99	2	19.85	PB	18.17	19.48	19.08	2	19.17	19.13	19.85
8	1250	Ryan BALLANTYNE	NZL	8 Jan 99	8	19.39		18.89	19.39	X	1	19.25	X	X
9	1290	Artem LEVCHENKO	UKR	3 Sep 99	12	19.24	PB	19.24	X	18.97				
10	1161	Eero AHOLA	FIN	15 Jan 99	3	19.23		19.23	18.85	18.85				
11	1107	Alexander KOLESNIKOFF	AUS	30 Sep 00	9	18.28		18.17	18.28	X				
12	1114	Triston GIBBONS	BAR	1 Jan 99	4	18.02		X	17.71	18.02				

ALL-TIME TOP LIST				SEASON TOP LIST			
RESULT	NAME	VENUE	DATE	RESULT	NAME	VENUE	2018
23.00	Jacko GILL (NZL)	Auckland (North Shore)	18 Aug 13	22.07	Kyle BLIGNAUT (RSA)	Tampere	10 Jul
22.94	Konrad BUKOWIECKI (POL)	Bojanowo	1 May 16	22.06	Adrian PIPERI (USA)	Tampere	10 Jul
22.73	David STORL (GER)	Osterode (Jahnstadion)	14 Jul 09	21.44	Dzmitry KARPUK (BLR)	Brest (BLR)	28 Apr
22.30	Andrei TOADER (ROU)	Bydgoszcz (Stadion Zawisza)	19 Jul 16	21.16	Jordan WEST (USA)	Bloomington, IN (USA)	16 Jun
22.07	Kyle BLIGNAUT (RSA)	Tampere	10 Jul 18	21.07	Odysseas MOUZENIDIS (GRE)	Tampere	10 Jul
22.06	Adrian PIPERI (USA)	Tampere	10 Jul 18	20.74	Valentin MOLL (GER)	Halle (GER)	26 May
22.02	Jordan GEIST (USA)	Trujillo, PER	23 Jul 17	20.37	Aleh TAMASHEVICH (BLR)	Tampere	10 Jul
21.96	Edis ELKASEVIC (CRO)	Zagreb	29 Jun 02	20.14	John MEYER (USA)	Bloomington, IN (USA)	16 Jun
21.90	John MAURINS (USA)	Eugene (Hayward Field), OR	26 Jun 15	19.92	Ryan BALLANTYNE (NZL)	Sydney (AUS)	16 Mar
21.79	Mostafa Amr HASSAN (EGY)	Al-Qâhirah	23 Apr 14	19.85	Eero AHOLA (FIN)	Kokemäki (FIN)	28 Jun
				19.85	Aiden HARVEY (AUS)	Tampere	10 Jul



SUMMARY



Shot Put (6kg) Men - Qualification

With qualifying standard of 19.60 (Q) or at least the 12 best performers (q) advance to the Final

RECORDS	RESULT	NAME	COUNTRY	AGE	VENUE	DATE
World U20 Record WU20R	23.00	Jacko GILL	NZL	19	Auckland (North Shore)	18 Aug 2013
Championships Record CR	22.30	Andrei TOADER	ROU	19	Bydgoszcz (Stadion Zawisza)	19 Jul 2016
World U20 Leading WU20L	21.65	Kyle BLIGNAUT	RSA	19	Boksburg (RSA)	28 Apr 2018
Area U20 Record AU20R	National U20 Record NU20R		Personal Best PB		Season Best SB	

10 July 2018

RANK	PLACE	GROUP	BIB	NAME	COUNTRY	DATE of BIRTH	RESULT	
1	1	A	1309	Adrian PIPERI	USA	20 Jan 99	21.42	Q
2	2	A	1200	Odysseas MOUZENIDIS	GRE	30 Jun 99	20.36	Q
3	1	B	1123	Aleh TAMASHEVICH	BLR	31 May 00	20.16	Q PB
4	3	A	1120	Dzmitry KARPUK	BLR	5 Nov 99	19.66	Q
5	2	B	1267	Kyle BLIGNAUT	RSA	9 Nov 99	19.60	Q
6	4	A	1114	Triston GIBBONS	BAR	1 Jan 99	19.44	q
7	3	B	1105	Aiden HARVEY	AUS	16 Apr 99	19.39	q
8	4	B	1312	Jordan WEST	USA	27 Jun 99	19.20	q
9	5	A	1250	Ryan BALLANTYNE	NZL	8 Jan 99	19.03	q
10	5	B	1161	Eero AHOLA	FIN	15 Jan 99	19.02	q
11	6	A	1107	Alexander KOLESNIKOFF	AUS	30 Sep 00	18.93	q
12	7	A	1290	Artem LEVCHENKO	UKR	3 Sep 99	18.91	q PB
13	6	B	1192	Valentin MOLL	GER	21 Jun 99	18.89	
14	8	A	1206	Ashish BHOLOTHIA	IND	11 Nov 99	18.62	PB
15	9	A	1281	Alperen KARAHAN	TUR	27 Oct 00	18.51	
16	7	B	1198	Iason MACHAIRAS	GRE	17 Nov 00	18.27	
17	10	A	1148	Tadeáš PROCHÁZKA	CZE	30 Jul 99	18.17	
18	8	B	1274	Bogdan ZDRAVKOVIC	SRB	27 Mar 99	17.98	
19	11	A	1194	Timo NORTHOFF	GER	18 Jan 00	17.84	
20	12	A	1276	Adrián BARAN	SVK	14 Dec 99	17.81	
21	9	B	1117	Nermin ŠITKOVAC	BIH	14 Sep 00	17.62	
22	10	B	1173	Fred MOUDANI-LIKIBI	FRA	10 May 99	17.23	
23	11	B	1240	Jinseong YEO	KOR	14 May 99	17.05	
24	13	A	1222	Alessandro PACE	ITA	13 Jul 99	16.95	
25	12	B	1153	Motaz Mohamed Elsaid EL GOHARY	EGY	7 Dec 00	16.83	
26	13	B	1251	Nick PALMER	NZL	12 Jun 00	16.82	

ALL-TIME TOP LIST

RESULT	NAME	VENUE	DATE
23.00	Jacko GILL (NZL)	Auckland (North Shore)	18 Aug 13
22.94	Konrad BUKOWIECKI (POL)	Bojanowo	1 May 16
22.73	David STORL (GER)	Osterode (Jahnstadion)	14 Jul 09
22.30	Andrei TOADER (ROU)	Bydgoszcz (Stadion Zawisza)	19 Jul 16
22.02	Jordan GEIST (USA)	Trujillo, PER	23 Jul 17
21.96	Edis ELKASEVIC (CRO)	Zagreb	29 Jun 02
21.90	John MAURINS (USA)	Eugene (Hayward Field), OR	26 Jun 15
21.79	Mostafa Amr HASSAN (EGY)	Al-Qâhirah	23 Apr 14
21.78	Krzysztof BRZOWSKI (POL)	celona (Estadio Olímpico)	11 Jul 12
21.68	Marin PREMERU (CRO)	Rijeka	19 May 09

SEASON TOP LIST

RESULT	NAME	VENUE	2018
21.65	Kyle BLIGNAUT (RSA)	Boksburg (RSA)	28 Apr
21.50	Adrian PIPERI (USA)	Bloomington, IN (USA)	16 Jun
21.44	Dzmitry KARPUK (BLR)	Brest (BLR)	28 Apr
21.16	Jordan WEST (USA)	Bloomington, IN (USA)	16 Jun
20.74	Valentin MOLL (GER)	Halle (GER)	26 May
20.70	Odysseas MOUZENIDIS (GRE)	Trikala (GRE)	16 Jun
20.16	Aleh TAMASHEVICH (BLR)	Tampere	10 Jul
20.14	John MEYER (USA)	Bloomington, IN (USA)	16 Jun
19.92	Ryan BALLANTYNE (NZL)	Sydney (AUS)	16 Mar
19.85	Eero AHOLA (FIN)	Kokemäki (FIN)	28 Jun



RESULTS



Shot Put (6kg) Men - Qualification

With qualifying standard of 19.60 (Q) or at least the 12 best performers (q) advance to the Final

RECORDS	RESULT	NAME	COUNTRY	AGE	VENUE	DATE
World U20 Record	WU20R	23.00	Jacko GILL	NZL	19	Auckland (North Shore) 18 Aug 2013
Championships Record	CR	22.30	Andrei TOADER	ROU	19	Bydgoszcz (Stadion Zawisza) 19 Jul 2016
World U20 Leading	WU20L	21.65	Kyle BLIGNAUT	RSA	19	Boksburg (RSA) 28 Apr 2018

Area U20 Record **AU20R** National U20 Record **NU20R** Personal Best **PB** Season Best **SB**

Group A

10 July 2018 09:11 START TIME 19° C TEMPERATURE 60 % HUMIDITY
09:45 END TIME 19° C 60 %

PLACE	BIB	NAME	COUNTRY	DATE OF BIRTH	ORDER	RESULT	1	2	3
1	1309	Adrian PIPERI	USA	20 Jan 99	8	21.42 Q	21.42		
2	1200	Odysseas MOUZENIDIS	GRE	30 Jun 99	10	20.36 Q	20.36		
3	1120	Dzmitry KARPUK	BLR	5 Nov 99	5	19.66 Q	19.66		
4	1114	Triston GIBBONS	BAR	1 Jan 99	13	19.44 q	18.34	19.44	X
5	1250	Ryan BALLANTYNE	NZL	8 Jan 99	12	19.03 q	18.62	18.61	19.03
6	1107	Alexander KOLESNIKOFF	AUS	30 Sep 00	7	18.93 q	18.89	18.93	X
7	1290	Artem LEVCHENKO	UKR	3 Sep 99	4	18.91 q PB	18.54	18.91	18.48
8	1206	Ashish BHOLOTHIA	IND	11 Nov 99	9	18.62 PB	16.94	X	18.62
9	1281	Alperen KARAHAN	TUR	27 Oct 00	1	18.51	18.51	18.48	X
10	1148	Tadeáš PROCHÁZKA	CZE	30 Jul 99	3	18.17	18.17	18.10	17.24
11	1194	Timo NORTHOFF	GER	18 Jan 00	6	17.84	X	17.07	17.84
12	1276	Adrián BARAN	SVK	14 Dec 99	11	17.81	17.73	17.41	17.81
13	1222	Alessandro PACE	ITA	13 Jul 99	2	16.95	16.72	16.70	16.95

Group B

10 July 2018 10:25 START TIME 20° C TEMPERATURE 56 % HUMIDITY
10:57 END TIME 20° C 60 %

PLACE	BIB	NAME	COUNTRY	DATE OF BIRTH	ORDER	RESULT	1	2	3
1	1123	Aleh TAMASHEVICH	BLR	31 May 00	8	20.16 Q PB	20.16		
2	1267	Kyle BLIGNAUT	RSA	9 Nov 99	1	19.60 Q	19.60		
3	1105	Aiden HARVEY	AUS	16 Apr 99	6	19.39 q	18.34	19.39	19.22
4	1312	Jordan WEST	USA	27 Jun 99	4	19.20 q	18.75	19.19	19.20
5	1161	Eero AHOLA	FIN	15 Jan 99	3	19.02 q	18.93	18.71	19.02
6	1192	Valentin MOLL	GER	21 Jun 99	2	18.89	X	18.89	18.45
7	1198	Iason MACHAIRAS	GRE	17 Nov 00	9	18.27	18.27	X	X
8	1274	Bogdan ZDRAVKOVIC	SRB	27 Mar 99	11	17.98	17.98	17.05	X
9	1117	Nermin ŠITKOVAC	BIH	14 Sep 00	5	17.62	17.17	17.36	17.62
10	1173	Fred MOUDANI-LIKIBI	FRA	10 May 99	7	17.23	17.23	17.21	16.98
11	1240	Jinseong YEO	KOR	14 May 99	13	17.05	X	X	17.05
12	1153	Motaz Mohamed Elsaid EL GOH	EGY	7 Dec 00	12	16.83	16.62	16.83	16.57
13	1251	Nick PALMER	NZL	12 Jun 00	10	16.82	X	X	16.82

ALL-TIME TOP LIST

RESULT	NAME	VENUE	DATE
23.00	Jacko GILL (NZL)	Auckland (North Shore)	18 Aug 13
22.94	Konrad BUKOWIECKI (POL)	Bojanowo	1 May 16
22.73	David STORL (GER)	Osterode (Jahnstadion)	14 Jul 09
22.30	Andrei TOADER (ROU)	Bydgoszcz (Stadion Zawisza)	19 Jul 16
22.02	Jordan GEIST (USA)	Trujillo, PER	23 Jul 17
21.96	Edis ELKASEVIC (CRO)	Zagreb	29 Jun 02
21.90	John MAURINS (USA)	Eugene (Hayward Field), OR	26 Jun 15
21.79	Mostafa Amr HASSAN (EGY)	Al-Qāhirah	23 Apr 14
21.78	Krzysztof BRZOWSKI (POL)	celona (Estadio Olímpico)	11 Jul 12
21.68	Marin PREMERU (CRO)	Rijeka	19 May 09

SEASON TOP LIST

RESULT	NAME	VENUE	2018
21.65	Kyle BLIGNAUT (RSA)	Boksburg (RSA)	28 Apr
21.50	Adrian PIPERI (USA)	Bloomington, IN (USA)	16 Jun
21.44	Dzmitry KARPUK (BLR)	Brest (BLR)	28 Apr
21.16	Jordan WEST (USA)	Bloomington, IN (USA)	16 Jun
20.74	Valentin MOLL (GER)	Halle (GER)	26 May
20.70	Odysseas MOUZENIDIS (GRE)	Trikala (GRE)	16 Jun
20.16	Aleh TAMASHEVICH (BLR)	Tampere	10 Jul
20.14	John MEYER (USA)	Bloomington, IN (USA)	16 Jun
19.92	Ryan BALLANTYNE (NZL)	Sydney (AUS)	16 Mar
19.85	Eero AHOLA (FIN)	Kokemäki (FIN)	28 Jun



RESULTS



Discus Throw (1.750kg) Men - Final

RECORDS	RESULT	NAME	COUNTRY	AGE	VENUE	DATE
World U20 Record WU20R	70.13	Mykyta NESTERENKO	UKR	17	Halle	24 May 2008
Championships Record CR	67.32	Margus HUNT	EST	19	Beijing (Chaoyang Sport Center)	16 Aug 2006
World U20 Leading WU20L	66.47	Mohamed Ibrahim MOAAZ	QAT	19	Cape Town (RSA)	3 Feb 2018
Area U20 Record AU20R		National U20 Record NU20R		Personal Best PB		Season Best SB

15 July 2018 13:41 START TIME 26° C 39 %
 TEMPERATURE HUMIDITY
 14:39 END TIME 27° C 39 %

PLACE	BIB	NAME	COUNTRY	DATE of BIRTH	ORDER	RESULT	1	2	3	ORDER	4	5	6
1	1225	Kai CHANG	JAM	29 Jan 00	9	62.36 PB	56.96	62.36	58.26	8	X	X	X
2	1119	Yauheni BAHUTSKI	BLR	7 Sep 99	12	61.75	60.17	61.31	60.76	7	61.75	X	X
3	1131	Claudio ROMERO	CHI	10 Jul 00	6	60.81 SB	60.81	X	58.66	6	X	X	X
4	1185	Tim ADER	GER	29 Jan 99	4	60.09 PB	57.14	58.47	60.09	5	58.01	58.80	X
5	1260	Mohamed Ibrahim MOAAZ	QAT	8 Feb 99	7	59.87	X	X	59.87	4	59.12	58.71	59.57
6	1134	Yuhan WANG	CHN	15 May 99	3	59.29	55.14	59.29	58.86	3	X	X	X
7	1145	Giorgos KONIARAKIS	CYP	7 Feb 99	11	58.04	58.04	56.92	X	2	X	57.89	X
8	1304	Elijah MASON	USA	19 Jan 99	10	57.96	X	57.96	X	1	X	X	56.77
9	1146	Jakub FOREJT	CZE	13 Jul 00	8	57.95	57.95	55.88	56.72				
10	1243	Martynas ALEKNA	LTU	25 Aug 00	2	57.30	X	57.30	56.33				
11	1186	Korbinian HAESSLER	GER	8 Feb 00	1	55.42	X	X	55.42				
	1258	Emanuel SOUSA	POR	4 Apr 99	5	NM	X	X	X				

ALL-TIME TOP LIST				SEASON TOP LIST			
RESULT	NAME	VENUE	DATE	RESULT	NAME	VENUE	2018
70.13	Mykyta NESTERENKO (UKR)	Halle	24 May 08	66.47	Mohamed Ibrahim MOAAZ (QAT)	Cape Town (RSA)	3 Feb
68.48	Martin MARKOVIC (CRO)	Varaždin	28 Jun 15	66.06	Kristjan CEH (SLO)	Vyškov (CZE)	16 Jun
68.02	Bartłomiej STÓJ (POL)	Eskilstuna	19 Jul 15	65.90	Giorgos KONIARAKIS (CYP)	Tel Aviv (ISR)	13 May
67.32	Marqus HUNT (EST)	Beijing (Chaoyang Sport Center)	16 Aug 06	64.76	Yauheni BAHUTSKI (BLR)	Tel Aviv (ISR)	13 May
66.88	Traves SMIKLE (JAM)	Kingston (NS), JAM	31 Mar 11	63.77	Roje STONA (JAM)	Nassau (BAH)	31 Mar
66.81	Matty DENNY (AUS)	Brisbane (QSAC)	23 Nov 14	62.87	Emanuel SOUSA (STP)	Mannheim (GER)	23 Jun
66.47	Mohamed Ibrahim MOAAZ (QAT)	Cape Town (RSA)	3 Feb 18	62.66	Hossein RASOULI (IRI)	Tehran (IRI)	26 Apr
66.45	Gordon WOLF (GER)	Halle	23 May 09	62.37	Mario A. DÍAZ (CUB)	La Habana (CUB)	9 Jun
66.41	Roje STONA (JAM)	Willemstad (Hato Stadium)	15 Apr 17	62.36	Kai CHANG (JAM)	Tampere	15 Jul
66.27	Clemens PRÜFER (GER)	Wiesbaden	15 May 16	61.78	Dabirac Miquel PÉREZ (CUB)	La Habana (CUB)	19 May



SUMMARY



Discus Throw (1.750kg) Men - Qualification

With qualifying standard of 60.00 (Q) or at least the 12 best performers (q) advance to the Final

RECORDS	RESULT	NAME	COUNTRY	AGE	VENUE	DATE
World U20 Record WU20R	70.13	Mykyta NESTERENKO	UKR	17	Halle	24 May 2008
Championships Record CR	67.32	Margus HUNT	EST	19	Beijing (Chaoyang Sport Center)	16 Aug 2006
World U20 Leading WU20L	66.47	Mohamed Ibrahim MOAAZ	QAT	19	Cape Town (RSA)	3 Feb 2018
Area U20 Record AU20R		National U20 Record NU20R			Personal Best PB	Season Best SB

14 July 2018

RANK	PLACE	GROUP	BIB	NAME	COUNTRY	DATE of BIRTH	RESULT	
1	1	B	1119	Yauheni BAHUTSKI	BLR	7 Sep 99	61.72	Q
2	2	B	1134	Yuhan WANG	CHN	15 May 99	60.38	Q PB
3	3	B	1260	Mohamed Ibrahim MOAAZ	QAT	8 Feb 99	59.46	q
4	1	A	1225	Kai CHANG	JAM	29 Jan 00	59.27	q
5	4	B	1146	Jakub FOREJT	CZE	13 Jul 00	58.72	q
6	2	A	1145	Giorgos KONIARAKIS	CYP	7 Feb 99	58.64	q
7	5	B	1185	Tim ADER	GER	29 Jan 99	58.38	q
8	3	A	1186	Korbinian HAESSLER	GER	8 Feb 00	58.35	q PB
9	6	B	1258	Emanuel SOUSA	POR	4 Apr 99	57.43	q
10	4	A	1304	Elijah MASON	USA	19 Jan 99	56.86	q
11	5	A	1243	Martynas ALEKNA	LTU	25 Aug 00	56.78	q
12	6	A	1131	Claudio ROMERO	CHI	10 Jul 00	56.71	q
13	7	B	1110	Conor MCLOUGHLIN	AUS	7 Apr 99	56.57	
14	8	B	1306	Gabriel OLADIPO	USA	17 Apr 99	56.53	
15	7	A	1272	Kristjan CEH	SLO	17 Feb 99	56.47	
16	8	A	1253	Jakub LEWOSZEWSKI	POL	7 Feb 00	56.42	
17	9	B	1114	Triston GIBBONS	BAR	1 Jan 99	56.31	
18	10	B	1142	Dabirac Miguel PÉREZ	CUB	8 Sep 00	56.20	
19	11	B	1150	Casper JØRGENSEN	DEN	11 Apr 99	56.02	
20	9	A	1147	Michal FOREJT	CZE	13 Jul 00	55.71	
21	10	A	1181	James TOMLINSON	GBR	11 Jan 00	54.95	
22	12	B	1154	Víctor FAUS	ESP	7 Apr 00	54.85	
23	13	B	1127	Marawan MEDANY	BRN	1 Feb 00	54.83	
24	11	A	1268	Ignatius MARAIS	RSA	4 Mar 99	54.56	
25	14	B	1214	Mahmoud MANSOURI YELSOUEI	IRI	6 May 99	54.52	
26	15	B	1175	Tom REUX	FRA	24 Feb 99	54.12	
27	12	A	1238	Kosei YAMASHITA	JPN	22 Nov 00	53.72	
28	16	B	1248	Shaquille EMANUELSON	NED	8 Jan 00	53.53	
29	13	A	1159	Aarón SOLÀ	ESP	1 Jul 99	53.41	
30	17	B	1129	Aleks HRISTOV	BUL	23 Mar 00	52.45	
31	14	A	1215	Hossein RASOULI	IRI	22 Dec 99	51.60	
32	15	A	1107	Alexander KOLESNIKOFF	AUS	30 Sep 00	50.75	
33	16	A	1183	Badri KIMADZE	GEO	27 Mar 99	50.31	
34	17	A	1161	Eero AHOLA	FIN	15 Jan 99	47.74	



SUMMARY
Discus Throw (1.750kg) Men - Qualification

14 July 2018

RANK	PLACE	GROUP	BIB	NAME	COUNTRY	DATE of BIRTH	RESULT
------	-------	-------	-----	------	---------	---------------	--------

ALL-TIME TOP LIST				SEASON TOP LIST			
RESULT	NAME	VENUE	DATE	RESULT	NAME	VENUE	2018
70.13	Mykyta NESTERENKO (UKR)	Halle	24 May 08	66.47	Mohamed Ibrahim MOAAZ (QAT)	Cape Town (RSA)	3 Feb
68.48	Martin MARKOVIC (CRO)	Varaždin	28 Jun 15	66.06	Kristjan CEH (SLO)	Vyškov (CZE)	16 Jun
68.02	Bartłomiej STÓJ (POL)	Eskilstuna	19 Jul 15	65.90	Giorqos KONIARAKIS (CYP)	Tel Aviv (ISR)	13 May
67.32	Marqus HUNT (EST)	Beijing (Chaoyang Sport Center)	16 Aug 06	64.76	Yauheni BAHUTSKI (BLR)	Tel Aviv (ISR)	13 May
66.88	Traves SMIKLE (JAM)	Kingston (NS), JAM	31 Mar 11	63.77	Roje STONA (JAM)	Nassau (BAH)	31 Mar
66.81	Matty DENNY (AUS)	Brisbane (QSAC)	23 Nov 14	62.87	Emanuel SOUSA (STP)	Mannheim (GER)	23 Jun
66.47	Mohamed Ibrahim MOAAZ (QAT)	Cape Town (RSA)	3 Feb 18	62.66	Hossein RASOULI (IRI)	Tehran (IRI)	26 Apr
66.45	Gordon WOLF (GER)	Halle	23 May 09	62.37	Mario A. DÍAZ (CUB)	La Habana (CUB)	9 Jun
66.41	Roje STONA (JAM)	Willemstad (Hato Stadium)	15 Apr 17	61.79	Kai CHANG (JAM)	Kingston (JAM)	22 Mar
66.27	Clemens PRÜFER (GER)	Wiesbaden	15 May 16	61.78	Dabirac Miguel PÉREZ (CUB)	La Habana (CUB)	19 May



RESULTS



Discus Throw (1.750kg) Men - Qualification

With qualifying standard of 60.00 (Q) or at least the 12 best performers (q) advance to the Final

RECORDS	RESULT	NAME	COUNTRY	AGE	VENUE	DATE
World U20 Record	WU20R	70.13	Mykyta NESTERENKO	UKR	17	Halle 24 May 2008
Championships Record	CR	67.32	Margus HUNT	EST	19	Beijing (Chaoyang Sport Center) 16 Aug 2006
World U20 Leading	WU20L	66.47	Mohamed Ibrahim MOAAZ	QAT	19	Cape Town (RSA) 3 Feb 2018

Area U20 Record **AU20R** National U20 Record **NU20R** Personal Best **PB** Season Best **SB**

Group A

14 July 2018 09:25 START TIME 21° C 73%
TEMPERATURE HUMIDITY
10:09 END TIME 22° C 65%

PLACE	BIB	NAME	COUNTRY	DATE OF BIRTH	ORDER	RESULT	1	2	3
1	1225	Kai CHANG	JAM	29 Jan 00	3	59.27 q	54.96	X	59.27
2	1145	Giorgos KONIARAKIS	CYP	7 Feb 99	11	58.64 q	58.64	X	58.07
3	1186	Korbinian HAESSLER	GER	8 Feb 00	16	58.35 q PB	X	58.35	X
4	1304	Elijah MASON	USA	19 Jan 99	17	56.86 q	56.86	X	54.61
5	1243	Martynas ALEKNA	LTU	25 Aug 00	13	56.78 q	56.78	X	X
6	1131	Claudio ROMERO	CHI	10 Jul 00	2	56.71 q	54.16	56.71	56.62
7	1272	Kristjan CEH	SLO	17 Feb 99	1	56.47	51.77	56.47	54.38
8	1253	Jakub LEWOSZEWSKI	POL	7 Feb 00	7	56.42	56.42	X	X
9	1147	Michal FOREJT	CZE	13 Jul 00	8	55.71	55.64	55.71	55.71
10	1181	James TOMLINSON	GBR	11 Jan 00	4	54.95	46.61	54.95	53.53
11	1268	Ignatius MARAIS	RSA	4 Mar 99	12	54.56	54.56	X	X
12	1238	Kosei YAMASHITA	JPN	22 Nov 00	15	53.72	52.35	53.72	X
13	1159	Aarón SOLÀ	ESP	1 Jul 99	5	53.41	53.41	51.72	X
14	1215	Hossein RASOULI	IRI	22 Dec 99	6	51.60	51.60	X	X
15	1107	Alexander KOLESNIKOFF	AUS	30 Sep 00	10	50.75	48.33	48.88	50.75
16	1183	Badri KIMADZE	GEO	27 Mar 99	9	50.31	48.26	X	50.31
17	1161	Eero AHOLA	FIN	15 Jan 99	14	47.74	X	47.74	X

Group B

14 July 2018 10:48 START TIME 23° C 61%
TEMPERATURE HUMIDITY
11:34 END TIME 23° C 61%

PLACE	BIB	NAME	COUNTRY	DATE OF BIRTH	ORDER	RESULT	1	2	3
1	1119	Yauheni BAHUTSKI	BLR	7 Sep 99	5	61.72 Q	54.80	58.19	61.72
2	1134	Yuhan WANG	CHN	15 May 99	12	60.38 Q PB	X	60.38	
3	1260	Mohamed Ibrahim MOAAZ	QAT	8 Feb 99	9	59.46 q	55.53	X	59.46
4	1146	Jakub FOREJT	CZE	13 Jul 00	10	58.72 q	53.90	58.72	X
5	1185	Tim ADER	GER	29 Jan 99	6	58.38 q	58.38	X	X
6	1258	Emanuel SOUSA	POR	4 Apr 99	7	57.43 q	57.43	X	X
7	1110	Conor MCLOUGHLIN	AUS	7 Apr 99	3	56.57	56.57	X	X
8	1306	Gabriel OLADIPO	USA	17 Apr 99	4	56.53	56.53	56.19	54.39
9	1114	Triston GIBBONS	BAR	1 Jan 99	15	56.31	X	X	56.31
10	1142	Dabirac Miguel PÉREZ	CUB	8 Sep 00	17	56.20	X	X	56.20
11	1150	Casper JØRGENSEN	DEN	11 Apr 99	11	56.02	52.70	56.02	X
12	1154	Víctor FAUS	ESP	7 Apr 00	2	54.85	52.86	54.85	X
13	1127	Marawan MEDANY	BRN	1 Feb 00	14	54.83	54.83	54.74	52.40
14	1214	Mahmoud MANSOURI YELSOU	IRI	6 May 99	8	54.52	49.74	54.52	54.32
15	1175	Tom REUX	FRA	24 Feb 99	1	54.12	54.12	X	X
16	1248	Shaquille EMANUELSON	NED	8 Jan 00	13	53.53	X	50.12	53.53
17	1129	Aleks HRISTOV	BUL	23 Mar 00	16	52.45	52.45	X	X

RESULTS
Discus Throw (1.750kg) Men - Qualification

ALL-TIME TOP LIST				SEASON TOP LIST			
RESULT	NAME	VENUE	DATE	RESULT	NAME	VENUE	2018
70.13	Mykyta NESTERENKO (UKR)	Halle	24 May 08	66.47	Mohamed Ibrahim MOAAZ (QAT)	Cape Town (RSA)	3 Feb
68.48	Martin MARKOVIC (CRO)	Varaždin	28 Jun 15	66.06	Kristjan CEH (SLO)	Vyškov (CZE)	16 Jun
68.02	Bartłomiej STÓJ (POL)	Eskilstuna	19 Jul 15	65.90	Giorqos KONIARAKIS (CYP)	Tel Aviv (ISR)	13 May
67.32	Marqus HUNT (EST)	Beijing (Chaoyang Sport Center)	16 Aug 06	64.76	Yauheni BAHUTSKI (BLR)	Tel Aviv (ISR)	13 May
66.88	Traves SMIKLE (JAM)	Kingston (NS), JAM	31 Mar 11	63.77	Roje STONA (JAM)	Nassau (BAH)	31 Mar
66.81	Matty DENNY (AUS)	Brisbane (QSAC)	23 Nov 14	62.87	Emanuel SOUSA (STP)	Mannheim (GER)	23 Jun
66.47	Mohamed Ibrahim MOAAZ (QAT)	Cape Town (RSA)	3 Feb 18	62.66	Hossein RASOULI (IRI)	Tehran (IRI)	26 Apr
66.45	Gordon WOLF (GER)	Halle	23 May 09	62.37	Mario A. DÍAZ (CUB)	La Habana (CUB)	9 Jun
66.41	Roje STONA (JAM)	Willemstad (Hato Stadium)	15 Apr 17	61.79	Kai CHANG (JAM)	Kingston (JAM)	22 Mar
66.27	Clemens PRÜFER (GER)	Wiesbaden	15 May 16	61.78	Dabirac Miguel PÉREZ (CUB)	La Habana (CUB)	19 May



RESULTS



Hammer Throw (6kg) Men - Final

RECORDS	RESULT	NAME	COUNTRY	AGE	VENUE	DATE	
World U20 Record	WU20R	85.57	Ashraf Amgad ELSEIFY	QAT	17	Barcelona (Estadio Olímpico) 14 Jul 2012	
Championships Record	CR	85.57	Ashraf Amgad ELSEIFY	QAT	17	Barcelona (Estadio Olímpico) 14 Jul 2012	
World U20 Leading	WU20L	81.32	Christos FRANTZESKAKIS	GRE	18	Tripoli (GRE) 5 May 2018	
Area U20 Record	AU20R	National U20 Record	NU20R	Personal Best	PB	Season Best	SB

13 July 2018 17:50 START TIME 26° C 45 %
TEMPERATURE HUMIDITY
18:58 END TIME 26° C 45 %

PLACE	BIB	NAME	COUNTRY	DATE of BIRTH	ORDER	RESULT	1	2	3	ORDER	4	5	6
1	1180	Jake NORRIS	GBR	30 Jun 99	8	80.65	X	73.18	78.17	8	80.65	74.55	80.55
2	1285	Mykhaylo KOKHAN	UKR	22 Jan 01	4	79.68	X	X	74.37	3	X	79.68	X
3	1284	Mykhailo HAVRYLIUK	UKR	19 Jan 99	6	77.71	75.00	75.98	76.23	6	X	74.43	77.71
4	1277	Ragnar CARLSSON	SWE	16 Nov 00	3	77.62	X	72.59	77.62	7	74.09	X	X
5	1177	Hugo TAVERNIER	FRA	1 Dec 99	10	75.99	75.70	X	75.44	5	75.37	75.99	74.20
6	1207	Ashish JAKHAR	IND	5 Jan 99	9	74.59	72.56	74.59	72.69	4	71.46	72.39	74.34
7	1205	Donát VARGA	HUN	8 Apr 00	12	71.99	66.89	70.80	X	1	X	X	71.99
8	1178	Bayley CAMPBELL	GBR	24 Jun 00	1	71.28	71.28	71.21	58.56	2	66.42	X	X
9	1188	Fabio HESSLING	GER	17 Sep 99	11	70.57	69.44	70.57	X				
10	1128	Valentin ANDREEV	BUL	19 Jan 02	7	68.59	X	X	68.59				
11	1167	Earwyn ABDU	FRA	30 Jun 99	2	66.08	X	X	66.08				
12	1106	James JOYCEY	AUS	12 Oct 99	5	63.92	63.61	X	63.92				

ALL-TIME TOP LIST				SEASON TOP LIST			
RESULT	NAME	VENUE	DATE	RESULT	NAME	VENUE	2018
85.57	Ashraf Amgad ELSEIFY (QAT)	Barcelona (Estadio Olímpico)	14 Jul 12	81.32	Christos FRANTZESKAKIS (GRE)	Tripoli (GRE)	5 May
82.97	Javier CIENFUEGOS (ESP)	Madrid (Tajamar)	17 Jun 09	80.65	Jake NORRIS (GBR)	Tampere	13 Jul
82.84	Quentin BIGOT (FRA)	Bondoufle	16 Oct 11	79.68	Mykhaylo KOKHAN (UKR)	Tampere	13 Jul
82.64	Bence HALÁSZ (HUN)	Szombathely	25 Jun 16	78.76	Miquel Àngel ZAMORA (CUB)	La Habana (CUB)	9 Jun
82.62	Evgeniy AYDAMIROV (RUS)	Tula (Arsenal Stadium)	22 Jul 06	77.71	Mykhailo HAVRYLIUK (UKR)	Tampere	13 Jul
81.75	Hlib PISKUNOV (UKR)	Grosseto (Stadio Zecchini)	21 Jul 17	77.62	Ragnar CARLSSON (SWE)	Tampere	13 Jul
81.73	Aliaksandr SHYMANOVICH (BLR)	Brest, BLR	28 Apr 17	76.86	Ashish JAKHAR (IND)	Gifu (JPN)	7 Jun
81.34	Krisztián PARS (HUN)	Szombathely	2 Sep 01	76.13	Giorgio OLIVIERI (ITA)	Ancona (ITA)	30 Jun
81.32	Christos FRANTZESKAKIS (GRE)	Tripoli (GRE)	5 May 18	75.99	Hugo TAVERNIER (FRA)	Tampere	13 Jul
81.16	Özkan BALTACI (TUR)	Ankara	31 Jul 13	75.43	Donát VARGA (HUN)	Miskolc (HUN)	10 Jun



SUMMARY



Hammer Throw (6kg) Men - Qualification

With qualifying standard of 74.00 (Q) or at least the 12 best performers (q) advance to the Final

RECORDS	RESULT	NAME	COUNTRY	AGE	VENUE	DATE	
World U20 Record	WU20R	85.57 Ashraf Amgad ELSEIFY	QAT	17	Barcelona (Estadio Olímpico)	14 Jul 2012	
Championships Record	CR	85.57 Ashraf Amgad ELSEIFY	QAT	17	Barcelona (Estadio Olímpico)	14 Jul 2012	
World U20 Leading	WU20L	81.32 Christos FRANTZESKAKIS	GRE	18	Tripoli (GRE)	5 May 2018	
Area U20 Record	AU20R	National U20 Record	NU20R	Personal Best	PB	Season Best	SB


11 July 2018

RANK	PLACE	GROUP	BIB	NAME	COUNTRY	DATE of BIRTH	RESULT	
1	1	A	1180	Jake NORRIS	GBR	30 Jun 99	76.95	Q
2	2	A	1277	Ragnar CARLSSON	SWE	16 Nov 00	75.18	Q
3	3	A	1177	Hugo TAVERNIER	FRA	1 Dec 99	74.45	Q PB
4	4	A	1285	Mykhaylo KOKHAN	UKR	22 Jan 01	74.15	Q
5	1	B	1284	Mykhailo HAVRYLIUK	UKR	19 Jan 99	73.71	q
6	2	B	1128	Valentin ANDREEV	BUL	19 Jan 02	72.44	q
7	3	B	1205	Donát VARGA	HUN	8 Apr 00	71.72	q
8	4	B	1207	Ashish JAKHAR	IND	5 Jan 99	70.52	q
9	5	A	1106	James JOYCEY	AUS	12 Oct 99	70.38	q SB
10	5	B	1188	Fabio HESSLING	GER	17 Sep 99	69.88	q
11	6	B	1178	Bayley CAMPBELL	GBR	24 Jun 00	69.75	q
12	7	B	1167	Earwyn ABDOU	FRA	30 Jun 99	68.46	q
13	8	B	1265	Mihaita-Andrei MICU	ROU	27 Sep 99	67.98	
14	9	B	1158	Aimar-Genís PALMA	ESP	17 Jul 99	67.74	
15	6	A	1212	Damneet SINGH	IND	3 Oct 00	67.48	
16	10	B	1221	Giorgio OLIVIERI	ITA	5 Nov 00	67.29	
17	7	A	1122	Dzianis SHABASAU	BLR	27 Mar 00	66.63	
18	8	A	1203	Gábor CZELLER	HUN	3 Jul 99	66.30	
19	9	A	1256	Rúben ANTUNES	POR	5 May 99	66.01	
20	10	A	1149	Hans BARRETT	DEN	4 Aug 99	65.70	
21	11	B	1233	Masanobu HATTORI	JPN	3 Mar 99	65.70	
22	11	A	1182	Lasha Giorgi GURGENIDZE	GEO	5 Oct 99	65.62	
23	12	B	1165	Veikka KOSKINEN	FIN	2 Dec 99	64.68	
24	13	B	1301	Michael FELDMAN	USA	21 Nov 99	64.01	
25	12	A	1259	Khalil BEDOUI	QAT	3 Jun 00	63.67	
26	14	B	1184	Davit OCHIGAVA	GEO	8 Feb 99	63.60	
27	13	A	1202	Konstantinos ZALTOS	GRE	5 Feb 00	63.49	
28	14	A	1160	Aitor URKÍA	ESP	1 Oct 00	60.08	
29	15	A	1302	Steven FELDMAN	USA	22 Nov 02	58.89	
		B	1197	Christos FRANTZESKAKIS	GRE	26 Apr 00	NM	
		A	1144	Miguel Ángel ZAMORA	CUB	25 Jan 99	NM	

ALL-TIME TOP LIST				SEASON TOP LIST			
RESULT	NAME	VENUE	DATE	RESULT	NAME	VENUE	2018
85.57	Ashraf Amgad ELSEIFY (QAT)	Barcelona (Estadio Olímpico)	14 Jul 12	81.32	Christos FRANTZESKAKIS (GRE)	Tripoli (GRE)	5 May
82.97	Javier CIENFUEGOS (ESP)	Madrid (Tajamar)	17 Jun 09	80.45	Jake NORRIS (GBR)	Bedford (GBR)	16 Jun
82.84	Quentin BIGOT (FRA)	Bondoufle	16 Oct 11	78.76	Miguel Ángel ZAMORA (CUB)	La Habana (CUB)	9 Jun
82.64	Bence HALÁSZ (HUN)	Szombathely	25 Jun 16	77.20	Mykhailo HAVRYLIUK (UKR)	Kamianets Podilskyi (UKR)	27 Apr
82.62	Evgeniy AYDAMIROV (RUS)	Tula (Arsenal Stadium)	22 Jul 06	77.19	Mykhaylo KOKHAN (UKR)	Kropyvnytskyi (UKR)	23 Jun
81.75	Hlib PISKUNOV (UKR)	Grosseto (Stadio Zecchini)	21 Jul 17	76.86	Ashish JAKHAR (IND)	Gifu (JPN)	7 Jun
81.73	Aliaksandr SHYMANOVICH (BLR)	Brest, BLR	28 Apr 17	76.18	Ragnar CARLSSON (SWE)	Mannheim (GER)	23 Jun
81.34	Krisztián PARS (HUN)	Szombathely	2 Sep 01	76.13	Giorgio OLIVIERI (ITA)	Ancona (ITA)	30 Jun
81.32	Christos FRANTZESKAKIS (GRE)	Tripoli (GRE)	5 May 18	75.43	Donát VARGA (HUN)	Miskolc (HUN)	10 Jun
81.16	Özkan BALTACI (TUR)	Ankara	31 Jul 13	74.45	Hugo TAVERNIER (FRA)	Tampere	11 Jul



RESULTS



Hammer Throw (6kg) Men - Qualification

With qualifying standard of 74.00 (Q) or at least the 12 best performers (q) advance to the Final

RECORDS	RESULT	NAME	COUNTRY	AGE	VENUE	DATE	
World U20 Record	WU20R	85.57	Ashraf Amgad ELSEIFY	QAT	17	Barcelona (Estadio Olímpico) 14 Jul 2012	
Championships Record	CR	85.57	Ashraf Amgad ELSEIFY	QAT	17	Barcelona (Estadio Olímpico) 14 Jul 2012	
World U20 Leading	WU20L	81.32	Christos FRANTZESKAKIS	GRE	18	Tripoli (GRE) 5 May 2018	
Area U20 Record	AU20R	National U20 Record	NU20R	Personal Best	PB	Season Best	SB

Group A

11 July 2018 12:20 START TIME 21° C 49% HUMIDITY
13:16 END TIME 21° C 53%

PLACE	BIB	NAME	COUNTRY	DATE OF BIRTH	ORDER	RESULT	1	2	3
1	1180	Jake NORRIS	GBR	30 Jun 99	2	76.95 Q	73.44	76.95	
2	1277	Ragnar CARLSSON	SWE	16 Nov 00	12	75.18 Q	71.12	75.18	
3	1177	Hugo TAVERNIER	FRA	1 Dec 99	16	74.45 Q PB	X	74.45	
4	1285	Mykhaylo KOKHAN	UKR	22 Jan 01	3	74.15 Q	74.15		
5	1106	James JOYCEY	AUS	12 Oct 99	6	70.38 q SB	67.60	70.38	68.80
6	1212	Damneet SINGH	IND	3 Oct 00	5	67.48	67.48	X	X
7	1122	Dzianis SHABASAU	BLR	27 Mar 00	4	66.63	66.63	X	X
8	1203	Gábor CZELLER	HUN	3 Jul 99	7	66.30	X	66.30	X
9	1256	Rúben ANTUNES	POR	5 May 99	8	66.01	X	66.01	X
10	1149	Hans BARRETT	DEN	4 Aug 99	15	65.70	65.70	63.95	X
11	1182	Lasha Giorgi GURGENIDZE	GEO	5 Oct 99	10	65.62	X	65.62	X
12	1259	Khalil BEDOUI	QAT	3 Jun 00	14	63.67	X	63.67	X
13	1202	Konstantinos ZALTOS	GRE	5 Feb 00	1	63.49	63.49	X	61.83
14	1160	Aitor URKÍA	ESP	1 Oct 00	11	60.08	X	60.08	X
15	1302	Steven FELDMAN	USA	22 Nov 02	9	58.89	X	58.89	58.77
	1144	Miguel Ángel ZAMORA	CUB	25 Jan 99	13	NM	X	X	X

Group B

11 July 2018 13:45 START TIME 21° C 53% HUMIDITY
14:35 END TIME 21° C 56%

PLACE	BIB	NAME	COUNTRY	DATE OF BIRTH	ORDER	RESULT	1	2	3
1	1284	Mykhailo HAVRYLIUK	UKR	19 Jan 99	10	73.71 q	73.71	72.28	X
2	1128	Valentin ANDREEV	BUL	19 Jan 02	5	72.44 q	71.28	70.14	72.44
3	1205	Donát VARGA	HUN	8 Apr 00	2	71.72 q	71.72	X	X
4	1207	Ashish JAKHAR	IND	5 Jan 99	1	70.52 q	X	70.52	70.33
5	1188	Fabio HESSLING	GER	17 Sep 99	11	69.88 q	X	69.88	X
6	1178	Bayley CAMPBELL	GBR	24 Jun 00	9	69.75 q	69.75	X	X
7	1167	Earwyn ABDU	FRA	30 Jun 99	7	68.46 q	X	68.46	X
8	1265	Mihaita-Andrei MICU	ROU	27 Sep 99	12	67.98	67.98	67.98	66.34
9	1158	Aimar-Genís PALMA	ESP	17 Jul 99	13	67.74	X	X	67.74
10	1221	Giorgio OLIVIERI	ITA	5 Nov 00	3	67.29	X	X	67.29
11	1233	Masanobu HATTORI	JPN	3 Mar 99	14	65.70	65.70	X	X
12	1165	Veikka KOSKINEN	FIN	2 Dec 99	8	64.68	X	64.68	X
13	1301	Michael FELDMAN	USA	21 Nov 99	15	64.01	64.01	60.17	59.53
14	1184	Davit OCHIGAVA	GEO	8 Feb 99	4	63.60	63.60	63.10	62.04
	1197	Christos FRANTZESKAKIS	GRE	26 Apr 00	6	NM	X	X	X

ALL-TIME TOP LIST

RESULT	NAME	VENUE	DATE
85.57	Ashraf Amgad ELSEIFY (QAT)	Barcelona (Estadio Olímpico)	14 Jul 12
82.97	Javier CIENFUEGOS (ESP)	Madrid (Tajamar)	17 Jun 09
82.84	Quentin BIGOT (FRA)	Bondoufle	16 Oct 11
82.64	Bence HALÁSZ (HUN)	Szombathely	25 Jun 16
82.62	Evgeniy AYDAMIROV (RUS)	Tula (Arsenal Stadium)	22 Jul 06
81.75	Hlib PISKUNOV (UKR)	Grosseto (Stadio Zecchini)	21 Jul 17
81.73	Aliaksandr SHYMANOVICH (BLR)	Brest, BLR	28 Apr 17
81.34	Krisztián PARS (HUN)	Szombathely	2 Sep 01
81.32	Christos FRANTZESKAKIS (GRE)	Tripoli (GRE)	5 May 18
81.16	Özkan BALTACI (TUR)	Ankara	31 Jul 13

SEASON TOP LIST

RESULT	NAME	VENUE	2018
81.32	Christos FRANTZESKAKIS (GRE)	Tripoli (GRE)	5 May
80.45	Jake NORRIS (GBR)	Bedford (GBR)	16 Jun
78.76	Miguel Ángel ZAMORA (CUB)	La Habana (CUB)	9 Jun
77.20	Mykhailo HAVRYLIUK (UKR)	Kamianets Podilskyi (UKR)	27 Apr
77.19	Mykhaylo KOKHAN (UKR)	Kropyvnytskyi (UKR)	23 Jun
76.86	Ashish JAKHAR (IND)	Gifu (JPN)	7 Jun
76.18	Ragnar CARLSSON (SWE)	Mannheim (GER)	23 Jun
76.13	Giorgio OLIVIERI (ITA)	Ancona (ITA)	30 Jun
75.43	Donát VARGA (HUN)	Miskolc (HUN)	10 Jun
74.45	Hugo TAVERNIER (FRA)	Tampere	11 Jul



RESULTS



Javelin Throw Men - Final

RECORDS	RESULT	NAME	COUNTRY	AGE	VENUE	DATE	
World U20 Record	WU20R	86.48	Neeraj CHOPRA	IND	19	Bydgoszcz (Stadion Zawisza) 23 Jul 2016	
Championships Record	CR	86.48	Neeraj CHOPRA	IND	19	Bydgoszcz (Stadion Zawisza) 23 Jul 2016	
World U20 Leading	WU20L	77.59	Anro VAN EEDEN	RSA	19	Paarl (RSA) 6 Apr 2018	
Area U20 Record	AU20R	National U20 Record	NU20R	Personal Best	PB	Season Best	SB

14 July 2018 15:24 START TIME 25° C 47 %
 TEMPERATURE HUMIDITY
 16:30 END TIME 26° C 39 %

PLACE	BIB	NAME	COUNTRY	DATE of BIRTH	ORDER	RESULT	1	2	3	ORDER	4	5	6
1	1108	Nash LOWIS	AUS	6 Nov 99	6	75.31 PB	67.75	69.77	73.47	8	72.66	75.31	67.64
2	1308	Tzurriel PEDIGO	USA	9 Jan 00	2	73.76 PB	71.46	70.30	70.98	5	68.96	73.27	73.76
3	1195	Maurice VOIGT	GER	8 Sep 00	4	73.44 PB	73.44	65.49	67.94	7	69.54	X	65.88
4	1210	Sahil SILWAL	IND	17 Dec 00	9	72.83	71.01	69.71	X	4	X	X	72.83
5	1126	Pedro Henrique RODRIGUES	BRA	18 Jun 99	12	72.44	68.38	67.68	X	1	72.34	X	72.44
6	1166	Teemu NARVI	FIN	2 Jul 00	5	71.71	70.04	70.95	71.50	6	71.71	70.85	70.47
7	1193	Jakob NAUCK	GER	13 Nov 99	10	70.91 PB	69.78	69.22	70.91	3	65.86	65.62	67.53
8	1275	Simon WIELAND	SUI	00	8	70.51	64.31	X	70.51	2	62.66	63.04	60.47
9	1241	Kristaps JAUNPUJENS	LAT	6 Jun 99	7	67.94	67.94	X	64.63				
10	1133	Zhekai LIU	CHN	18 Aug 00	3	67.90	64.95	67.21	67.90				
11	1270	Anro VAN EEDEN	RSA	19 May 99	1	65.51	65.08	65.51	63.34				
12	1289	Oleksiy LEPEL	UKR	7 Feb 99	11	62.98	62.98	X	X				

ALL-TIME TOP LIST				SEASON TOP LIST			
RESULT	NAME	VENUE	DATE	RESULT	NAME	VENUE	2018
86.48	Neeraj CHOPRA (IND)	Bydgoszcz (Stadion Zawisza)	23 Jul 16	77.59	Anro VAN EEDEN (RSA)	Paarl (RSA)	6 Apr
84.69	Ziqismunds SIRMAIS (LAT)	Bauska	22 Jun 11	75.31	Nash LOWIS (AUS)	Tampere	14 Jul
84.58	Keshorn WALCOTT (TTO)	London (Olympic Stadium)	11 Aug 12	75.27	Ismet PEKBAK (TUR)	Eskisehir (TUR)	27 May
83.87	Andreas THORKILDSEN (NOR)	Bergen	7 Jun 01	75.15	Teemu NARVI (FIN)	Pihtipudas (FIN)	28 Jun
83.55	Aleksandr IVANOV (RUS)	Tula (Arsenal Stadium)	14 Jul 01	74.98	Yarovis E. CONTRERAS (CUB)	Camagüey (CUB)	16 Mar
83.07	John Robert OOSTHUIZEN (RSA)	haoyang Sport Center	19 Aug 06	74.88	Sahil SILWAL (IND)	Kuortane (FIN)	23 Jun
82.52	Harri HAATAINEN (FIN)	Leppävirta	25 May 96	74.26	Taran TAYLOR (USA)	Cincinnati (USA)	13 May
82.52	Till WÖSCHLER (GER)	Moncton (Moncton Stadium)	23 Jul 10	73.93	Kristaps JAUNPUJENS (LAT)	Tampere	13 Jul
81.95	Jakub VADLEJCH (CZE)	Domažlice	26 Sep 09	73.76	Tzurriel PEDIGO (USA)	Tampere	14 Jul
81.91	Patriks GAILUMS (LAT)	Valmiera	12 Jul 17	73.61	Leandro RAMOS (POR)	Vagos (POR)	24 Feb



SUMMARY



Javelin Throw Men - Qualification

With qualifying standard of 72.00 (Q) or at least the 12 best performers (q) advance to the Final

RECORDS	RESULT	NAME	COUNTRY	AGE	VENUE	DATE	
World U20 Record	WU20R	86.48 Neeraj CHOPRA	IND	19	Bydgoszcz (Stadion Zawisza)	23 Jul 2016	
Championships Record	CR	86.48 Neeraj CHOPRA	IND	19	Bydgoszcz (Stadion Zawisza)	23 Jul 2016	
World U20 Leading	WU20L	77.59 Anro VAN EEDEN	RSA	19	Paarl (RSA)	6 Apr 2018	
Area U20 Record	AU20R	National U20 Record	NU20R	Personal Best	PB	Season Best	SB

13 July 2018

RANK	PLACE	GROUP	BIB	NAME	COUNTRY	DATE of BIRTH	RESULT	
1	1	B	1108	Nash LOWIS	AUS	6 Nov 99	74.38	Q PB
2	1	A	1241	Kristaps JAUNPUJENS	LAT	6 Jun 99	73.93	Q PB
3	2	A	1166	Teemu NARVI	FIN	2 Jul 00	73.52	Q
4	3	A	1308	Tzuriel PEDIGO	USA	9 Jan 00	73.25	Q PB
5	2	B	1210	Sahil SILWAL	IND	17 Dec 00	73.22	Q
6	3	B	1270	Anro VAN EEDEN	RSA	19 May 99	72.22	Q
7	4	B	1195	Maurice VOIGT	GER	8 Sep 00	71.49	q PB
8	5	B	1289	Oleksiy LEPEL	UKR	7 Feb 99	70.91	q PB
9	6	B	1275	Simon WIELAND	SUI	00	70.84	q PB
10	7	B	1126	Pedro Henrique RODRIGUES	BRA	18 Jun 99	69.71	q
11	4	A	1193	Jakob NAUCK	GER	13 Nov 99	69.60	q PB
12	5	A	1133	Zhekai LIU	CHN	18 Aug 00	69.01	q
13	6	A	1102	Nikolay ORLOV	ANA	7 Jan 99	68.88	
14	8	B	1264	Alexandru Stefan GRIGORE	ROU	17 May 99	68.75	
15	7	A	1293	Pavlo PALIY	UKR	12 Oct 99	68.41	
16	8	A	1109	Cameron MCENTYRE	AUS	10 Feb 99	68.19	
17	9	B	1247	Tom EGBERS	NED	11 Nov 99	67.86	
18	9	A	1257	Leandro RAMOS	POR	21 Sep 00	67.78	
19	10	A	1282	Ismet PEKBAK	TUR	10 Jun 99	67.18	
20	10	B	1242	Krišjanis SUNTAŽS	LAT	19 Dec 00	66.69	
21	11	B	1279	Tyriq HORSFORD	TTO	17 Jan 00	64.90	
22	11	A	1255	Oskar TREJGO	POL	2 May 00	63.58	
23	12	A	1211	Arshdeep SINGH	IND	5 Apr 99	63.05	
24	13	A	1125	Luiz Mauricio DA SILVA	BRA	17 Jan 00	60.74	
25	12	B	1230	Masafumi AZECHI	JPN	13 May 99	60.56	
26	13	B	1311	Taran TAYLOR	USA	1 Feb 99	60.36	

ALL-TIME TOP LIST				SEASON TOP LIST			
RESULT	NAME	VENUE	DATE	RESULT	NAME	VENUE	2018
86.48	Neeraj CHOPRA (IND)	Bydgoszcz (Stadion Zawisza)	23 Jul 16	77.59	Anro VAN EEDEN (RSA)	Paarl (RSA)	6 Apr
84.69	Zigismunds SIRMAIS (LAT)	Bauska	22 Jun 11	75.27	Ismet PEKBAK (TUR)	Eskisehir (TUR)	27 May
84.58	Keshorn WALCOTT (TTO)	London (Olympic Stadium)	11 Aug 12	75.15	Teemu NARVI (FIN)	Pihtipudas (FIN)	28 Jun
83.87	Andreas THORKILDSEN (NOR)	Bergen	7 Jun 01	74.98	Yarovis E. CONTRERAS (CUB)	Camagüey (CUB)	16 Mar
83.55	Aleksandr IVANOV (RUS)	Tula (Arsenal Stadium)	14 Jul 01	74.88	Sahil SILWAL (IND)	Kuortane (FIN)	23 Jun
83.07	John Robert OOSTHUIZEN (RSA)	haoyang Sport Center	19 Aug 06	74.38	Nash LOWIS (AUS)	Tampere	13 Jul
82.52	Harri HAATAINEN (FIN)	Leppävirta	25 May 96	74.26	Taran TAYLOR (USA)	Cincinnati (USA)	13 May
82.52	Till WÖSCHLER (GER)	Moncton (Moncton Stadium)	23 Jul 10	73.93	Kristaps JAUNPUJENS (LAT)	Tampere	13 Jul
81.95	Jakub VADLEJCH (CZE)	Domažlice	26 Sep 09	73.61	Leandro RAMOS (POR)	Vagos (POR)	24 Feb
81.91	Patriks GAILUMS (LAT)	Valmiera	12 Jul 17	73.53	Nikolay ORLOV (MDA)	Adler (RUS)	15 Feb



RESULTS



Javelin Throw Men - Qualification

With qualifying standard of 72.00 (Q) or at least the 12 best performers (q) advance to the Final

RECORDS	RESULT	NAME	COUNTRY	AGE	VENUE	DATE
World U20 Record	WU20R	86.48	Neeraj CHOPRA	IND	19	Bydgoszcz (Stadion Zawisza) 23 Jul 2016
Championships Record	CR	86.48	Neeraj CHOPRA	IND	19	Bydgoszcz (Stadion Zawisza) 23 Jul 2016
World U20 Leading	WU20L	77.59	Anro VAN EEDEN	RSA	19	Paarl (RSA) 6 Apr 2018

Area U20 Record **AU20R** National U20 Record **NU20R** Personal Best **PB** Season Best **SB**

Group A

13 July 2018 09:29 START TIME 21° C 73% HUMIDITY
10:03 END TIME 21° C 73%

PLACE	BIB	NAME	COUNTRY	DATE OF BIRTH	ORDER	RESULT	1	2	3
1	1241	Kristaps JAUNPUJENS	LAT	6 Jun 99	4	73.93 Q PB	73.93		
2	1166	Teemu NARVI	FIN	2 Jul 00	8	73.52 Q	71.47	73.52	
3	1308	Tzurriel PEDIGO	USA	9 Jan 00	13	73.25 Q PB	73.25		
4	1193	Jakob NAUCK	GER	13 Nov 99	11	69.60 q PB	67.79	65.92	69.60
5	1133	Zhekai LIU	CHN	18 Aug 00	7	69.01 q	62.03	66.24	69.01
6	1102	Nikolay ORLOV	ANA	7 Jan 99	10	68.88	68.30	63.63	68.88
7	1293	Pavlo PALIY	UKR	12 Oct 99	1	68.41	68.41	67.40	X
8	1109	Cameron MCENTYRE	AUS	10 Feb 99	9	68.19	63.45	67.25	68.19
9	1257	Leandro RAMOS	POR	21 Sep 00	12	67.78	67.78	X	67.09
10	1282	Ismet PEKBAK	TUR	10 Jun 99	3	67.18	65.41	X	67.18
11	1255	Oskar TREJGO	POL	2 May 00	5	63.58	X	X	63.58
12	1211	Arshdeep SINGH	IND	5 Apr 99	2	63.05	61.62	62.56	63.05
13	1125	Luiz Mauricio DA SILVA	BRA	17 Jan 00	6	60.74	60.74	57.37	60.28

Group B

13 July 2018 10:40 START TIME 21° C 73% HUMIDITY
11:17 END TIME 23° C 57%

PLACE	BIB	NAME	COUNTRY	DATE OF BIRTH	ORDER	RESULT	1	2	3
1	1108	Nash LOWIS	AUS	6 Nov 99	7	74.38 Q PB	74.38		
2	1210	Sahil SILWAL	IND	17 Dec 00	3	73.22 Q	73.22		
3	1270	Anro VAN EEDEN	RSA	19 May 99	11	72.22 Q	70.04	68.88	72.22
4	1195	Maurice VOIGT	GER	8 Sep 00	2	71.49 q PB	71.49	66.00	66.94
5	1289	Oleksiy LEPEL	UKR	7 Feb 99	4	70.91 q PB	67.45	70.91	68.56
6	1275	Simon WIELAND	SUI	00	9	70.84 q PB	69.95	X	70.84
7	1126	Pedro Henrique RODRIGUES	BRA	18 Jun 99	1	69.71 q	69.71	68.77	X
8	1264	Alexandru Stefan GRIGORE	ROU	17 May 99	6	68.75	X	68.75	67.04
9	1247	Tom EGBERS	NED	11 Nov 99	13	67.86	65.42	X	67.86
10	1242	Krišjanis SUNTAŽS	LAT	19 Dec 00	8	66.69	59.29	66.69	X
11	1279	Tyriq HORSFORD	TTO	17 Jan 00	5	64.90	61.44	64.90	62.35
12	1230	Masafumi AZECHI	JPN	13 May 99	12	60.56	59.38	56.02	60.56
13	1311	Taran TAYLOR	USA	1 Feb 99	10	60.36	X	59.23	60.36

ALL-TIME TOP LIST

RESULT	NAME	VENUE	DATE
86.48	Neeraj CHOPRA (IND)	Bydgoszcz (Stadion Zawisza)	23 Jul 16
84.69	Zigismunds SIRMAIS (LAT)	Bauska	22 Jun 11
84.58	Keshorn WALCOTT (TTO)	London (Olympic Stadium)	11 Aug 12
83.87	Andreas THORKILDSEN (NOR)	Bergen	7 Jun 01
83.55	Aleksandr IVANOV (RUS)	Tula (Arsenal Stadium)	14 Jul 01
83.07	John Robert OOSTHUIZEN (RSA)	haoyang Sport Center	19 Aug 06
82.52	Harri HAATAINEN (FIN)	Leppävirta	25 May 96
82.52	Till WÖSCHLER (GER)	Moncton (Moncton Stadium)	23 Jul 10
81.95	Jakub VADLEJCH (CZE)	Domažlice	26 Sep 09
81.91	Patriks GAILUMS (LAT)	Valmiera	12 Jul 17

SEASON TOP LIST

RESULT	NAME	VENUE	2018
77.59	Anro VAN EEDEN (RSA)	Paarl (RSA)	6 Apr
75.27	Ismet PEKBAK (TUR)	Eskisehir (TUR)	27 May
75.15	Teemu NARVI (FIN)	Pihtipudas (FIN)	28 Jun
74.98	Yarovis E. CONTRERAS (CUB)	Camagüey (CUB)	16 Mar
74.88	Sahil SILWAL (IND)	Kuortane (FIN)	23 Jun
74.38	Nash LOWIS (AUS)	Tampere	13 Jul
74.26	Taran TAYLOR (USA)	Cincinnati (USA)	13 May
73.93	Kristaps JAUNPUJENS (LAT)	Tampere	13 Jul
73.61	Leandro RAMOS (POR)	Vagos (POR)	24 Feb
73.53	Nikolay ORLOV (MDA)	Adler (RUS)	15 Feb



RESULTS



10,000 Metres Race Walk Men - Final

RECORDS	RESULT	NAME	COUNTRY	AGE	VENUE	DATE
World U20 Record	WU20R	38:46.4	Viktor BURAYEV	RUS	18	Moskva 20 May 2000
Championships Record	CR	39:27.19	Daisuke MATSUNAGA	JPN	19	Eugene (Hayward Field), OR 25 Jul 2014
World U20 Leading	WU20L	40:17.82	Sho SAKAZAKI	JPN	19	Wakayama (JPN) 21 Jan 2018
Area U20 Record	AU20R		National U20 Record	NU20R	Personal Best	PB
					Season Best	SB

14 July 2018 10:47 START TIME 23° C TEMPERATURE 61 % HUMIDITY

PLACE	BIB	NAME	COUNTRY	DATE of BIRTH	ORDER	RESULT	RECORDS	RED CARDS
1	198	Yao ZHANG	CHN	11 Jan 00	26	40:32.06	[.054] PB	
2	222	David HURTADO	ECU	21 Apr 99	1	40:32.06	[.060] PB	~
3	345	José ORTIZ	GUA	8 Mar 00	9	40:45.26	PB	
4	130	Declan TINGAY	AUS	6 Feb 99	21	40:49.72	AU20R	
5	197	Zhaozhao WANG	CHN	1 Sep 99	7	41:04.22		
6	129	Kyle SWAN	AUS	28 Mar 99	28	41:24.12	PB	
7	461	Dominic Samson NDIGITI	KEN	2 Apr 00	27	41:30.52	SB	
8	448	Sho SAKAZAKI	JPN	22 Feb 99	5	41:50.91		~
9	158	Mikita KALIADA	BLR	15 Jul 00	34	41:51.76	PB	
10	446	Tatsuhiko NAGAYAMA	JPN	24 Dec 99	24	41:58.12		
11	344	Georgios TZATZIMAKIS	GRE	9 Aug 99	18	42:03.85	PB	
12	254	Yohanis ALGAW	ETH	14 Aug 99	8	42:10.12	SB	
13	201	Anderson CALLEJAS	COL	17 Jun 00	2	42:32.01	PB	
14	520	Lukasz NIEDZIALEK	POL	15 Mar 00	23	42:36.66	PB	
15	243	José Manuel PÉREZ	ESP	10 Sep 99	15	42:41.26	PB	
16	410	Riccardo ORSONI	ITA	20 Jan 00	4	42:53.76		
17	173	Matheus CORREA	BRA	22 Aug 99	6	42:55.70	PB	
18	284	David KUSTER	FRA	25 Mar 99	17	43:24.29		>
19	237	Álvaro LÓPEZ NUÑEZ	ESP	24 Mar 99	19	43:38.84	PB	
20	467	Mingyu KIM	KOR	28 Feb 99	29	43:46.20		~ ~
21	223	Antonio LOJA	ECU	11 Jun 99	33	44:04.90		
22	536	Jan MOREU	PUR	14 May 01	13	44:16.40		
23	159	Pavel OLKHOVIK	BLR	8 Jul 00	30	44:21.41		>
24	466	Dongmin IM	KOR	22 Jul 00	11	44:38.72		
25	609	Abdulselam IMUK	TUR	10 Oct 99	32	44:40.20		~ >
26	631	Andriy SYNDYUK	UKR	29 Sep 99	14	44:52.67		
27	628	Viktor KONONENKO	UKR	3 Nov 99	25	45:19.29		
28	395	Nicolas FANELLI	ITA	22 Jul 99	22	45:54.09		> > >
29	346	Aníbal ZAPETA	GUA	3 Apr 99	20	45:59.37		~
30	224	Abdulrahman MAHMOUD	EGY	15 Sep 99	31	46:02.30	PB	~ >
31	103	Othman CHIBANI	ALG	8 Oct 99	10	46:26.73		>
32	359	Bálint SÁROSSI	HUN	30 Apr 00	3	46:43.77		> ~
33	608	Abdulaziz DANIS	TUR	99	12	46:49.51		
	228	José Gilberto MENJIVAR	ESA	22 Aug 01	16	DQ 230.7(c)		~ ~ ~ ~

NOTE BIB 395 - 60sec Pit Lane Penalty
IAAF Rule 230.7(c) - Fourth red card

INTERMEDIATE TIMES	Time	Name	Time
1000m	4:03.30	Sho SAKAZAKI	
2000m	8:17.33	Sho SAKAZAKI	
3000m	12:30.53	Kyle SWAN	
4000m	16:35.20	Dominic Samson NDIGITI	
5000m	20:43.39	Dominic Samson NDIGITI	
6000m	24:50.90	David HURTADO	
7000m	28:43.09	David HURTADO	
8000m	32:40.37	David HURTADO	
9000m	36:37.37	Yao ZHANG	

RESULTS
10,000 Metres Race Walk Men - Final

ALL-TIME TOP LIST				SEASON TOP LIST			
RESULT	NAME	VENUE	DATE	RESULT	NAME	VENUE	2018
38:46.4	Viktor BURAYEV (RUS)	Moskva	20 May 00	40:17.82	Sho SAKAZAKI (JPN)	Wakayama (JPN)	21 Jan
38:54.75	Ralf KOWALSKY (GDR)	Cottbus	24 Jun 81	40:32.06	Yao ZHANG (CHN)	Tampere	14 Jul
38:58.21	Vasilij MIZINOV (RUS)	Cheboksary (Olimpiyskiy)	25 Jun 16	40:32.06	David HURTADO (ECU)	Tampere	14 Jul
39:08.23	Daisuke MATSUNAGA (JPN)	Tama	14 Dec 13	40:45.26	José ORTIZ (GUA)	Tampere	14 Jul
39:28.45	Andrey RUZAVIN (RUS)	Kaunas	23 Jul 05	40:49.72	Declan TINGAY (AUS)	Tampere	14 Jul
39:28.63	Toshikazu YAMANISHI (JPN)	Osaka (Nagai Stadium)	13 Sep 15	40:55.14	Tatsuhiko NAGAYAMA (JPN)	Tokyo (JPN)	6 May
39:30.15	Yuqa YAMASHITA (JPN)	Tama	12 Dec 15	41:04.22	Zhaozhao WANG (CHN)	Tampere	14 Jul
39:35.01	Stanislav YEMELYANOV (RUS)	(Zdzislaw Krzyszkowiak)	11 Jul 08	41:24.12	Kyle SWAN (AUS)	Tampere	14 Jul
39:39.49	Ryosuke KAWAGISHI (JPN)	Tama	12 Dec 15	41:30.52	Dominic Samson NDIGITI (KEN)	Tampere	14 Jul
39:44.71	Giovanni DE BENEDICTIS (ITA)	Birmingham, GBR	7 Aug 87	41:51.76	Mikita KALIADA (BLR)	Tampere	14 Jul



RACE ANALYSIS

10,000 Metres Race Walk Men - Final



14 July 2018 10:47 START TIME 23° C TEMPERATURE 61 % HUMIDITY

PLACE	BIB	NAME	COUNTRY	DATE of BIRTH	RESULT	RED CARDS					
		1000m	2000m	3000m	4000m	5000m	6000m	7000m	8000m	9000m	
1	198	Yao ZHANG	CHN	11 Jan 00	40:32.06 PB						
		4:04.07 (9)	8:18.34 (9)	12:32.24 (14)	16:35.64 (3)	20:43.70 (3)	24:51.42 (4)	28:43.22 (2)	32:40.60 (2)	36:37.37 (1)	3:54.69 (3)
			4:14.27 (19)	4:13.90 (18)	4:03.40 (1)	4:08.06 (5)	4:07.72 (5)	3:51.80 (2)	3:57.38 (2)	3:56.77 (1)	
2	222	David HURTADO	ECU	21 Apr 99	40:32.06 PB						
		4:05.16 (15)	8:19.03 (15)	12:31.59 (9)	16:36.23 (7)	20:44.36 (9)	24:50.90 (1)	28:43.09 (1)	32:40.37 (1)	36:38.65 (2)	3:53.41 (1)
			4:13.87 (7)	4:12.56 (2)	4:04.64 (7)	4:08.13 (7)	4:06.54 (1)	3:52.19 (3)	3:57.28 (1)	3:58.28 (2)	
3	345	José ORTIZ	GUA	8 Mar 00	40:45.26 PB						
		4:04.49 (12)	8:18.46 (11)	12:31.24 (6)	16:35.67 (4)	20:43.71 (4)	24:51.94 (7)	28:43.52 (3)	32:42.11 (3)	36:44.02 (3)	4:01.24 (4)
			4:13.97 (11)	4:12.78 (3)	4:04.43 (3)	4:08.04 (4)	4:08.23 (7)	3:51.58 (1)	3:58.59 (3)	4:01.91 (5)	
4	130	Declan TINGAY	AUS	6 Feb 99	40:49.72 AU20R						
		4:04.29 (11)	8:18.05 (7)	12:31.40 (7)	16:35.95 (6)	20:43.85 (5)	24:51.35 (3)	28:48.40 (5)	32:55.93 (5)	36:55.86 (4)	3:53.86 (2)
			4:13.76 (5)	4:13.35 (10)	4:04.55 (5)	4:07.90 (2)	4:07.50 (3)	3:57.05 (5)	4:07.53 (7)	3:59.93 (3)	
5	197	Zhaozhao WANG	CHN	1 Sep 99	41:04.22						
		4:04.06 (8)	8:18.09 (8)	12:30.95 (4)	16:35.40 (2)	20:43.61 (2)	24:51.63 (5)	28:48.16 (4)	32:55.68 (4)	36:57.14 (5)	4:07.08 (9)
			4:14.03 (12)	4:12.86 (4)	4:04.45 (4)	4:08.21 (9)	4:08.02 (6)	3:56.53 (4)	4:07.52 (6)	4:01.46 (4)	
6	129	Kyle SWAN	AUS	28 Mar 99	41:24.12 PB						
		4:05.40 (17)	8:19.28 (17)	12:30.53 (1)	16:35.92 (5)	20:44.00 (6)	24:52.83 (8)	29:01.15 (7)	33:08.27 (7)	37:17.10 (6)	4:07.02 (8)
			4:13.88 (8)	4:11.25 (1)	4:05.39 (9)	4:08.08 (6)	4:08.83 (8)	4:08.32 (8)	4:07.12 (5)	4:08.83 (6)	
7	461	Dominic Samson NDIGITI	KEN	2 Apr 00	41:30.52 SB						
		4:03.58 (4)	8:17.37 (2)	12:30.62 (2)	16:35.20 (1)	20:43.39 (1)	24:51.03 (2)	28:58.10 (6)	33:02.64 (6)	37:26.11 (7)	4:04.41 (6)
			4:13.79 (6)	4:13.25 (8)	4:04.58 (6)	4:08.19 (8)	4:07.64 (4)	4:07.07 (7)	4:04.54 (4)	4:23.47 (15)	
8	448	Sho SAKAZAKI	JPN	22 Feb 99	41:50.91						
		4:03.30 (1)	8:17.33 (1)	12:30.91 (3)	16:37.74 (10)	20:51.93 (12)	25:17.34 (15)	29:20.85 (11)	33:29.64 (10)	37:46.97 (8)	4:03.94 (5)
			4:14.03 (12)	4:13.58 (14)	4:06.83 (11)	4:14.19 (15)	4:25.41 (17)	4:03.51 (6)	4:08.79 (8)	4:17.33 (9)	
9	158	Mikita KALIADA	BLR	15 Jul 00	41:51.76 PB						
		4:03.86 (7)	8:18.37 (10)	12:31.83 (11)	16:36.48 (9)	20:44.03 (7)	24:53.68 (9)	29:07.28 (9)	33:25.65 (8)	37:47.12 (9)	4:04.64 (7)
			4:14.51 (24)	4:13.46 (11)	4:04.65 (8)	4:07.55 (1)	4:09.65 (9)	4:13.60 (11)	4:18.37 (13)	4:21.47 (12)	
10	446	Tatsuhiko NAGAYAMA	JPN	24 Dec 99	41:58.12						
		4:03.37 (2)	8:17.62 (3)	12:31.44 (8)	16:39.14 (15)	20:48.54 (10)	25:02.16 (10)	29:15.31 (10)	33:31.00 (11)	37:47.72 (10)	4:10.40 (10)
			4:14.25 (18)	4:13.82 (17)	4:07.70 (13)	4:09.40 (11)	4:13.62 (11)	4:13.15 (10)	4:15.69 (10)	4:16.72 (8)	
11	344	Georgios TZATZIMAKIS	GRE	9 Aug 99	42:03.85 PB						
		4:06.18 (20)	8:19.74 (20)	12:33.25 (19)	16:44.51 (18)	20:53.62 (14)	25:07.14 (11)	29:21.69 (12)	33:36.80 (12)	37:53.23 (11)	4:10.62 (11)
			4:13.56 (4)	4:13.51 (12)	4:11.26 (19)	4:09.11 (10)	4:13.52 (10)	4:14.55 (12)	4:15.11 (9)	4:16.43 (7)	
12	254	Yohanis ALGAW	ETH	14 Aug 99	42:10.12 SB						
		4:04.83 (14)	8:18.74 (14)	12:32.41 (16)	16:36.36 (8)	20:44.31 (8)	24:51.77 (6)	29:02.36 (8)	33:29.52 (9)	37:54.07 (12)	4:16.05 (16)
			4:13.91 (9)	4:13.67 (16)	4:03.95 (2)	4:07.95 (3)	4:07.46 (2)	4:10.59 (9)	4:27.16 (19)	4:24.55 (18)	
13	201	Anderson CALLEJAS	COL	17 Jun 00	42:32.01 PB						
		4:05.50 (18)	8:19.41 (18)	12:33.01 (18)	16:43.58 (16)	20:56.97 (16)	25:14.20 (13)	29:31.93 (13)	33:56.70 (14)	38:19.14 (14)	4:12.87 (14)
			4:13.91 (9)	4:13.60 (15)	4:10.57 (16)	4:13.39 (13)	4:17.23 (13)	4:17.73 (13)	4:24.77 (17)	4:22.44 (14)	
14	520	Lukasz NIEDZIALEK	POL	15 Mar 00	42:36.66 PB						
		4:03.68 (5)	8:17.80 (5)	12:31.92 (12)	16:40.29 (12)	20:55.57 (15)	25:14.77 (14)	29:44.43 (16)	34:01.96 (15)	38:24.04 (15)	4:12.62 (13)
			4:14.12 (17)	4:14.12 (19)	4:08.37 (15)	4:15.28 (17)	4:19.20 (14)	4:29.66 (20)	4:17.53 (11)	4:22.08 (13)	
15	243	José Manuel PÉREZ	ESP	10 Sep 99	42:41.26 PB						
		4:05.28 (16)	8:19.56 (19)	12:32.73 (17)	16:43.96 (17)	20:57.31 (17)	25:13.79 (12)	29:32.20 (14)	33:54.98 (13)	38:18.63 (13)	4:22.63 (19)
			4:14.28 (20)	4:13.17 (7)	4:11.23 (18)	4:13.35 (12)	4:16.48 (12)	4:18.41 (15)	4:22.78 (14)	4:23.65 (17)	
16	410	Riccardo ORSONI	ITA	20 Jan 00	42:53.76						
		4:06.73 (23)	8:21.27 (24)	12:39.32 (24)	16:55.83 (21)	21:16.05 (20)	25:37.55 (19)	30:02.97 (19)	34:21.18 (17)	38:41.46 (16)	4:12.30 (12)
			4:14.54 (25)	4:18.05 (25)	4:16.51 (20)	4:20.22 (20)	4:21.50 (15)	4:25.42 (17)	4:18.21 (12)	4:20.28 (11)	
17	173	Matheus CORREA	BRA	22 Aug 99	42:55.70 PB						
		4:07.07 (25)	8:20.02 (21)	12:34.21 (21)	16:45.41 (19)	21:04.02 (19)	25:31.79 (18)	29:58.35 (17)	34:22.95 (18)	38:42.48 (17)	4:13.22 (15)
			4:12.95 (1)	4:14.19 (20)	4:11.20 (17)	4:18.61 (18)	4:27.77 (21)	4:26.56 (18)	4:24.60 (16)	4:19.53 (10)	



RACE ANALYSIS
10,000 Metres Race Walk Men - Final

PLACE	BIB	NAME	COUNTRY	DATE of BIRTH	RESULT	RED CARDS			
1000m	2000m	3000m	4000m	5000m	6000m	7000m	8000m	9000m	
18	284	David KUSTER	FRA	25 Mar 99	43:24.29	>			
4:03.75 (6)	8:17.86 (6) 4:14.11 (16)	12:31.18 (5) 4:13.32 (9)	16:37.96 (11) 4:06.78 (10)	20:51.67 (11) 4:13.71 (14)	25:19.29 (16) 4:27.62 (20)	29:37.64 (15) 4:18.35 (14)	34:08.14 (16) 4:30.50 (20)	38:47.08 (18) 4:38.94 (24)	4:37.21 (29)
19	237	Álvaro LÓPEZ NUÑEZ	ESP	24 Mar 99	43:38.84 PB				
4:12.94 (29)	8:29.82 (29) 4:16.88 (27)	12:52.88 (28) 4:23.06 (27)	17:17.04 (27) 4:24.16 (25)	21:39.70 (26) 4:22.66 (22)	26:01.68 (22) 4:21.98 (16)	30:26.48 (20) 4:24.80 (16)	34:51.87 (20) 4:25.39 (18)	39:17.83 (20) 4:25.96 (19)	4:21.01 (17)
20	467	Mingyu KIM	KOR	28 Feb 99	43:46.20	~ ~			
4:04.28 (10)	8:18.74 (13) 4:14.46 (23)	12:32.25 (15) 4:13.51 (12)	16:40.57 (13) 4:08.32 (14)	20:59.45 (18) 4:18.88 (19)	25:26.44 (17) 4:26.99 (19)	29:58.59 (18) 4:32.15 (22)	34:34.36 (19) 4:35.77 (22)	39:11.16 (19) 4:36.80 (22)	4:35.04 (25)
21	223	Antonio LOJA	ECU	11 Jun 99	44:04.90				
4:06.29 (21)	8:20.73 (23) 4:14.44 (22)	12:37.70 (23) 4:16.97 (23)	17:05.45 (24) 4:27.75 (27)	21:28.37 (22) 4:22.92 (23)	25:58.20 (21) 4:29.83 (23)	30:33.08 (22) 4:34.88 (26)	35:12.70 (22) 4:39.62 (25)	39:42.87 (22) 4:30.17 (20)	4:22.03 (18)
22	536	Jan MOREU	PUR	14 May 01	44:16.40				
4:20.34 (33)	8:40.34 (32) 4:20.00 (30)	13:04.64 (30) 4:24.30 (29)	17:32.66 (29) 4:28.02 (29)	21:59.91 (29) 4:27.25 (24)	26:25.69 (27) 4:25.78 (18)	30:52.79 (26) 4:27.10 (19)	35:16.59 (23) 4:23.80 (15)	39:40.18 (21) 4:23.59 (16)	4:36.22 (27)
23	159	Pavel OLKHOVIK	BLR	8 Jul 00	44:21.41	>			
4:07.38 (26)	8:22.16 (26) 4:14.78 (26)	12:42.13 (26) 4:19.97 (26)	17:06.00 (25) 4:23.87 (24)	21:28.19 (21) 4:22.19 (21)	25:57.93 (20) 4:29.74 (22)	30:29.76 (21) 4:31.83 (21)	35:07.48 (21) 4:37.72 (23)	39:46.46 (23) 4:38.98 (25)	4:34.95 (24)
24	466	Dongmin IM	KOR	22 Jul 00	44:38.72				
4:06.86 (24)	8:20.39 (22) 4:13.53 (3)	12:34.79 (22) 4:14.40 (21)	16:57.57 (22) 4:22.78 (23)	21:35.52 (25) 4:37.95 (29)	26:09.14 (25) 4:33.62 (25)	30:46.74 (24) 4:37.60 (28)	35:26.91 (25) 4:40.17 (26)	40:08.58 (24) 4:41.67 (27)	4:30.14 (22)
25	609	Abdulselam IMUK	TUR	10 Oct 99	44:40.20	~ >			
4:08.96 (28)	8:26.54 (27) 4:17.58 (28)	12:52.68 (27) 4:26.14 (31)	17:17.33 (28) 4:24.65 (26)	21:48.03 (27) 4:30.70 (27)	26:22.72 (26) 4:34.69 (26)	30:55.56 (27) 4:32.84 (24)	35:34.85 (26) 4:39.29 (24)	40:10.62 (25) 4:35.77 (21)	4:29.58 (21)
26	631	Andriy SYNDYUK	UKR	29 Sep 99	44:52.67				
4:22.22 (34)	8:41.66 (34) 4:19.44 (29)	13:05.68 (32) 4:24.02 (28)	17:33.47 (31) 4:27.79 (28)	22:04.33 (31) 4:30.86 (28)	26:39.18 (30) 4:34.85 (27)	31:11.78 (28) 4:32.60 (23)	35:46.13 (27) 4:34.35 (21)	40:23.51 (27) 4:37.38 (23)	4:29.16 (20)
27	628	Viktor KONONENKO	UKR	3 Nov 99	45:19.29				
4:20.07 (32)	8:40.13 (31) 4:20.06 (31)	13:04.49 (29) 4:24.36 (30)	17:33.01 (30) 4:28.52 (30)	22:00.57 (30) 4:27.56 (25)	26:36.38 (28) 4:35.81 (28)	31:17.79 (29) 4:41.41 (30)	36:08.57 (29) 4:50.78 (30)	40:47.64 (28) 4:39.07 (26)	4:31.65 (23)
28	395	Nicolas FANELLI	ITA	22 Jul 99	45:54.09	> > >			
4:07.47 (27)	8:21.88 (25) 4:14.41 (21)	12:39.62 (25) 4:17.74 (24)	17:00.03 (23) 4:20.41 (22)	21:28.59 (23) 4:28.56 (26)	26:01.85 (23) 4:33.26 (24)	30:38.89 (23) 4:37.04 (27)	35:21.14 (24) 4:42.25 (27)	40:10.96 (26) 4:49.82 (30)	5:43.13 (33)
29	346	Aníbal ZAPETA	GUA	3 Apr 99	45:59.37	~			
4:05.75 (19)	8:19.23 (16) 4:13.48 (2)	12:32.19 (13) 4:12.96 (5)	16:50.17 (20) 4:17.98 (21)	21:28.79 (24) 4:38.62 (30)	26:05.64 (24) 4:36.85 (29)	30:47.76 (25) 4:42.12 (31)	35:55.11 (28) 5:07.35 (33)	40:58.01 (29) 5:02.90 (33)	5:01.36 (31)
30	224	Abdulrahman MAHMOUD	EGY	15 Sep 99	46:02.30 PB	~ >			
4:03.56 (3)	8:17.62 (4) 4:14.06 (14)	12:34.11 (20) 4:16.49 (22)	17:06.28 (26) 4:32.17 (31)	21:50.55 (28) 4:44.27 (33)	26:38.97 (29) 4:48.42 (32)	31:25.84 (30) 4:46.87 (33)	36:25.74 (30) 4:59.90 (32)	41:25.44 (30) 4:59.70 (31)	4:36.86 (28)
31	103	Othman CHIBANI	ALG	8 Oct 99	46:26.73	>			
4:13.21 (30)	8:37.21 (30) 4:24.00 (33)	13:23.46 (34) 4:46.25 (34)	18:15.50 (34) 4:52.04 (34)	22:58.30 (34) 4:42.80 (31)	27:38.74 (32) 4:40.44 (31)	32:18.42 (32) 4:39.68 (29)	37:03.19 (32) 4:44.77 (28)	41:51.00 (32) 4:47.81 (29)	4:35.73 (26)
32	359	Bálint SÁROSSI	HUN	30 Apr 00	46:43.77	> ~			
4:16.07 (31)	8:41.28 (33) 4:25.21 (34)	13:17.39 (33) 4:36.11 (33)	18:03.19 (33) 4:45.80 (33)	22:48.27 (33) 4:45.08 (34)	27:40.03 (33) 4:51.76 (33)	32:26.54 (33) 4:46.51 (32)	37:15.56 (33) 4:49.02 (29)	42:02.51 (33) 4:46.95 (28)	4:41.26 (30)
33	608	Abdulaziz DANIS	TUR	1 Jan 99	46:49.51				
4:06.45 (22)	8:29.43 (28) 4:22.98 (32)	13:04.98 (31) 4:35.55 (32)	17:38.99 (32) 4:34.01 (32)	22:22.22 (32) 4:43.23 (32)	27:02.34 (31) 4:40.12 (30)	31:37.16 (31) 4:34.82 (25)	36:34.63 (31) 4:57.47 (31)	41:35.19 (31) 5:00.56 (32)	5:14.32 (32)
228		José Gilberto MENJIVAR	ESA	22 Aug 01	DQ	230.7(c) ~ ~ ~ ~			
4:04.58 (13)	8:18.64 (12) 4:14.06 (14)	12:31.70 (10) 4:13.06 (6)	16:38.67 (14) 4:06.97 (12)	20:53.11 (13) 4:14.44 (16)					

NOTE BIB 395 - 60sec Pit Lane Penalty
IAAF Rule 230.7(c) - Fourth red card



RESULTS



4 x 100 Metres Relay Men - Final

RECORDS	RESULT	TEAM	COUNTRY	VENUE	DATE
World U20 Record	WU20R 38.66	United States	USA	Grosseto (Stadio Zecchini)	18 Jul 2004
Championships Record	CR 38.66	United States	USA	Grosseto (Stadio Zecchini)	18 Jul 2004
World U20 Leading	WU20L 38.88	United States	USA	Tampere	14 Jul 2018
Area U20 Record	AU20R	National U20 Record	NU20R	Season Best	SB

14 July 2018 16:39 START TIME 26° C TEMPERATURE 39 % HUMIDITY

PLACE	TEAM	BIB	LANE	REACTION	RESULT	Fn
1	UNITED STATES 645 Eric HARRISON 657 Anthony SCHWARTZ 649 Austin KRATZ 664 Micah WILLIAMS	USA	4	0.141	38.88	WU20L
2	JAMAICA 426 Xavier NAIRNE 417 Christopher TAYLOR 422 Jhevaughn MATHERSON 425 Michael STEPHENS	JAM	7	0.149	38.96	NU20R
3	GERMANY 313 Lucas ANSAH-PEPRAH 324 Marvin SCHULTE 321 Milo SKUPIN-ALFA 315 Luis BRANDNER	GER	5	0.181	39.22	
4	JAPAN 432 Satoru FUKUSHIMA 442 Daisuke MIYAMOTO 444 Koki UEYAMA 443 Keigo YASUDA	JPN	3	0.143	39.23	
5	CZECH REPUBLIC 214 Stanislav JÍRA 212 Štěpán HAMPL 207 Matej KRSEK 208 Daniel VEJRAŽKA	CZE	8	0.176	39.75	SB
6	SPAIN 231 Juan GONZÁLEZ 245 Pol RETAMAL 238 Joan MARTINEZ 236 Sergio LÓPEZ	ESP	1	0.145	39.86	SB
7	TRINIDAD AND TOBAGO 598 Kion BENJAMIN 597 Carlon HOSTEN 595 Timothy FREDERICK 594 Tyrell EDWARDS	TTO	2	0.138	39.87	
	ITALY 408 Francesco LIBERA 405 Lorenzo PAISSAN 404 Mario MARCHEI 406 Lorenzo PATTA	ITA	6	0.159	DNF	



RESULTS
4 x 100 Metres Relay Men - Final

ALL-TIME TOP LIST				SEASON TOP LIST			
RESULT	TEAM	VENUE	DATE	RESULT	TEAM	VENUE	2018
38.66	UNITED STATES (USA)	Grosseto (Stadio Zecchini)	18 Jul 04	38.88	UNITED STATES (USA)	Tampere	14 Jul
38.96	JAMAICA (JAM)	Tampere	14 Jul 18	38.96	JAMAICA (JAM)	Tampere	14 Jul
39.01	JAPAN (JPN)	Barcelona (Estadio Olímpico)	13 Jul 12	39.13	GERMANY (GER)	Tampere	13 Jul
39.13	GERMANY (GER)	Bydgoszcz (Stadion Zawisza)	23 Jul 16	39.18	JAPAN (JPN)	Tampere	13 Jul
39.17	TRINIDAD AND TOBAGO (TTO)	Kingston (NS), JAM	21 Jul 02	39.33	SOUTH AFRICA (RSA)	Boksburg (RSA)	28 Apr
39.29	BRAZIL (BRA)	Barcelona (Estadio Olímpico)	13 Jul 12	39.67	TRINIDAD AND TOBAGO (TTO)	Tampere	13 Jul
39.31	POLAND (POL)	Barcelona (Estadio Olímpico)	13 Jul 12	39.72	CHINESE TAIPEI (TPE)	Gifu (JPN)	9 Jun
39.33	FRANCE (FRA)	Santiago de Chile (E.Nacional)	22 Oct 00	39.75	ITALY (ITA)	Tampere	13 Jul
39.33	SOUTH AFRICA (RSA)	Boksburg (RSA)	28 Apr 18	39.75	CZECH REPUBLIC (CZE)	Tampere	14 Jul
39.75	ITALY (ITA)	Tampere	13 Jul 18	39.86	SPAIN (ESP)	Tampere	14 Jul
39.75	CZECH REPUBLIC (CZE)	Tampere	14 Jul 18				



RESULT PROGRESSION



4 x 100 Metres Relay Men - Final

RECORDS	RESULT	TEAM	COUNTRY	VENUE	DATE
World U20 Record WU20R	38.66	United States	USA	Grosseto (Stadio Zecchini)	18 Jul 2004
Championships Record CR	38.66	United States	USA	Grosseto (Stadio Zecchini)	18 Jul 2004
World U20 Leading WU20L	38.88	United States	USA	Tampere	14 Jul 2018
Area U20 Record AU20R		National U20 Record NU20R		Season Best SB	

14 July 2018

RANK	BIB	TEAM	PHASE	HEAT	LANE	PLACE	RESULT
1	USA	UNITED STATES	Final	1	4	1	38.88 WU20L
			Round 1	3	3	3	39.49 Q SB
2	JAM	JAMAICA	Final	1	7	2	38.96 NU20R
			Round 1	2	3	5	39.68 Q
3	GER	GERMANY	Final	1	5	3	39.22
			Round 1	2	6	1	39.13 Q WU20L
4	JPN	JAPAN	Final	1	3	4	39.23
			Round 1	3	4	2	39.18 Q SB
5	CZE	CZECH REPUBLIC	Final	1	8	5	39.75 SB
			Round 1	1	7	7	39.91 Q SB
6	ESP	SPAIN	Final	1	1	6	39.86 SB
			Round 1	3	7	8	39.99 q SB
7	TTO	TRINIDAD AND TOBAGO	Final	1	2	7	39.87
			Round 1	3	8	4	39.67 q SB
	ITA	ITALY	Final	1	6		DNF
			Round 1	1	8	6	39.75 Q SB

ALL-TIME TOP LIST				SEASON TOP LIST			
RESULT	TEAM	VENUE	DATE	RESULT	TEAM	VENUE	2018
38.66	UNITED STATES (USA)	Grosseto (Stadio Zecchini)	18 Jul 04	38.88	UNITED STATES (USA)	Tampere	14 Jul
38.96	JAMAICA (JAM)	Tampere	14 Jul 18	38.96	JAMAICA (JAM)	Tampere	14 Jul
39.01	JAPAN (JPN)	Barcelona (Estadio Olímpico)	13 Jul 12	39.13	GERMANY (GER)	Tampere	13 Jul
39.13	GERMANY (GER)	Bydgoszcz (Stadion Zawisza)	23 Jul 16	39.18	JAPAN (JPN)	Tampere	13 Jul
39.17	TRINIDAD AND TOBAGO (TTO)	Kingston (NS), JAM	21 Jul 02	39.33	SOUTH AFRICA (RSA)	Boksburg (RSA)	28 Apr
39.29	BRAZIL (BRA)	Barcelona (Estadio Olímpico)	13 Jul 12	39.67	TRINIDAD AND TOBAGO (TTO)	Tampere	13 Jul
39.31	POLAND (POL)	Barcelona (Estadio Olímpico)	13 Jul 12	39.72	CHINESE TAIPEI (TPE)	Gifu (JPN)	9 Jun
39.33	FRANCE (FRA)	Santiago de Chile (E.Nacional)	22 Oct 00	39.75	ITALY (ITA)	Tampere	13 Jul
39.33	SOUTH AFRICA (RSA)	Boksburg (RSA)	28 Apr 18	39.75	CZECH REPUBLIC (CZE)	Tampere	14 Jul
39.75	ITALY (ITA)	Tampere	13 Jul 18	39.86	SPAIN (ESP)	Tampere	14 Jul
39.75	CZECH REPUBLIC (CZE)	Tampere	14 Jul 18				



SUMMARY



4 x 100 Metres Relay Men - Round 1

First 2 in each heat (Q) and the next 2 fastest (q) advance to the Final

RECORDS	RESULT	TEAM	COUNTRY	VENUE	DATE
World U20 Record WU20R	38.66	United States	USA	Grosseto (Stadio Zecchini)	18 Jul 2004
Championships Record CR	38.66	United States	USA	Grosseto (Stadio Zecchini)	18 Jul 2004
World U20 Leading WU20L	39.13	Germany	GER	Tampere	13 Jul 2018
Area U20 Record AU20R		National U20 Record NU20R		Season Best SB	

13 July 2018

RANK	PLACE	HEAT	LANE	BIB	TEAM	REACTION	RESULT		
1	1	2	6	GER	GERMANY	0.177	39.13	Q	WU20L
2	1	3	4	JPN	JAPAN	0.144	39.18	Q	SB
3	2	3	3	USA	UNITED STATES	0.141	39.49	Q	SB
4	3	3	8	TTO	TRINIDAD AND TOBAGO	0.138	39.67	q	SB
5	2	2	3	JAM	JAMAICA	0.152	39.68 (.677)	Q	
6	1	1	8	ITA	ITALY	0.195	39.75	Q	SB
7	2	1	7	CZE	CZECH REPUBLIC	0.194	39.91	Q	SB
8	4	3	7	ESP	SPAIN	0.153	39.99 (.984)	q	SB
9	3	2	5	POL	POLAND	0.151	39.99 (.989)		SB
10	4	2	7	FIN	FINLAND	0.178	40.26		SB
11	3	1	6	IRL	IRELAND	0.168	40.51		
12	5	2	8	GRE	GREECE	0.183	40.78		
13	4	1	3	HUN	HUNGARY	0.158	40.84		SB
14	5	3	5	BAH	BAHAMAS	0.263	40.85		
15	6	3	6	TUR	TURKEY	0.138	40.87		
16	5	1	4	UKR	UKRAINE	0.178	41.09		SB
17	7	3	2	IND	INDIA	0.170	41.11		
18	6	1	1	QAT	QATAR	0.166	41.35		
		1	5	AUS	AUSTRALIA	0.166	DNF		
		1	2	GBR	GREAT BRITAIN & NI	0.138	DNF		
		2	4	RSA	SOUTH AFRICA	0.163	DQ	163.3(a)	
		2	2	KSA	SAUDI ARABIA		DNS		

NOTE IAAF Rule 163.3(a) - Lane infringement

ALL-TIME TOP LIST				SEASON TOP LIST			
RESULT	TEAM	VENUE	DATE	RESULT	TEAM	VENUE	2018
38.66	UNITED STATES (USA)	Grosseto (Stadio Zecchini)	18 Jul 04	39.13	GERMANY (GER)	Tampere	13 Jul
38.97	JAMAICA (JAM)	Barcelona (Estadio Olímpico)	14 Jul 12	39.18	JAPAN (JPN)	Tampere	13 Jul
39.01	JAPAN (JPN)	Barcelona (Estadio Olímpico)	13 Jul 12	39.33	SOUTH AFRICA (RSA)	Boksburg (RSA)	28 Apr
39.13	GERMANY (GER)	Bydgoszcz (Stadion Zawisza)	23 Jul 16	39.49	UNITED STATES (USA)	Tampere	13 Jul
39.17	TRINIDAD AND TOBAGO (TTO)	Kingston (NS), JAM	21 Jul 02	39.56	JAMAICA (JAM)	Nassau (BAH)	1 Apr
39.29	BRAZIL (BRA)	Barcelona (Estadio Olímpico)	13 Jul 12	39.67	TRINIDAD AND TOBAGO (TTO)	Tampere	13 Jul
39.31	POLAND (POL)	Barcelona (Estadio Olímpico)	13 Jul 12	39.72	CHINESE TAIPEI (TPE)	Gifu (JPN)	9 Jun
39.33	FRANCE (FRA)	Santiago de Chile (E.Nacional)	22 Oct 00	39.75	ITALY (ITA)	Tampere	13 Jul
39.33	SOUTH AFRICA (RSA)	Boksburg (RSA)	28 Apr 18	39.91	CZECH REPUBLIC (CZE)	Tampere	13 Jul
39.75	ITALY (ITA)	Tampere	13 Jul 18	39.99	SPAIN (ESP)	Tampere	13 Jul
				39.99	POLAND (POL)	Tampere	13 Jul



RESULTS



4 x 100 Metres Relay Men - Round 1

First 2 in each heat (Q) and the next 2 fastest (q) advance to the Final

RECORDS	RESULT	TEAM	COUNTRY	VENUE	DATE
World U20 Record	WU20R 38.66	United States	USA	Grosseto (Stadio Zecchini)	18 Jul 2004
Championships Record	CR 38.66	United States	USA	Grosseto (Stadio Zecchini)	18 Jul 2004
World U20 Leading	WU20L 39.13	Germany	GER	Tampere	13 Jul 2018
Area U20 Record	AU20R	National U20 Record	NU20R	Season Best	SB

Heat 1

3

13 July 2018 18:29 START TIME

26° C TEMPERATURE 45 % HUMIDITY

PLACE	TEAM	BIB	LANE	REACTION	RESULT	Fn
1	ITALY 408 Francesco LIBERA 405 Lorenzo PAISSAN 404 Mario MARCHEI 406 Lorenzo PATTA	ITA	8	0.195	39.75	Q SB
2	CZECH REPUBLIC 214 Stanislav JÍRA 212 Štěpán HAMPL 207 Matej KRSEK 208 Daniel VEJRAŽKA	CZE	7	0.194	39.91	Q SB
3	IRELAND 382 Conor MOREY 380 David MCDONALD 385 Jack DEMPSEY 381 Aaron SEXTON	IRL	6	0.168	40.51	
4	HUNGARY 353 Dominik ILLOVSZKY 357 Zoltán WAHL 355 Milán PISCH 351 Dániel ESZES	HUN	3	0.158	40.84	SB
5	UKRAINE 634 Andriy AVRAMENKO 635 Erik KOSTRYTSYA 633 Oleksandr PYROGOV 636 Andriy VASYLEVSKYY	UKR	4	0.178	41.09	SB
6	QATAR 541 A.M. Salim MOHAMED 538 Saoud AL HUMAIDI 543 Jaber AL MAMARI 539 Owaab BARROW	QAT	1	0.166	41.35	
	AUSTRALIA 125 Joshua AZZOPARDI 124 Thomas AGNEW 126 Harrison HUNT 122 Jake DORAN	AUS	5	0.166	DNF	
	GREAT BRITAIN & NI 292 Dominic ASHWELL 303 Chad MILLER 304 Michael OLSEN 295 Kaie CHAMBERS-BROWN	GBR	2	0.138	DNF	



RESULTS
4 x 100 Metres Relay Men - Round 1

Heat 2 **3**

13 July 2018 18:37 START TIME

26° C TEMPERATURE 45 % HUMIDITY

PLACE	TEAM	BIB	LANE	REACTION	RESULT		Fn
1	GERMANY 313 Lucas ANSAH-PEPRAH 324 Marvin SCHULTE 321 Milo SKUPIN-ALFA 315 Luis BRANDNER	GER	6	0.177	39.13	Q	WU20L
2	JAMAICA 422 Jhevaughn MATHERSON 425 Michael STEPHENS 426 Xavier NAIRNE 413 Orlando BENNETT	JAM	3	0.152	39.68 (.677)	Q	
3	POLAND 528 Szymon WOZNAK 524 Damian SZTEJKOWSKI 525 Rafal PAJAK 527 Artur LECZYCKI	POL	5	0.151	39.99 (.989)		SB
4	FINLAND 276 Jesse VÄYRYNEN 271 Santeri ÖRN 272 Konsta ALATUPA 270 Tommi MÄKINEN	FIN	7	0.178	40.26		SB
5	GREECE 340 Christos PAPADOPOULOS 338 Evangelos KAIKIS 339 Sotirios KOMIANOS GRAVVANIS 337 Sotirios GKARAGKANIS	GRE	8	0.183	40.78		
	SOUTH AFRICA 548 Silusapho DINGISWAYO 556 Malesela SENONA 551 Gabriel LOUW 552 Thembo MONARENG	RSA	4	0.163	DQ	163.3(a)	
	SAUDI ARABIA	KSA	2		DNS		

NOTE IAAF Rule 163.3(a) - Lane infringement



RESULTS
4 x 100 Metres Relay Men - Round 1

Heat 3 **3**

13 July 2018 18:44 START TIME

26° C 45 %
TEMPERATURE HUMIDITY

PLACE	TEAM	BIB	LANE	REACTION	RESULT	Fn
1	JAPAN 432 Satoru FUKUSHIMA 442 Daisuke MIYAMOTO 444 Koki UEYAMA 443 Keigo YASUDA	JPN	4	0.144	39.18	Q SB
2	UNITED STATES 639 Joseph ANDERSON 665 Jared HAYES 649 Austin KRATZ 664 Micah WILLIAMS	USA	3	0.141	39.49	Q SB
3	TRINIDAD AND TOBAGO 598 Kion BENJAMIN 597 Carlon HOSTEN 601 David PIERCE 594 Tyrell EDWARDS	TTO	8	0.138	39.67	q SB
4	SPAIN 231 Juan GONZÁLEZ 250 Jesús GÓMEZ 238 Joan MARTINEZ 236 Sergio LÓPEZ	ESP	7	0.153	39.99 (.984)	q SB
5	BAHAMAS 140 Correy SHERROD 137 Denvaughn WHYMNS 138 Oscar SMITH 136 Adrian CURRY	BAH	5	0.263	40.85	
6	TURKEY 618 Furkan YILDIRIM 616 Sadi ASKIN 617 Mustafa ONUR SADIKOGLU 605 Emrah BOZKURT	TUR	6	0.138	40.87	

ALL-TIME TOP LIST

RESULT	TEAM	VENUE	DATE
38.66	UNITED STATES (USA)	Grosseto (Stadio Zecchini)	18 Jul 04
38.97	JAMAICA (JAM)	Barcelona (Estadio Olímpico)	14 Jul 12
39.01	JAPAN (JPN)	Barcelona (Estadio Olímpico)	13 Jul 12
39.13	GERMANY (GER)	Bydgoszcz (Stadion Zawisza)	23 Jul 16
39.17	TRINIDAD AND TOBAGO (TTO)	Kingston (NS), JAM	21 Jul 02
39.29	BRAZIL (BRA)	Barcelona (Estadio Olímpico)	13 Jul 12
39.31	POLAND (POL)	Barcelona (Estadio Olímpico)	13 Jul 12
39.33	FRANCE (FRA)	Santiago de Chile (E.Nacional)	22 Oct 00
39.33	SOUTH AFRICA (RSA)	Boksburg (RSA)	28 Apr 18
39.75	ITALY (ITA)	Tampere	13 Jul 18

SEASON TOP LIST

RESULT	TEAM	VENUE	2018
39.13	GERMANY (GER)	Tampere	13 Jul
39.18	JAPAN (JPN)	Tampere	13 Jul
39.33	SOUTH AFRICA (RSA)	Boksburg (RSA)	28 Apr
39.49	UNITED STATES (USA)	Tampere	13 Jul
39.56	JAMAICA (JAM)	Nassau (BAH)	1 Apr
39.67	TRINIDAD AND TOBAGO (TTO)	Tampere	13 Jul
39.72	CHINESE TAIPEI (TPE)	Gifu (JPN)	9 Jun
39.75	ITALY (ITA)	Tampere	13 Jul
39.91	CZECH REPUBLIC (CZE)	Tampere	13 Jul
39.99	SPAIN (ESP)	Tampere	13 Jul
39.99	POLAND (POL)	Tampere	13 Jul



RESULTS



4 x 400 Metres Relay Men - Final

RECORDS	RESULT	TEAM	COUNTRY	VENUE	DATE
World U20 Record	WU20R 3:00.33	United States	USA	Trujillo, PER	23 Jul 2017
Championships Record	CR 3:01.09	United States	USA	Grosseto (Stadio Zecchini)	18 Jul 2004
World U20 Leading	WU20L 3:04.05	Italy	ITA	Tampere	15 Jul 2018
Area U20 Record	AU20R	National U20 Record	NU20R	Season Best	SB

15 July 2018 15:25 START TIME 27° C TEMPERATURE 42 % HUMIDITY

PLACE	TEAM	BIB	LANE	REACTION	RESULT	Fn
1	ITALY 397 Klaudio GJETJA 399 Andrea ROMANI 400 Alessandro SIBILIO 402 Edoardo SCOTTI	ITA	3	0.175	3:04.05	WU20L
2	UNITED STATES 644 Elija GODWIN 660 Nicholas RAMEY 663 Justin ROBINSON 642 Howard FIELDS	USA	4	0.158	3:05.26	SB
3	GREAT BRITAIN & NI 300 Alex HAYDOCK-WILSON 299 Joseph BRIER 294 Alastair CHALMERS 306 Alex KNIBBS	GBR	6	0.145	3:05.64	SB
4	FRANCE 280 Fabrisio SAIDY 281 Téo ANDANT 282 Antoine LEBLOIS 279 Lidji MBAYE	FRA	8	0.184	3:06.65	SB
5	BELGIUM 149 Sven VAN DEN BERGH 147 Jonathan SACOOR 150 Simon MAZEBO 152 Rayane BORLEE	BEL	7	0.153	3:07.05	SB
6	GERMANY 328 Justus RINGEL 319 Joscha BRETSCHNEIDER 320 Arne LEPPELSACK 316 Jean Paul BREDAU	GER	2	0.203	3:07.80	SB
7	AUSTRALIA 120 Adam KOPP 115 Christian DAVIS 116 Harvey MURRANT 118 Ashley MOLONEY	AUS	5	0.211	3:09.31	
8	SRI LANKA 567 Lakshan KODIKARA 568 Pabasara NIKU 569 Thiran RAVISHKA 565 Aruna DHARSHANA	SRI	1	0.170	3:09.38	

INTERMEDIATE TIMES	400m	UNITED STATES	45.50
	800m	BELGIUM	1:32.47
	1200m	ITALY	2:18.62



RESULTS
4 x 400 Metres Relay Men - Final

ALL-TIME TOP LIST				SEASON TOP LIST			
RESULT	TEAM	VENUE	DATE	RESULT	TEAM	VENUE	2018
3:00.33	UNITED STATES (USA)	Trujillo, PER	23 Jul 17	3:04.05	ITALY (ITA)	Tampere	15 Jul
3:02.81	BOTSWANA (BOT)	Bydgoszcz (Stadion Zawisza)	24 Jul 16	3:05.26	UNITED STATES (USA)	Tampere	15 Jul
3:03.77	JAMAICA (JAM)	Trujillo, PER	23 Jul 17	3:05.64	GREAT BRITAIN & NI (GBR)	Tampere	15 Jul
3:04.05	ITALY (ITA)	Tampere	15 Jul 18	3:06.65	FRANCE (FRA)	Tampere	15 Jul
3:04.11	JAPAN (JPN)	Eugene (Hayward Field), OR	27 Jul 14	3:07.05	BELGIUM (BEL)	Tampere	15 Jul
3:04.22	CUBA (CUB)	Athína (Olympic Stadium)	20 Jul 86	3:07.80	GERMANY (GER)	Tampere	15 Jul
3:04.50	SOUTH AFRICA (RSA)	Grosseto (Stadio Zecchini)	18 Jul 04	3:08.07	SOUTH AFRICA (RSA)	Boksburg (RSA)	28 Apr
3:04.58	GERMANY (GER)	Utrecht	23 Aug 81	3:08.10	POLAND (POL)	Vyškov (CZE)	16 Jun
3:04.74	AUSTRALIA (AUS)	Anney (Park des Sports)	2 Aug 98	3:08.21	SRI LANKA (SRI)	Colombo (SRI)	6 May
3:04.87	RUSSIA (RUS)	Rieti (Guidobaldi)	21 Jul 13	3:08.31	BARBADOS (BAR)	Nassau (BAH)	2 Apr



RESULT PROGRESSION



4 x 400 Metres Relay Men - Final

RECORDS	RESULT	TEAM	COUNTRY	VENUE	DATE
World U20 Record WU20R	3:00.33	United States	USA	Trujillo, PER	23 Jul 2017
Championships Record CR	3:01.09	United States	USA	Grosseto (Stadio Zecchini)	18 Jul 2004
World U20 Leading WU20L	3:04.05	Italy	ITA	Tampere	15 Jul 2018
Area U20 Record AU20R		National U20 Record NU20R		Season Best SB	

15 July 2018

RANK	BIB	TEAM	PHASE	HEAT	LANE	PLACE	RESULT	
1	ITA	ITALY	Final	1	3	1	3:04.05	WU20L
			Round 1	2	5	3	3:08.35 Q	SB
2	USA	UNITED STATES	Final	1	4	2	3:05.26	SB
			Round 1	3	4	1	3:05.57 Q	WU20L
3	GBR	GREAT BRITAIN & NI	Final	1	6	3	3:05.64	SB
			Round 1	1	5	2	3:07.17 Q	WU20L
4	FRA	FRANCE	Final	1	8	4	3:06.65	SB
			Round 1	3	3	6	3:08.78 Q	SB
5	BEL	BELGIUM	Final	1	7	5	3:07.05	SB
			Round 1	1	8	8	3:09.39 Q	SB
6	GER	GERMANY	Final	1	2	6	3:07.80	SB
			Round 1	2	3	5	3:08.53 q	SB
7	AUS	AUSTRALIA	Final	1	5	7	3:09.31	
			Round 1	2	2	4	3:08.53 Q	SB
8	SRI	SRI LANKA	Final	1	1	8	3:09.38	
			Round 1	3	5	7	3:08.88 q	

ALL-TIME TOP LIST				SEASON TOP LIST			
RESULT	TEAM	VENUE	DATE	RESULT	TEAM	VENUE	2018
3:00.33	UNITED STATES (USA)	Trujillo, PER	23 Jul 17	3:04.05	ITALY (ITA)	Tampere	15 Jul
3:02.81	BOTSWANA (BOT)	Bydgoszcz (Stadion Zawisza)	24 Jul 16	3:05.26	UNITED STATES (USA)	Tampere	15 Jul
3:03.77	JAMAICA (JAM)	Trujillo, PER	23 Jul 17	3:05.64	GREAT BRITAIN & NI (GBR)	Tampere	15 Jul
3:04.05	ITALY (ITA)	Tampere	15 Jul 18	3:06.65	FRANCE (FRA)	Tampere	15 Jul
3:04.11	JAPAN (JPN)	Eugene (Hayward Field), OR	27 Jul 14	3:07.05	BELGIUM (BEL)	Tampere	15 Jul
3:04.22	CUBA (CUB)	Athina (Olympic Stadium)	20 Jul 86	3:07.80	GERMANY (GER)	Tampere	15 Jul
3:04.50	SOUTH AFRICA (RSA)	Grosseto (Stadio Zecchini)	18 Jul 04	3:08.07	SOUTH AFRICA (RSA)	Boksburg (RSA)	28 Apr
3:04.58	GERMANY (GER)	Utrecht	23 Aug 81	3:08.10	POLAND (POL)	Vyškov (CZE)	16 Jun
3:04.74	AUSTRALIA (AUS)	Anncy (Park des Sports)	2 Aug 98	3:08.21	SRI LANKA (SRI)	Colombo (SRI)	6 May
3:04.87	RUSSIA (RUS)	Rieti (Guidobaldi)	21 Jul 13	3:08.31	BARBADOS (BAR)	Nassau (BAH)	2 Apr



SUMMARY



4 x 400 Metres Relay Men - Round 1

First 2 in each heat (Q) and the next 2 fastest (q) advance to the Final

RECORDS	RESULT	TEAM	COUNTRY	VENUE	DATE
World U20 Record WU20R	3:00.33	United States	USA	Trujillo, PER	23 Jul 2017
Championships Record CR	3:01.09	United States	USA	Grosseto (Stadio Zecchini)	18 Jul 2004
World U20 Leading WU20L	3:05.57	United States	USA	Tampere	14 Jul 2018
Area U20 Record AU20R	National U20 Record NU20R		Season Best SB		

14 July 2018

RANK	PLACE	HEAT	LANE	BIB	TEAM	REACTION	RESULT		
1	1	3	4	USA	UNITED STATES	0.204	3:05.57	Q	WU20L
2	1	1	5	GBR	GREAT BRITAIN & NI	0.168	3:07.17	Q	WU20L
3	1	2	5	ITA	ITALY	0.207	3:08.35	Q	SB
4	2	2	2	AUS	AUSTRALIA	0.187	3:08.53 (.522)	Q	SB
5	3	2	3	GER	GERMANY	0.226	3:08.53 (.524)	q	SB
6	2	3	3	FRA	FRANCE	0.189	3:08.78	Q	SB
7	3	3	5	SRI	SRI LANKA	0.192	3:08.88	q	
8	2	1	8	BEL	BELGIUM	0.322	3:09.39	Q	SB
9	4	3	7	SUI	SWITZERLAND	0.217	3:09.48		NU20R
10	5	3	2	ZIM	ZIMBABWE	0.148	3:09.68		NU20R
11	4	2	7	TUR	TURKEY	0.318	3:09.87		SB
12	3	1	7	JPN	JAPAN	0.170	3:10.06		
13	4	1	2	POL	POLAND	0.176	3:10.68		
14	6	3	6	CAN	CANADA	0.213	3:11.58		SB
15	5	1	6	ETH	ETHIOPIA	0.272	3:12.63		SB
16	5	2	6	IND	INDIA	0.210	3:14.19		
17	6	1	3	CZE	CZECH REPUBLIC	0.198	3:14.71		
18	6	2	4	RSA	SOUTH AFRICA	0.260	3:26.44		
		1	4	JAM	JAMAICA	0.187	DQ		163.3(a)

NOTE IAAF Rule 163.3(a) - Lane infringement

ALL-TIME TOP LIST				SEASON TOP LIST			
RESULT	TEAM	VENUE	DATE	RESULT	TEAM	VENUE	2018
3:00.33	UNITED STATES (USA)	Trujillo, PER	23 Jul 17	3:05.57	UNITED STATES (USA)	Tampere	14 Jul
3:02.81	BOTSWANA (BOT)	Bydgoszcz (Stadion Zawisza)	24 Jul 16	3:07.17	GREAT BRITAIN & NI (GBR)	Tampere	14 Jul
3:03.77	JAMAICA (JAM)	Trujillo, PER	23 Jul 17	3:08.07	SOUTH AFRICA (RSA)	Boksburg (RSA)	28 Apr
3:04.11	JAPAN (JPN)	Eugene (Hayward Field), OR	27 Jul 14	3:08.10	POLAND (POL)	Vyškov (CZE)	16 Jun
3:04.22	CUBA (CUB)	Athina (Olympic Stadium)	20 Jul 86	3:08.21	SRI LANKA (SRI)	Colombo (SRI)	6 May
3:04.50	SOUTH AFRICA (RSA)	Grosseto (Stadio Zecchini)	18 Jul 04	3:08.31	BARBADOS (BAR)	Nassau (BAH)	2 Apr
3:04.58	GERMANY (GER)	Utrecht	23 Aug 81	3:08.35	ITALY (ITA)	Tampere	14 Jul
3:04.74	AUSTRALIA (AUS)	Anncy (Park des Sports)	2 Aug 98	3:08.53	GERMANY (GER)	Tampere	14 Jul
3:04.87	RUSSIA (RUS)	Rieti (Guidobaldi)	21 Jul 13	3:08.53	AUSTRALIA (AUS)	Tampere	14 Jul
3:05.05	POLAND (POL)	Barcelona (Estadio Olímpico)	15 Jul 12	3:08.78	FRANCE (FRA)	Tampere	14 Jul



RESULTS



4 x 400 Metres Relay Men - Round 1

First 2 in each heat (Q) and the next 2 fastest (q) advance to the Final

RECORDS	RESULT	TEAM	COUNTRY	VENUE	DATE	
World U20 Record	WU20R	3:00.33	United States	USA	Trujillo, PER	23 Jul 2017
Championships Record	CR	3:01.09	United States	USA	Grosseto (Stadio Zecchini)	18 Jul 2004
World U20 Leading	WU20L	3:05.57	United States	USA	Tampere	14 Jul 2018
Area U20 Record	AU20R		National U20 Record	NU20R		Season Best SB

Heat 1 **3**

14 July 2018 12:22 START TIME 24° C TEMPERATURE 54 % HUMIDITY

PLACE	TEAM	BIB	LANE	REACTION	RESULT	Fn
1	GREAT BRITAIN & NI 300 Alex HAYDOCK-WILSON 299 Joseph BRIER 298 Ellis GREATREX 306 Alex KNIBBS	GBR	5	0.168	3:07.17	Q WU20L
2	BELGIUM 150 Simon MAZEBO 149 Sven VAN DEN BERGH 152 Rayane BORLEE 147 Jonathan SACOOR	BEL	8	0.322	3:09.39	Q SB
3	JAPAN 440 Shuji MORI 441 Daichi SAWA 433 Hayata GOTO 439 Yusuke SHIRAO	JPN	7	0.170	3:10.66	
4	POLAND 522 Jacek MAJEWSKI 518 Sebastian JAKUBOWSKI 521 Adam MROCZEK 519 Szymon KREFT	POL	2	0.176	3:10.68	
5	ETHIOPIA 261 Mosisa SIYOUM 256 Melkamu ASSEFA 258 Gadisa BAYU 252 Abdurahman ABDO	ETH	6	0.272	3:12.63	SB
6	CZECH REPUBLIC 209 Ondrej HOLUB 211 Vladislav SADIROV 210 Ladislav TOPFER 213 Tomáš NEMEJC	CZE	3	0.198	3:14.71	
	JAMAICA 418 Malik SMITH 420 Dashawn MORRIS 416 Anthony CARPENTER 421 Shemar CHAMBERS	JAM	4	0.187	DQ	163.3(a)

NOTE IAAF Rule 163.3(a) - Lane infringement

INTERMEDIATE TIMES	400m	800m	1200m
GREAT BRITAIN & NI	46.33		
JAMAICA		1:33.94	
JAMAICA			2:21.05



RESULTS
4 x 400 Metres Relay Men - Round 1

Heat 2 **3**

14 July 2018 12:32 START TIME

24° C 54 %
TEMPERATURE HUMIDITY

PLACE	TEAM	BIB	LANE	REACTION	RESULT		Fn
1	ITALY 397 Klaudio GJETJA 399 Andrea ROMANI 403 Lorenzo BENATI 402 Edoardo SCOTTI	ITA	5	0.207	3:08.35	Q	SB
2	AUSTRALIA 120 Adam KOPP 115 Christian DAVIS 116 Harvey MURRANT 118 Ashley MOLONEY	AUS	2	0.187	3:08.53 (.522)	Q	SB
3	GERMANY 328 Justus RINGEL 319 Joscha BRETSCHNEIDER 320 Arne LEPPELSACK 316 Jean Paul BREDAU	GER	3	0.226	3:08.53 (.524)	q	SB
4	TURKEY 612 Akin ÖZYÜREK 611 Mahsum KORKMAZ 613 Ilyas CANAKCI 610 Ahmet KASAP	TUR	7	0.318	3:09.87		SB
5	INDIA 370 Rajesh RAMESH 369 Devender KUMAR 368 Stanley CIBBINKUMAR 367 Ayush DABAS	IND	6	0.210	3:14.19		
6	SOUTH AFRICA 556 Malesela SENONA 552 Thembo MONARENG 554 Lourens STEENEKAMP 551 Gabriel LOUW	RSA	4	0.260	3:26.44		

INTERMEDIATE TIMES		
400m	ITALY	47.50
800m	ITALY	1:33.72
1200m	ITALY	2:20.73



RESULTS
4 x 400 Metres Relay Men - Round 1

Heat 3 **3**

14 July 2018 12:44 START TIME

24° C 54 %
TEMPERATURE HUMIDITY

PLACE	TEAM	BIB	LANE	REACTION	RESULT	Fn
1	UNITED STATES 661 Matthew BOLING 660 Nicholas RAMEY 663 Justin ROBINSON 662 Umajesty WILLIAMS	USA	4	0.204	3:05.57	Q WU20L
2	FRANCE 280 Fabrisio SAIDY 281 Téo ANDANT 282 Antoine LEBLOIS 279 Lidji MBAYE	FRA	3	0.189	3:08.78	Q SB
3	SRI LANKA 567 Lakshan KODIKARA 568 Pabasara NIKU 569 Thiran RAVISHKA 565 Aruna DHARSHANA	SRI	5	0.192	3:08.88	q
4	SWITZERLAND 574 Julien BONVIN 578 Ricky PETRUCCIANI 581 Filippo MOGGI 579 William REAIS	SUI	7	0.217	3:09.48	NU20R
5	ZIMBABWE 672 Dickson Clever KAPANDURA 671 Ngoni Joel CHADYIWA 677 Blessing NYANDORO 675 Leon TAFIRENYIKA	ZIM	2	0.148	3:09.68	NU20R
6	CANADA 181 Khamal STEWART-BAYNES 183 Ruach Chuol PADHAL 185 Nathaniel ST. ROMAIN 186 Myles MISENER-DALEY	CAN	6	0.213	3:11.58	SB

INTERMEDIATE TIMES	400m	UNITED STATES	46.69
	800m	UNITED STATES	1:32.89
	1200m	UNITED STATES	2:18.85

ALL-TIME TOP LIST				SEASON TOP LIST			
RESULT	TEAM	VENUE	DATE	RESULT	TEAM	VENUE	2018
3:00.33	UNITED STATES (USA)	Trujillo, PER	23 Jul 17	3:05.57	UNITED STATES (USA)	Tampere	14 Jul
3:02.81	BOTSWANA (BOT)	Bydgoszcz (Stadion Zawisza)	24 Jul 16	3:07.17	GREAT BRITAIN & NI (GBR)	Tampere	14 Jul
3:03.77	JAMAICA (JAM)	Trujillo, PER	23 Jul 17	3:08.07	SOUTH AFRICA (RSA)	Boksburg (RSA)	28 Apr
3:04.11	JAPAN (JPN)	Eugene (Hayward Field), OR	27 Jul 14	3:08.10	POLAND (POL)	Vyškov (CZE)	16 Jun
3:04.22	CUBA (CUB)	Athína (Olympic Stadium)	20 Jul 86	3:08.21	SRI LANKA (SRI)	Colombo (SRI)	6 May
3:04.50	SOUTH AFRICA (RSA)	Grosseto (Stadio Zecchini)	18 Jul 04	3:08.31	BARBADOS (BAR)	Nassau (BAH)	2 Apr
3:04.58	GERMANY (GER)	Utrecht	23 Aug 81	3:08.35	ITALY (ITA)	Tampere	14 Jul
3:04.74	AUSTRALIA (AUS)	Anancy (Park des Sports)	2 Aug 98	3:08.53	GERMANY (GER)	Tampere	14 Jul
3:04.87	RUSSIA (RUS)	Rieti (Guidobaldi)	21 Jul 13	3:08.53	AUSTRALIA (AUS)	Tampere	14 Jul
3:05.05	POLAND (POL)	Barcelona (Estadio Olímpico)	15 Jul 12	3:08.78	FRANCE (FRA)	Tampere	14 Jul



SUMMARY



100 Metres Men - Decathlon U20

RECORDS	RESULT	NAME	COUNTRY	AGE	VENUE	DATE	
World Dec. U20 Best	WD20B	10.51	Ashley MOLONEY	AUS	18	Tampere 10 Jul 2018	
Champ. Decathlon Best	CDB	10.51	Ashley MOLONEY	AUS	18	Tampere 10 Jul 2018	
Area U20 Record	AU20R	National U20 Record	NU20R	Personal Best	PB	Season Best	SB

10 July 2018

RANK	PLACE	HEAT	LANE	BIB	NAME	COUNTRY	DATE of BIRTH	RESULT	WIND	POINTS	TOTAL
1	1	2	2	118	Ashley MOLONEY	AUS	13 Mar 00	10.51	WD20B -0.3	973	973
2	2	2	8	537	Ayden OWENS	PUR	28 May 00	10.67	PB -0.3	935	935
3	3	2	5	283	Makenson GLETTY	FRA	2 Apr 99	10.82	SB -0.3	901	901
4	4	2	6	117	Gary HAASBROEK	AUS	15 Mar 99	10.92	-0.3	878	878
5	5	2	4	576	Finley GAI0	SUI	15 Apr 99	10.97 (.962)	-0.3	867	867
6	6	2	3	643	Kyle GARLAND	USA	28 May 00	10.97 (.968)	-0.3	867	867
7	7	2	7	109	Stepan KEKIN	ANA	13 Nov 00	11.06	-0.3	847	847
8	1	1	2	334	Manuel WAGNER	GER	8 Mar 99	11.08 (.077)	-0.3	843	843
9	2	1	6	278	Steven FAUVEL-CLINCH	FRA	10 Apr 00	11.08 (.080)	SB -0.3	843	843
10	3	1	5	575	Simon EHAMMER	SUI	7 Feb 00	11.14	-0.3	830	830
11	4	1	7	532	Manuel DIAS	POR	28 Feb 99	11.23	-0.3	810	810
12	5	1	3	314	Andreas BECHMANN	GER	28 Sep 99	11.30	-0.3	795	795
13	6	1	8	133	Leon OKAFOR	AUT	24 Dec 99	11.41 (.404)	-0.3	771	771
14	7	1	4	275	Juuso TOIVONEN	FIN	9 Mar 00	11.41 (.407)	-0.3	771	771



RESULTS



100 Metres Men - Decathlon U20

RECORDS	RESULT	NAME	COUNTRY	AGE	VENUE	DATE	
World Dec. U20 Best	WD20B	10.51	Ashley MOLONEY	AUS	18	Tampere 10 Jul 2018	
Champ. Decathlon Best	CDB	10.51	Ashley MOLONEY	AUS	18	Tampere 10 Jul 2018	
Area U20 Record	AU20R	National U20 Record	NU20R	Personal Best	PB	Season Best	SB

Heat 1 **2** 10 July 2018 09:06 START TIME 19° C TEMPERATURE 60 % HUMIDITY -0.3 m/s WIND

PLACE	BIB	NAME	COUNTRY	DATE OF BIRTH	LANE	RESULT	REACTION	Fn	POINTS	TOTAL
1	334	Manuel WAGNER	GER	8 Mar 99	2	11.08 (.077)	0.162		843	843
2	278	Steven FAUVEL-CLINCH	FRA	10 Apr 00	6	11.08 (.080)	0.159	SB	843	843
3	575	Simon EHAMMER	SUI	7 Feb 00	5	11.14	0.168		830	830
4	532	Manuel DIAS	POR	28 Feb 99	7	11.23	0.173		810	810
5	314	Andreas BECHMANN	GER	28 Sep 99	3	11.30	0.164		795	795
6	133	Leon OKAFOR	AUT	24 Dec 99	8	11.41 (.404)	0.172		771	771
7	275	Juuso TOIVONEN	FIN	9 Mar 00	4	11.41 (.407)	0.177		771	771

Heat 2 **2** 10 July 2018 09:14 START TIME 19° C TEMPERATURE 60 % HUMIDITY -0.3 m/s WIND

PLACE	BIB	NAME	COUNTRY	DATE OF BIRTH	LANE	RESULT	REACTION	Fn	POINTS	TOTAL
1	118	Ashley MOLONEY	AUS	13 Mar 00	2	10.51	0.165	WD20B	973	973
2	537	Ayden OWENS	PUR	28 May 00	8	10.67	0.181	PB	935	935
3	283	Makenson GLETTY	FRA	2 Apr 99	5	10.82	0.185	SB	901	901
4	117	Gary HAASBROEK	AUS	15 Mar 99	6	10.92	0.160		878	878
5	576	Finley GAIO	SUI	15 Apr 99	4	10.97 (.962)	0.147		867	867
6	643	Kyle GARLAND	USA	28 May 00	3	10.97 (.968)	0.156		867	867
7	109	Stepan KEKIN	ANA	13 Nov 00	7	11.06	0.206		847	847




DECATHLON U20 SUMMARY AFTER 1 EVENT

RECORDS	RESULT	NAME	COUNTRY	AGE	VENUE	DATE
World U20 Record WU20R * ¹	8435	Niklas KAUL	GER	19	Grosseto (Stadio Zecchini)	23 Jul 2017
Championships Record CR	8162	Niklas KAUL	GER	18	Bydgoszcz (Stadion Zawisza)	20 Jul 2016
World U20 Leading WU20L	7817	Stepan KEKIN	ANA	18	Adler (RUS)	21 May 2018

*¹ = Pending ratification

10-11 July 2018



PLACE	BIB	NAME	COUNTRY	POINTS	POINTS BEHIND LEADER	100 Metres	Long Jump	Shot Put (6kg)	High Jump	400 Metres	110m Hurdles	Discus Throw	Pole Vault	Javelin Throw	1500 Metres
1	118	Ashley MOLONEY	AUS	973		10.51 (-0.3)									
2	537	Ayden OWENS	PUR	935	-38	10.67 (-0.3)									
3	283	Makenson GLETTY	FRA	901	-72	10.82 (-0.3)									
4	117	Gary HAASBROEK	AUS	878	-95	10.92 (-0.3)									
5	576	Finley GAIO	SUI	867	-106	10.97 (-0.3)									
5	643	Kyle GARLAND	USA	867	-106	10.97 (-0.3)									
7	109	Stepan KEKIN	ANA	847	-126	11.06 (-0.3)									
8	334	Manuel WAGNER	GER	843	-130	11.08 (-0.3)									
8	278	Steven FAUVEL-CLINCH	FRA	843	-130	11.08 (-0.3)									
10	575	Simon EHAMMER	SUI	830	-143	11.14 (-0.3)									
11	532	Manuel DIAS	POR	810	-163	11.23 (-0.3)									
12	314	Andreas BECHMANN	GER	795	-178	11.30 (-0.3)									
13	275	Juuso TOIVONEN	FIN	771	-202	11.41 (-0.3)									
13	133	Leon OKAFOR	AUT	771	-202	11.41 (-0.3)									



RACE ANALYSIS



1500 Metres Men - Decathlon U20

11 July 2018 19:26 START TIME 21° C TEMPERATURE 56 % HUMIDITY

PLACE	BIB	NAME	COUNTRY	DATE of BIRTH	RESULT
		300m			
		700m			
		1100m			
1	334	Manuel WAGNER	GER	8 Mar 99	4:29.45
		52.63 (1)			
		2:03.39 (1)			
		3:16.98 (1)			
		1:10.76 (1)			1:12.47 (8)
2	117	Gary HAASBROEK	AUS	15 Mar 99	4:35.48
		53.40 (4)			
		2:06.72 (2)			
		3:22.38 (2)			
		1:13.32 (2)			1:13.10 (9)
3	532	Manuel DIAS	POR	28 Feb 99	4:40.25
		53.39 (3)			
		2:11.06 (4)			
		3:29.32 (3)			
		1:17.67 (4)			1:10.93 (4)
4	118	Ashley MOLONEY	AUS	13 Mar 00	4:42.65 PB
		52.87 (2)			
		2:10.57 (3)			
		3:31.16 (4)			
		1:17.70 (5)			1:11.49 (5)
5	314	Andreas BECHMANN	GER	28 Sep 99	4:43.48
		53.97 (5)			
		2:11.52 (5)			
		3:31.68 (5)			
		1:17.55 (3)			1:11.80 (6)
6	275	Juuso TOIVONEN	FIN	9 Mar 00	4:43.53
		55.59 (8)			
		2:17.05 (10)			
		3:34.76 (6)			
		1:21.46 (10)			1:08.77 (2)
7	537	Ayden OWENS	PUR	28 May 00	4:44.76 PB
		54.23 (6)			
		2:14.99 (6)			
		3:36.07 (9)			
		1:20.76 (9)			1:08.69 (1)
8	133	Leon OKAFOR	AUT	24 Dec 99	4:46.50 SB
		56.65 (12)			
		2:16.59 (9)			
		3:36.33 (10)			
		1:19.94 (8)			1:10.17 (3)
9	575	Simon EHAMMER	SUI	7 Feb 00	4:47.36 PB
		56.46 (10)			
		2:16.18 (8)			
		3:34.98 (7)			
		1:19.72 (7)			1:12.38 (7)
10	576	Finley GAIO	SUI	15 Apr 99	4:55.46
		56.33 (9)			
		2:15.94 (7)			
		3:35.70 (8)			
		1:19.61 (6)			1:19.76 (7)
11	643	Kyle GARLAND	USA	28 May 00	4:58.42 SB
		55.18 (7)			
		2:17.71 (11)			
		3:43.79 (11)			
		1:22.53 (12)			1:14.63 (10)
	109	Stepan KEKIN	ANA	13 Nov 00	DNF
		56.63 (11)			
		2:18.12 (12)			
		1:21.49 (11)			



RESULTS



1500 Metres Men - Decathlon U20

RECORDS	RESULT	NAME	COUNTRY	AGE	VENUE	DATE	
World Dec. U20 Best	WD20B	4:07.85	Curtis BEACH	USA	19	Eugene, OR 26 Jun 2009	
Champ. Decathlon Best	CDB	4:21.35	Kevin MAYER	FRA	18	Moncton (Moncton Stadium) 21 Jul 2010	
Area U20 Record	AU20R	National U20 Record	NU20R	Personal Best	PB	Season Best	SB

11 July 2018 19:26 START TIME 21° C TEMPERATURE 56 % HUMIDITY

PLACE	BIB	NAME	COUNTRY	DATE of BIRTH	ORDER	RESULT	POINTS	TOTAL	
1	334	Manuel WAGNER	GER	8 Mar 99	8	4:29.45	748	7552	
2	117	Gary HAASBROEK	AUS	15 Mar 99	2	4:35.48	709	7798	
3	532	Manuel DIAS	POR	28 Feb 99	10	4:40.25	679	7212	
4	118	Ashley MOLONEY	AUS	13 Mar 00	1	4:42.65	PB	664	8190
5	314	Andreas BECHMANN	GER	28 Sep 99	9	4:43.48	659	7333	
6	275	Juuso TOIVONEN	FIN	9 Mar 00	11	4:43.53	658	7113	
7	537	Ayden OWENS	PUR	28 May 00	12	4:44.76	PB	651	6744
8	133	Leon OKAFOR	AUT	24 Dec 99	7	4:46.50	SB	640	7454
9	575	Simon EHAMMER	SUI	7 Feb 00	3	4:47.36	PB	635	7642
10	576	Finley GAIO	SUI	15 Apr 99	6	4:55.46	586	7455	
11	643	Kyle GARLAND	USA	28 May 00	5	4:58.42	SB	569	7451
	109	Stepan KEKIN	ANA	13 Nov 00	4	DNF	0	6984	

INTERMEDIATE TIMES	
	300m
	700m
	1100m



DECATHLON U20 FINAL RESULTS

RECORDS	RESULT	NAME	COUNTRY	AGE	VENUE	DATE	
World U20 Record	WU20R *	8435	Niklas KAUL	GER	19	Grosseto (Stadio Zecchini)	23 Jul 2017
Championships Record	CR	8190	Ashley MOLONEY	AUS	18	Tampere	11 Jul 2018
World U20 Leading	WU20L	8190	Ashley MOLONEY	AUS	18	Tampere	11 Jul 2018

*1 = Pending ratification

10-11 July 2018



PLACE	BIB	NAME	COUNTRY	POINTS	POINTS BEHIND LEADER	100 Metres	Long Jump	Shot Put (6kg)	High Jump	400 Metres	110m Hurdles	Discus Throw	Pole Vault	Javelin Throw	1500 Metres
1	118	Ashley MOLONEY	AUS	8190		10.51 (-0.3) 973 (1)	7.06 (+1.1) 828 (4)	12.83 657 (12)	2.10 896 (1)	46.86 965 (1)	14.13 (-0.3) 958 (4)	47.39 816 (2)	4.60 790 (3)	53.67 643 (4)	4:42.65 664 (4)
				CR											
2	117	Gary HAASBROEK	AUS	7798	-392	10.92 (-0.3) 878 (4)	7.26 (+0.3) 876 (3)	13.28 684 (9)	2.01 813 (2)	49.20 852 (3)	14.26 (-0.3) 941 (7)	40.54 676 (8)	4.30 702 (9)	55.25 667 (3)	4:35.48 709 (2)
				PB											
3	575	Simon EHAMMER	SUI	7642	-548	11.14 (-0.3) 830 (10)	7.45 (0.0) 922 (1)	13.44 694 (8)	2.01 813 (2)	50.15 808 (7)	14.13 (-0.3) 958 (5)	36.22 588 (11)	4.70 819 (2)	49.09 575 (8)	4:47.36 635 (9)
				PB											
4	334	Manuel WAGNER	GER	7552	-638	11.08 (-0.3) 843 (8)	6.81 (-1.0) 769 (11)	12.01 607 (14)	1.83 653 (13)	49.72 828 (4)	14.72 (+0.5) 884 (8)	44.74 761 (3)	4.50 760 (6)	57.43 699 (1)	4:29.45 748 (1)
				PB											
5	576	Finley GAI0	SUI	7455	-735	10.97 (-0.3) 867 (5)	7.28 (+0.2) 881 (2)	14.58 764 (3)	1.86 679 (11)	49.94 817 (6)	13.90 (-0.3) 987 (2)	36.96 603 (10)	4.30 702 (9)	48.65 569 (9)	4:55.46 586 (10)
				PB											
6	133	Leon OKAFOR	AUT	7454	-736	11.41 (-0.3) 771 (13)	6.62 (+2.5) 725 (13)	14.03 730 (6)	1.92 731 (7)	50.27 802 (8)	14.98 (+0.5) 852 (10)	44.63 759 (4)	4.50 760 (7)	56.44 684 (2)	4:46.50 640 (8)
				NU20R											
7	643	Kyle GARLAND	USA	7451	-739	10.97 (-0.3) 867 (6)	6.40 (-1.0) 675 (14)	15.11 796 (2)	2.01 813 (4)	50.59 788 (9)	13.99 (-0.3) 976 (3)	42.56 717 (7)	4.00 617 (12)	53.00 633 (5)	4:58.42 569 (11)
				PB											
8	314	Andreas BECHMANN	GER	7333	-857	11.30 (-0.3) 795 (12)	6.81 (-0.4) 769 (10)	14.17 739 (5)	1.92 731 (8)	48.92 865 (2)	14.97 (+0.5) 853 (9)	42.74 720 (5)	4.40 731 (8)	41.96 471 (12)	4:43.48 659 (5)
				PB											
9	532	Manuel DIAS	POR	7212	-978	11.23 (-0.3) 810 (11)	6.93 (0.0) 797 (7)	12.86 659 (11)	1.83 653 (12)	49.81 823 (5)	15.06 (+0.5) 842 (11)	37.64 617 (9)	4.60 790 (5)	46.82 542 (10)	4:40.25 679 (3)
				NU20R											
10	275	Juuso TOIVONEN	FIN	7113	-1077	11.41 (-0.3) 771 (14)	6.66 (-1.4) 734 (12)	12.12 614 (13)	1.98 785 (6)	50.67 784 (10)	15.42 (+0.5) 799 (12)	32.11 506 (12)	4.80 849 (1)	51.67 613 (6)	4:43.53 658 (6)
				PB											
11	109	Stepan KEKIN	ANA	6984	-1206	11.06 (-0.3) 847 (7)	6.90 (0.0) 790 (9)	14.25 744 (4)	1.83 653 (14)	50.81 778 (11)	14.19 (-0.3) 950 (6)	48.65 842 (1)	4.60 790 (4)	50.11 590 (7)	DNF 0
				PB											
12	537	Ayden OWENS	PUR	6744	-1446	10.67 (-0.3) 935 (2)	6.94 (+0.7) 799 (6)	13.71 711 (7)	1.92 731 (10)	DQ 0	13.74 (-0.3) 1008 (1)	42.72 720 (6)	4.30 702 (11)	43.06 487 (11)	4:44.76 651 (7)
				PB											
	283	Makenson GLETTY	FRA	DNF		10.82 (-0.3) 901 (3)	6.98 (-1.3) 809 (5)	16.03 853 (1)	1.98 785 (5)	DNF 0	DNS				
	278	Steven FAUVEL-CLINCH	FRA	DNF		11.08 (-0.3) 843 (9)	6.91 (0.0) 792 (8)	12.86 659 (10)	1.92 731 (8)	DNS					



SUMMARY



Long Jump Men - Decathlon U20

RECORDS	RESULT	NAME	COUNTRY	AGE	VENUE	DATE	
World Dec. U20 Best	WD20B	7.74 Cedric DUBLER	AUS	19	Eugene (Hayward Field), OR	22 Jul 2014	
Champ. Decathlon Best	CDB	7.74 Cedric DUBLER	AUS	19	Eugene (Hayward Field), OR	22 Jul 2014	
Area U20 Record	AU20R	National U20 Record	NU20R	Personal Best	PB	Season Best	SB

10 July 2018

RANK	PLACE	GROUP	BIB	NAME	COUNTRY	DATE of BIRTH	RESULT	WIND	POINTS	TOTAL
1	1	A	575	Simon EHAMMER	SUI	7 Feb 00	7.45	PB 0.0	922	1752
2	2	A	576	Finley GAIO	SUI	15 Apr 99	7.28	PB +0.2	881	1748
3	3	A	117	Gary HAASBROEK	AUS	15 Mar 99	7.26	+0.3	876	1754
4	4	A	118	Ashley MOLONEY	AUS	13 Mar 00	7.06	+1.1	828	1801
5	1	B	283	Makenson GLETTY	FRA	2 Apr 99	6.98	SB -1.3	809	1710
6	2	B	537	Ayden OWENS	PUR	28 May 00	6.94	+0.7	799	1734
7	3	B	532	Manuel DIAS	POR	28 Feb 99	6.93	PB 0.0	797	1607
8	5	A	278	Steven FAUVEL-CLINCH	FRA	10 Apr 00	6.91	0.0	792	1635
9	6	A	109	Stepan KEKIN	ANA	13 Nov 00	6.90	0.0	790	1637
10	7	A	314	Andreas BECHMANN	GER	28 Sep 99	6.81	-0.4	769	1564
11	4	B	334	Manuel WAGNER	GER	8 Mar 99	6.81	-1.0	769	1612
12	5	B	275	Juuso TOIVONEN	FIN	9 Mar 00	6.66	-1.4	734	1505
13	6	B	133	Leon OKAFOR	AUT	24 Dec 99	6.62	w +2.5	725	1496
14	7	B	643	Kyle GARLAND	USA	28 May 00	6.40	-1.0	675	1542



RESULTS



Long Jump Men - Decathlon U20

RECORDS	RESULT	NAME	COUNTRY	AGE	VENUE	DATE	
World Dec. U20 Best	WD20B	7.74 Cedric DUBLER	AUS	19	Eugene (Hayward Field), OR	22 Jul 2014	
Champ. Decathlon Best	CDB	7.74 Cedric DUBLER	AUS	19	Eugene (Hayward Field), OR	22 Jul 2014	
Area U20 Record	AU20R	National U20 Record	NU20R	Personal Best	PB	Season Best	SB

Group A		10 July 2018		09:50	START TIME	19° C	60 %				POINTS	TOTAL
						TEMPERATURE	HUMIDITY					
						20° C	56 %					
						10:16	END TIME					
PLACE	BIB	NAME	COUNTRY	DATE of BIRTH	ORDER	RESULT	1	2	3			
1	575	Simon EHAMMER	SUI	7 Feb 00	3	7.45 0.0	PB 6.99 -0.1	7.05 -1.0	7.45 0.0	922	1752	
2	576	Finley GAIO	SUI	15 Apr 99	6	7.28 +0.2	PB 7.28 +0.2	7.02 -1.6	7.18 +0.3	881	1748	
3	117	Gary HAASBROEK	AUS	15 Mar 99	7	7.26 +0.3	7.26 +0.3	7.24 +1.1	7.13 -0.7	876	1754	
4	118	Ashley MOLONEY	AUS	13 Mar 00	2	7.06 +1.1	X	X +0.4	7.06 +1.1	828	1801	
5	278	Steven FAUVEL-CLINCH	FRA	10 Apr 00	4	6.91 0.0	6.86 +0.3	X -1.6	6.91 0.0	792	1635	
6	109	Stepan KEKIN	ANA	13 Nov 00	1	6.90 0.0	X	6.66 -0.7	6.90	790	1637	
7	314	Andreas BECHMANN	GER	28 Sep 99	5	6.81 -0.4	6.53 -0.3	6.81 -0.4	6.78 -1.0	769	1564	

Group B		10 July 2018		09:50	START TIME	19° C	60 %				POINTS	TOTAL
						TEMPERATURE	HUMIDITY					
						20° C	56 %					
						10:20	END TIME					
PLACE	BIB	NAME	COUNTRY	DATE of BIRTH	ORDER	RESULT	1	2	3			
1	283	Makenson GLETTY	FRA	2 Apr 99	3	6.98 -1.3	SB 6.87 +0.1	6.94 +1.9	6.98 -1.3	809	1710	
2	537	Ayden OWENS	PUR	28 May 00	6	6.94 +0.7	6.59 +0.1	6.94 +0.7	6.91 -0.1	799	1734	
3	532	Manuel DIAS	POR	28 Feb 99	1	6.93 0.0	PB 6.93	6.86 -1.1	X +0.4	797	1607	
4	334	Manuel WAGNER	GER	8 Mar 99	7	6.81 -1.0	6.81 -1.0	X 0.0	6.72 +0.4	769	1612	
5	275	Juuso TOIVONEN	FIN	9 Mar 00	4	6.66 -1.4	X +0.1	X +2.0	6.66 -1.4	734	1505	
6	133	Leon OKAFOR	AUT	24 Dec 99	5	6.62 +2.5	6.47 +0.5	6.62 w +2.5	6.55 -0.6	725	1496	
7	643	Kyle GARLAND	USA	28 May 00	2	6.40 -1.0	X 0.0	6.40 -1.0	X -2.1	675	1542	

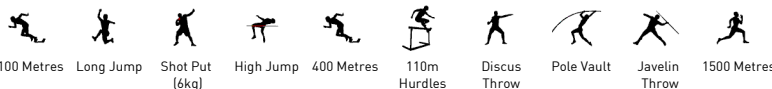


DECATHLON U20 SUMMARY AFTER 2 EVENTS

RECORDS	RESULT	NAME	COUNTRY	AGE	VENUE	DATE
World U20 Record WU20R * ¹	8435	Niklas KAUL	GER	19	Grosseto (Stadio Zecchini)	23 Jul 2017
Championships Record CR	8162	Niklas KAUL	GER	18	Bydgoszcz (Stadion Zawisza)	20 Jul 2016
World U20 Leading WU20L	7817	Stepan KEKIN	ANA	18	Adler (RUS)	21 May 2018

*¹ = Pending ratification

10-11 July 2018



PLACE	BIB	NAME	COUNTRY	POINTS	POINTS BEHIND LEADER	100 Metres	Long Jump	Shot Put (6kg)	High Jump	400 Metres	110m Hurdles	Discus Throw	Pole Vault	Javelin Throw	1500 Metres		
1	118	Ashley MOLONEY	AUS	1801		10.51 (-0.3) 973 (1)	7.06 (+1.1) 828 (4)									1801 (1)	
2	117	Gary HAASBROEK	AUS	1754	-47	10.92 (-0.3) 878 (4)	7.26 (+0.3) 876 (3)										1754 (2)
3	575	Simon EHAMMER	SUI	1752	-49	11.14 (-0.3) 830 (10)	7.45 (0.0) 922 (1)										1752 (3)
4	576	Finley GAIO	SUI	1748	-53	10.97 (-0.3) 867 (5)	7.28 (+0.2) 881 (2)										1748 (4)
5	537	Ayden OWENS	PUR	1734	-67	10.67 (-0.3) 935 (2)	6.94 (+0.7) 799 (6)										1734 (5)
6	283	Makenson GLETTY	FRA	1710	-91	10.82 (-0.3) 901 (3)	6.98 (-1.3) 809 (5)										1710 (6)
7	109	Stepan KEKIN	ANA	1637	-164	11.06 (-0.3) 847 (7)	6.90 (0.0) 790 (9)										1637 (7)
8	278	Steven FAUVEL-CLINCH	FRA	1635	-166	11.08 (-0.3) 843 (9)	6.91 (0.0) 792 (8)										1635 (8)
9	334	Manuel WAGNER	GER	1612	-189	11.08 (-0.3) 843 (8)	6.81 (-1.0) 769 (11)										1612 (9)
10	532	Manuel DIAS	POR	1607	-194	11.23 (-0.3) 810 (11)	6.93 (0.0) 797 (7)										1607 (10)
11	314	Andreas BECHMANN	GER	1564	-237	11.30 (-0.3) 795 (12)	6.81 (-0.4) 769 (10)										1564 (11)
12	643	Kyle GARLAND	USA	1542	-259	10.97 (-0.3) 867 (6)	6.40 (-1.0) 675 (14)										1542 (12)
13	275	Juuso TOIVONEN	FIN	1505	-296	11.41 (-0.3) 771 (14)	6.66 (-1.4) 734 (12)										1505 (13)
14	133	Leon OKAFOR	AUT	1496	-305	11.41 (-0.3) 771 (13)	6.62 (+2.5) 725 (13)										1496 (14)



RESULTS



Shot Put (6kg) Men - Decathlon U20

RECORDS	RESULT	NAME	COUNTRY	AGE	VENUE	DATE
World Dec. U20 Best	WD20B	17.15	Jan RUHRMANN	GER	19	Marburg 21 May 2016
Champ. Decathlon Best	CDB	16.51	Yordani GARCÍA	CUB	18	Beijing (Chaoyang Sport Center) 16 Aug 2006
Area U20 Record	AU20R		National U20 Record	NU20R		Personal Best PB
						Season Best SB

10 July 2018 11:44 START TIME 21° C TEMPERATURE 53 % HUMIDITY
12:26 END TIME 22° C

PLACE	BIB	NAME	COUNTRY	DATE of BIRTH	ORDER	RESULT	1	2	3	POINTS	TOTAL
1	283	Makenson GLETTY	FRA	2 Apr 99	6	16.03	15.27	15.21	16.03	853	2563
2	643	Kyle GARLAND	USA	28 May 00	11	15.11	X	14.38	15.11	796	2338
3	576	Finley GAIO	SUI	15 Apr 99	12	14.58	14.16	14.05	14.58	764	2512
4	109	Stepan KEKIN	ANA	13 Nov 00	13	14.25	X	12.93	14.25	744	2381
5	314	Andreas BECHMANN	GER	28 Sep 99	1	14.17	13.16	14.12	14.17	739	2303
6	133	Leon OKAFOR	AUT	24 Dec 99	10	14.03	13.87	X	14.03	730	2226
7	537	Ayden OWENS	PUR	28 May 00	5	13.71 PB	11.59	12.92	13.71	711	2445
8	575	Simon EHAMMER	SUI	7 Feb 00	7	13.44	11.62	13.44	12.79	694	2446
9	117	Gary HAASBROEK	AUS	15 Mar 99	8	13.28 PB	12.68	13.28	X	684	2438
10	278	Steven FAUVEL-CLINCH	FRA	10 Apr 00	2	12.86	12.04	12.08	12.86	659	2294
11	532	Manuel DIAS	POR	28 Feb 99	14	12.86	X	12.86	11.99	659	2266
12	118	Ashley MOLONEY	AUS	13 Mar 00	3	12.83	12.83	12.41	12.75	657	2458
13	275	Juuso TOIVONEN	FIN	9 Mar 00	9	12.12 PB	11.53	11.99	12.12	614	2119
14	334	Manuel WAGNER	GER	8 Mar 99	4	12.01 SB	10.95	11.59	12.01	607	2219

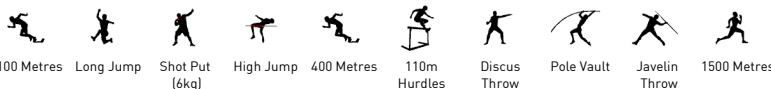


DECATHLON U20 SUMMARY AFTER 3 EVENTS

RECORDS	RESULT	NAME	COUNTRY	AGE	VENUE	DATE
World U20 Record	WU20R *	8435 Niklas KAUL	GER	19	Grosseto (Stadio Zecchini)	23 Jul 2017
Championships Record	CR	8162 Niklas KAUL	GER	18	Bydgoszcz (Stadion Zawisza)	20 Jul 2016
World U20 Leading	WU20L	7817 Stepan KEKIN	ANA	18	Adler (RUS)	21 May 2018

*1 = Pending ratification

10-11 July 2018



PLACE	BIB	NAME	COUNTRY	POINTS	POINTS BEHIND LEADER	100 Metres	Long Jump	Shot Put (6kg)	High Jump	400 Metres	110m Hurdles	Discus Throw	Pole Vault	Javelin Throw	1500 Metres
1	283	Makenson GLETTY	FRA	2563		10.82 (-0.3) 901 (3)	6.98 (-1.3) 809 (5) 1710 (6)	16.03 853 (1) 2563 (1)							
2	576	Finley GAIO	SUI	2512	-51	10.97 (-0.3) 867 (5)	7.28 (+0.2) 881 (2) 1748 (4)	14.58 764 (3) 2512 (2)							
3	118	Ashley MOLONEY	AUS	2458	-105	10.51 (-0.3) 973 (1)	7.06 (+1.1) 828 (4) 1801 (1)	12.83 657 (12) 2458 (3)							
4	575	Simon EHAMMER	SUI	2446	-117	11.14 (-0.3) 830 (10)	7.45 (0.0) 922 (1) 1752 (3)	13.44 694 (8) 2446 (4)							
5	537	Ayden OWENS	PUR	2445	-118	10.67 (-0.3) 935 (2)	6.94 (+0.7) 799 (6) 1734 (5)	13.71 711 (7) 2445 (5)							
6	117	Gary HAASBROEK	AUS	2438	-125	10.92 (-0.3) 878 (4)	7.26 (+0.3) 876 (3) 1754 (2)	13.28 684 (9) 2438 (6)							
7	109	Stepan KEKIN	ANA	2381	-182	11.06 (-0.3) 847 (7)	6.90 (0.0) 790 (9) 1637 (7)	14.25 744 (4) 2381 (7)							
8	643	Kyle GARLAND	USA	2338	-225	10.97 (-0.3) 867 (6)	6.40 (-1.0) 675 (14) 1542 (12)	15.11 796 (2) 2338 (8)							
9	314	Andreas BECHMANN	GER	2303	-260	11.30 (-0.3) 795 (12)	6.81 (-0.4) 769 (10) 1564 (11)	14.17 739 (5) 2303 (9)							
10	278	Steven FAUVEL-CLINCH	FRA	2294	-269	11.08 (-0.3) 843 (9)	6.91 (0.0) 792 (8) 1635 (8)	12.86 659 (10) 2294 (10)							
11	532	Manuel DIAS	POR	2266	-297	11.23 (-0.3) 810 (11)	6.93 (0.0) 797 (7) 1607 (10)	12.86 659 (11) 2266 (11)							
12	133	Leon OKAFOR	AUT	2226	-337	11.41 (-0.3) 771 (13)	6.62 (+2.5) 725 (13) 1496 (14)	14.03 730 (6) 2226 (12)							
13	334	Manuel WAGNER	GER	2219	-344	11.08 (-0.3) 843 (8)	6.81 (-1.0) 769 (11) 1612 (9)	12.01 607 (14) 2219 (13)							
14	275	Juuso TOIVONEN	FIN	2119	-444	11.41 (-0.3) 771 (14)	6.66 (-1.4) 734 (12) 1505 (13)	12.12 614 (13) 2119 (14)							



SUMMARY



High Jump Men - Decathlon U20

RECORDS	RESULT	NAME	COUNTRY	AGE	VENUE	DATE	
World Dec. U20 Best	WD20B	2.17 Gunnar NIXON	USA	19	Bloomington, IN	15 Jun 2012	
Champ. Decathlon Best	CDB	2.10 Haibo LIU	CHN	19	Beijing (Chaoyang Sport Center)	16 Aug 2006	
Champ. Decathlon Best	CDB	2.10 Gunnar NIXON	USA	19	Barcelona (Estadio Olímpico)	10 Jul 2012	
Champ. Decathlon Best	CDB	2.10 Niklas KAUL	GER	18	Bydgoszcz (Stadion Zawisza)	19 Jul 2016	
Area U20 Record	AU20R	National U20 Record	NU20R	Personal Best	PB	Season Best	SB

10 July 2018

RANK	PLACE	GROUP	BIB	NAME	COUNTRY	DATE of BIRTH	RESULT		POINTS	TOTAL
1	1	A	118	Ashley MOLONEY	AUS	13 Mar 00	2.10	CDB	896	3354
2	2	A	117	Gary HAASBROEK	AUS	15 Mar 99	2.01	PB	813	3251
2	2	A	575	Simon EHAMMER	SUI	7 Feb 00	2.01	PB	813	3259
4	4	A	643	Kyle GARLAND	USA	28 May 00	2.01		813	3151
5	5	A	283	Makenson GLETTY	FRA	2 Apr 99	1.98		785	3348
6	1	B	275	Juuso TOIVONEN	FIN	9 Mar 00	1.98	PB	785	2904
7	2	B	133	Leon OKAFOR	AUT	24 Dec 99	1.92		731	2957
8	6	A	314	Andreas BECHMANN	GER	28 Sep 99	1.92		731	3034
8	6	A	278	Steven FAUVEL-CLINCH	FRA	10 Apr 00	1.92		731	3025
10	3	B	537	Ayden OWENS	PUR	28 May 00	1.92		731	3176
11	4	B	576	Finley GAIO	SUI	15 Apr 99	1.86		679	3191
12	5	B	532	Manuel DIAS	POR	28 Feb 99	1.83	PB	653	2919
13	6	B	334	Manuel WAGNER	GER	8 Mar 99	1.83		653	2872
14	7	B	109	Stepan KEKIN	ANA	13 Nov 00	1.83		653	3034



RESULTS

High Jump Men - Decathlon U20



RECORDS	RESULT	NAME	COUNTRY	AGE	VENUE	DATE			
World Dec. U20 Best	WD20B	2.17	Gunnar NIXON	USA	19	Bloomington, IN	15 Jun 2012		
Champ. Decathlon Best	CDB	2.10	Haibo LIU	CHN	19	Beijing (Chaoyang Sport Center)	16 Aug 2006		
Champ. Decathlon Best	CDB	2.10	Gunnar NIXON	USA	19	Barcelona (Estadio Olímpico)	10 Jul 2012		
Champ. Decathlon Best	CDB	2.10	Niklas KAUL	GER	18	Bydgoszcz (Stadion Zawisza)	19 Jul 2016		
Area U20 Record	AU20R		National U20 Record	NU20R		Personal Best	PB	Season Best	SB

Group A

10 July 2018 16:01 START TIME 23° C 41 %
TEMPERATURE HUMIDITY
17:24 END TIME 22° C 46 %

PLACE	BIB	NAME	COUNTRY	DATE of BIRTH	ORDER	RESULT	1.77	1.80	1.83	1.86	1.89	1.92	1.95	1.98	2.01	2.04	2.07	POINTS	TOTAL	
1	118	Ashley MOLONEY	AUS	13 Mar 00	6	2.10	CDB	-	XO	-	0	-	0	0	0	XO	0	XXO	896	3354
2	575	Simon EHAMMER	SUI	7 Feb 00	5	2.01	PB	-	-	-	0	-	0	0	0	0	XXX		813	3259
2	117	Gary HAASBROEK	AUS	15 Mar 99	4	2.01	PB	-	-	-	0	-	0	0	0	XXX		813	3251	
4	643	Kyle GARLAND	USA	28 May 00	1	2.01		0	0	-	0	0	0	XO	0	XXO	XXX		813	3151
5	283	Makenson GLETTY	FRA	2 Apr 99	7	1.98		0	-	0	0	-	0	XXO	0	XXX		785	3348	
6	314	Andreas BECHMANN	GER	28 Sep 99	3	1.92		-	-	XO	0	0	0	XXX				731	3034	
6	278	Steven FAUVEL-CLINCH	FRA	10 Apr 00	2	1.92		0	-	0	0	XO	0	XXX				731	3025	

Group B

10 July 2018 17:13 START TIME 23° C 44 %
TEMPERATURE HUMIDITY
17:14 END TIME 23° C 44 %

PLACE	BIB	NAME	COUNTRY	DATE of BIRTH	ORDER	RESULT	1.68	1.71	1.74	1.77	1.80	1.83	1.86	1.89	1.92	1.95	1.98	POINTS	TOTAL	
1	275	Juuso TOIVONEN	FIN	9 Mar 00	7	1.98	PB	-	-	-	-	0	-	0	0	0	XO	XO	785	2904
2	133	Leon OKAFOR	AUT	24 Dec 99	2	1.92		-	-	-	-	0	0	0	0	0	XXX		731	2957
3	537	Ayden OWENS	PUR	28 May 00	3	1.92		-	-	0	-	0	-	XO	-	XXO	XXX		731	3176
4	576	Finley GAIO	SUI	15 Apr 99	4	1.86		-	-	-	0	-	0	0	XXX			679	3191	
5	532	Manuel DIAS	POR	28 Feb 99	5	1.83	PB	-	-	0	0	0	0	XXX				653	2919	
6	334	Manuel WAGNER	GER	8 Mar 99	1	1.83		-	-	0	0	XO	0	XXX				653	2872	
7	109	Stepan KEKIN	ANA	13 Nov 00	6	1.83		-	-	XXO	XXO	XO	XO	XXX				653	3034	




DECATHLON U20 SUMMARY AFTER 4 EVENTS

CORRECTED ACCORDING TO RULE 200.12

RECORDS	RESULT	NAME	COUNTRY	AGE	VENUE	DATE
World U20 Record	WU20R *	8435 Niklas KAUL	GER	19	Grosseto (Stadio Zecchini)	23 Jul 2017
Championships Record	CR	8162 Niklas KAUL	GER	18	Bydgoszcz (Stadion Zawisza)	20 Jul 2016
World U20 Leading	WU20L	7817 Stepan KEKIN	ANA	18	Adler (RUS)	21 May 2018

*1 = Pending ratification

10-11 July 2018



PLACE	BIB	NAME	COUNTRY	POINTS	POINTS BEHIND LEADER	100 Metres	Long Jump	Shot Put (6kg)	High Jump	400 Metres	110m Hurdles	Discus Throw	Pole Vault	Javelin Throw	1500 Metres
1	118	Ashley MOLONEY	AUS	3354		10.51 (-0.3) 973 (1)	7.06 (+1.1) 828 (4)	12.83 657 (12)	2.10 896 (1)						
2	283	Makenson GLETTY	FRA	3348	-6	10.82 (-0.3) 901 (3)	6.98 (-1.3) 809 (5)	16.03 853 (1)	1.98 785 (5)						
3	575	Simon EHAMMER	SUI	3259	-95	11.14 (-0.3) 830 (10)	7.45 (0.0) 922 (1)	13.44 694 (8)	2.01 813 (2)						
4	117	Gary HAASBROEK	AUS	3251	-103	10.92 (-0.3) 878 (4)	7.26 (+0.3) 876 (3)	13.28 684 (9)	2.01 813 (2)						
5	576	Finley GAIO	SUI	3191	-163	10.97 (-0.3) 867 (5)	7.28 (+0.2) 881 (2)	14.58 764 (3)	1.86 679 (11)						
6	537	Ayden OWENS	PUR	3176	-178	10.67 (-0.3) 935 (2)	6.94 (+0.7) 799 (6)	13.71 711 (7)	1.92 731 (10)						
7	643	Kyle GARLAND	USA	3151	-203	10.97 (-0.3) 867 (6)	6.40 (-1.0) 675 (14)	15.11 796 (2)	2.01 813 (4)						
8	314	Andreas BECHMANN	GER	3034	-320	11.30 (-0.3) 795 (12)	6.81 (-0.4) 769 (10)	14.17 739 (5)	1.92 731 (8)						
8	109	Stepan KEKIN	ANA	3034	-320	11.06 (-0.3) 847 (7)	6.90 (0.0) 790 (9)	14.25 744 (4)	1.83 653 (14)						
10	278	Steven FAUVEL-CLINCH	FRA	3025	-329	11.08 (-0.3) 843 (9)	6.91 (0.0) 792 (8)	12.86 659 (10)	1.92 731 (8)						
11	133	Leon OKAFOR	AUT	2957	-397	11.41 (-0.3) 771 (13)	6.62 (+2.5) 725 (13)	14.03 730 (6)	1.92 731 (7)						
12	532	Manuel DIAS	POR	2919	-435	11.23 (-0.3) 810 (11)	6.93 (0.0) 797 (7)	12.86 659 (11)	1.83 653 (12)						
13	275	Juuso TOIVONEN	FIN	2904	-450	11.41 (-0.3) 771 (14)	6.66 (-1.4) 734 (12)	12.12 614 (13)	1.98 785 (6)						
14	334	Manuel WAGNER	GER	2872	-482	11.08 (-0.3) 843 (8)	6.81 (-1.0) 769 (11)	12.01 607 (14)	1.83 653 (13)						



SUMMARY



400 Metres Men - Decathlon U20

BIB 537 DISQUALIFIED BY THE REFEREE

RECORDS	RESULT	NAME	COUNTRY	AGE	VENUE	DATE	
World Dec. U20 Best	WD20B	46.86 Ashley MOLONEY	AUS	18	Tampere	10 Jul 2018	
Champ. Decathlon Best	CDB	46.86 Ashley MOLONEY	AUS	18	Tampere	10 Jul 2018	
Area U20 Record	AU20R	National U20 Record	NU20R	Personal Best	PB	Season Best	SB

10 July 2018

RANK	PLACE	HEAT	LANE	BIB	NAME	COUNTRY	DATE of BIRTH	RESULT		POINTS	TOTAL	
1	1	2	2	118	Ashley MOLONEY	AUS	13 Mar 00	46.86	WD20B	965	4319	
2	1	1	8	314	Andreas BECHMANN	GER	28 Sep 99	48.92	PB	865	3899	
3	2	2	3	117	Gary HAASBROEK	AUS	15 Mar 99	49.20		852	4103	
4	3	2	8	334	Manuel WAGNER	GER	8 Mar 99	49.72		828	3700	
5	2	1	6	532	Manuel DIAS	POR	28 Feb 99	49.81	PB	823	3742	
6	4	2	5	576	Finley GAIO	SUI	15 Apr 99	49.94		817	4008	
7	3	1	7	575	Simon EHAMMER	SUI	7 Feb 00	50.15	PB	808	4067	
8	4	1	2	133	Leon OKAFOR	AUT	24 Dec 99	50.27	SB	802	3759	
9	5	1	4	643	Kyle GARLAND	USA	28 May 00	50.59		788	3939	
10	6	1	3	275	Juuso TOIVONEN	FIN	9 Mar 00	50.67	PB	784	3688	
11	7	1	5	109	Stepan KEKIN	ANA	13 Nov 00	50.81		778	3812	
			2	6	283	Makenson GLETTY	FRA	2 Apr 99	DNF	0	3348	
			2	7	537	Ayden OWENS	PUR	28 May 00	DQ	163.3(b)	0	3176
			2	4	278	Steven FAUVEL-CLINCH	FRA	10 Apr 00	DNS		0	0

NOTE IAAF Rule 163.3(b) - Infringement of the inside border



RESULTS

400 Metres Men - Decathlon U20



BIB 537 DISQUALIFIED BY THE REFEREE

RECORDS	RESULT	NAME	COUNTRY	AGE	VENUE	DATE
World Dec. U20 Best	WD20B	46.86	Ashley MOLONEY	AUS	18	Tampere 10 Jul 2018
Champ. Decathlon Best	CDB	46.86	Ashley MOLONEY	AUS	18	Tampere 10 Jul 2018
Area U20 Record	AU20R		National U20 Record	NU20R	Personal Best	PB
					Season Best	SB

Heat 1

2

10 July 2018 18:15 START TIME 23° C TEMPERATURE 44 % HUMIDITY

PLACE	BIB	NAME	COUNTRY	DATE of BIRTH	LANE	RESULT	REACTION	F _n	POINTS	TOTAL
1	314	Andreas BECHMANN	GER	28 Sep 99	8	48.92	PB	0.180	865	3899
2	532	Manuel DIAS	POR	28 Feb 99	6	49.81	PB	0.150	823	3742
3	575	Simon EHAMMER	SUI	7 Feb 00	7	50.15	PB	0.167	808	4067
4	133	Leon OKAFOR	AUT	24 Dec 99	2	50.27	SB	0.156	802	3759
5	643	Kyle GARLAND	USA	28 May 00	4	50.59		0.172	788	3939
6	275	Juuso TOIVONEN	FIN	9 Mar 00	3	50.67	PB	0.168	784	3688
7	109	Stepan KEKIN	ANA	13 Nov 00	5	50.81		0.163	778	3812

Heat 2

2

10 July 2018 18:22 START TIME 23° C TEMPERATURE 44 % HUMIDITY

PLACE	BIB	NAME	COUNTRY	DATE of BIRTH	LANE	RESULT	REACTION	F _n	POINTS	TOTAL
1	118	Ashley MOLONEY	AUS	13 Mar 00	2	46.86	WD20B	0.155	965	4319
2	117	Gary HAASBROEK	AUS	15 Mar 99	3	49.20		0.154	852	4103
3	334	Manuel WAGNER	GER	8 Mar 99	8	49.72		0.179	828	3700
4	576	Finley GAIO	SUI	15 Apr 99	5	49.94		0.183	817	4008
	283	Makenson GLETTY	FRA	2 Apr 99	6	DNF		0.201	0	3348
	537	Ayden OWENS	PUR	28 May 00	7	DQ 163.3(b)		0.167	0	3176
	278	Steven FAUVEL-CLINCH	FRA	10 Apr 00	4	DNS				0

NOTE IAAF Rule 163.3(b) - Infringement of the inside border


DECATHLON U20 SUMMARY AFTER 5 EVENTS

BIB 537 DISQUALIFIED BY THE REFEREE

RECORDS	RESULT	NAME	COUNTRY	AGE	VENUE	DATE
World U20 Record WU20R *	8435	Niklas KAUL	GER	19	Grosseto (Stadio Zecchini)	23 Jul 2017
Championships Record CR	8162	Niklas KAUL	GER	18	Bydgoszcz (Stadion Zawisza)	20 Jul 2016
World U20 Leading WU20L	7817	Stepan KEKIN	ANA	18	Adler (RUS)	21 May 2018

*1 = Pending ratification

10-11 July 2018



PLACE	BIB	NAME	COUNTRY	POINTS	POINTS BEHIND LEADER	100 Metres	Long Jump	Shot Put (6kg)	High Jump	400 Metres	110m Hurdles	Discus Throw	Pole Vault	Javelin Throw	1500 Metres
1	118	Ashley MOLONEY	AUS	4319		10.51 (-0.3) 973 (1)	7.06 (+1.1) 828 (4) 1801 (1)	12.83 657 (12) 2458 (3)	2.10 896 (1) 3354 (1)	46.86 965 (1) 4319 (1)					
2	117	Gary HAASBROEK	AUS	4103	-216	10.92 (-0.3) 878 (4)	7.26 (+0.3) 876 (3) 1754 (2)	13.28 684 (9) 2438 (6)	2.01 813 (2) 3251 (4)	49.20 852 (3) 4103 (2)					
3	575	Simon EHAMMER	SUI	4067	-252	11.14 (-0.3) 830 (10)	7.45 (0.0) 922 (1) 1752 (3)	13.44 694 (8) 2446 (4)	2.01 813 (2) 3259 (3)	50.15 808 (7) 4067 (3)					
4	576	Finley GAIO	SUI	4008	-311	10.97 (-0.3) 867 (5)	7.28 (+0.2) 881 (2) 1748 (4)	14.58 764 (3) 2512 (2)	1.86 679 (11) 3191 (5)	49.94 817 (6) 4008 (4)					
5	643	Kyle GARLAND	USA	3939	-380	10.97 (-0.3) 867 (6)	6.40 (-1.0) 675 (14) 1542 (12)	15.11 796 (2) 2338 (8)	2.01 813 (4) 3151 (7)	50.59 788 (9) 3939 (5)					
6	314	Andreas BECHMANN	GER	3899	-420	11.30 (-0.3) 795 (12)	6.81 (-0.4) 769 (10) 1564 (11)	14.17 739 (5) 2303 (9)	1.92 731 (8) 3034 (9)	48.92 865 (2) 3899 (6)					
7	109	Stepan KEKIN	ANA	3812	-507	11.06 (-0.3) 847 (7)	6.90 (0.0) 790 (9) 1637 (7)	14.25 744 (4) 2381 (7)	1.83 653 (14) 3034 (8)	50.81 778 (11) 3812 (7)					
8	133	Leon OKAFOR	AUT	3759	-560	11.41 (-0.3) 771 (13)	6.62 (+2.5) 725 (13) 1496 (14)	14.03 730 (6) 2226 (12)	1.92 731 (7) 2957 (11)	50.27 802 (8) 3759 (8)					
9	532	Manuel DIAS	POR	3742	-577	11.23 (-0.3) 810 (11)	6.93 (0.0) 797 (7) 1607 (10)	12.86 659 (11) 2266 (11)	1.83 653 (12) 2919 (12)	49.81 823 (5) 3742 (9)					
10	334	Manuel WAGNER	GER	3700	-619	11.08 (-0.3) 843 (8)	6.81 (-1.0) 769 (11) 1612 (9)	12.01 607 (14) 2219 (13)	1.83 653 (13) 2872 (14)	49.72 828 (4) 3700 (10)					
11	275	Juuso TOIVONEN	FIN	3688	-631	11.41 (-0.3) 771 (14)	6.66 (-1.4) 734 (12) 1505 (13)	12.12 614 (13) 2119 (14)	1.98 785 (6) 2904 (13)	50.67 784 (10) 3688 (11)					
12	283	Makenson GLETTY	FRA	3348	-971	10.82 (-0.3) 901 (3)	6.98 (-1.3) 809 (5) 1710 (6)	16.03 853 (1) 2563 (1)	1.98 785 (5) 3348 (2)	DNF 0 3348 (12)					
13	537	Ayden OWENS	PUR	3176	-1143	10.67 (-0.3) 935 (2)	6.94 (+0.7) 799 (6) 1734 (5)	13.71 711 (7) 2445 (5)	1.92 731 (10) 3176 (6)	DQ 0 3176 (13)					
	278	Steven FAUVEL-CLINCH	FRA	DNF		11.08 (-0.3) 843 (9)	6.91 (0.0) 792 (8) 1635 (8)	12.86 659 (10) 2294 (10)	1.92 731 (8) 3025 (10)	DNS					



SUMMARY



110m Hurdles (99.0cm) Men - Decathlon U20

RECORDS	RESULT	NAME	COUNTRY	AGE	VENUE	DATE	
World Dec. U20 Best	WD20B	13.64	Yuma MARUYAMA	JPN	19	Nagano 11 Jun 2017	
Champ. Decathlon Best	CDB	13.74	Ayden OWENS	PUR	18	Tampere 11 Jul 2018	
Area U20 Record	AU20R	National U20 Record	NU20R	Personal Best	PB	Season Best	SB

11 July 2018

RANK	PLACE	HEAT	LANE	BIB	NAME	COUNTRY	DATE of BIRTH	RESULT	WIND	POINTS	TOTAL
1	1	2	7	537	Ayden OWENS	PUR	28 May 00	13.74	CDB -0.3	1008	4184
2	2	2	3	576	Finley GAIO	SUI	15 Apr 99	13.90	-0.3	987	4995
3	3	2	4	643	Kyle GARLAND	USA	28 May 00	13.99	-0.3	976	4915
4	4	2	5	118	Ashley MOLONEY	AUS	13 Mar 00	14.13 (.128)	PB -0.3	958	5277
5	5	2	8	575	Simon EHAMMER	SUI	7 Feb 00	14.13 (.129)	PB -0.3	958	5025
6	6	2	6	109	Stepan KEKIN	ANA	13 Nov 00	14.19	PB -0.3	950	4762
7	7	2	2	117	Gary HAASBROEK	AUS	15 Mar 99	14.26	-0.3	941	5044
8	1	1	5	334	Manuel WAGNER	GER	8 Mar 99	14.72	+0.5	884	4584
9	2	1	2	314	Andreas BECHMANN	GER	28 Sep 99	14.97	PB +0.5	853	4752
10	3	1	7	133	Leon OKAFOR	AUT	24 Dec 99	14.98	PB +0.5	852	4611
11	4	1	4	532	Manuel DIAS	POR	28 Feb 99	15.06	SB +0.5	842	4584
12	5	1	6	275	Juuso TOIVONEN	FIN	9 Mar 00	15.42	+0.5	799	4487
			1	3	Makenson GLETTY	FRA	2 Apr 99	DNS	+0.5		0
			1	8	Steven FAUVEL-CLINCH	FRA	10 Apr 00	DNS	+0.5		0



RESULTS



110m Hurdles (99.0cm) Men - Decathlon U20

RECORDS	RESULT	NAME	COUNTRY	AGE	VENUE	DATE
World Dec. U20 Best	WD20B	13.64	Yuma MARUYAMA	JPN	19	Nagano 11 Jun 2017
Champ. Decathlon Best	CDB	13.74	Ayden OWENS	PUR	18	Tampere 11 Jul 2018
Area U20 Record	AU20R		National U20 Record	NU20R		Personal Best
					PB	Season Best
						SB

Heat 1 **2** 11 July 2018 09:04 START TIME 19° C TEMPERATURE 68 % HUMIDITY +0.5 m/s WIND

PLACE	BIB	NAME	COUNTRY	DATE OF BIRTH	LANE	RESULT	REACTION	Fn	POINTS	TOTAL
1	334	Manuel WAGNER	GER	8 Mar 99	5	14.72			884	4584
2	314	Andreas BECHMANN	GER	28 Sep 99	2	14.97	PB	0.179	853	4752
3	133	Leon OKAFOR	AUT	24 Dec 99	7	14.98	PB	0.167	852	4611
4	532	Manuel DIAS	POR	28 Feb 99	4	15.06	SB	0.147	842	4584
5	275	Juuso TOIVONEN	FIN	9 Mar 00	6	15.42		0.197	799	4487
	278	Steven FAUVEL-CLINCH	FRA	10 Apr 00	8	DNS				0
	283	Makenson GLETTY	FRA	2 Apr 99	3	DNS				0

Heat 2 **2** 11 July 2018 09:11 START TIME 19° C TEMPERATURE 68 % HUMIDITY -0.3 m/s WIND

PLACE	BIB	NAME	COUNTRY	DATE OF BIRTH	LANE	RESULT	REACTION	Fn	POINTS	TOTAL
1	537	Ayden OWENS	PUR	28 May 00	7	13.74	CDB	0.159	1008	4184
2	576	Finley GAIO	SUI	15 Apr 99	3	13.90		0.151	987	4995
3	643	Kyle GARLAND	USA	28 May 00	4	13.99		0.146	976	4915
4	118	Ashley MOLONEY	AUS	13 Mar 00	5	14.13 [128]	PB	0.149	958	5277
5	575	Simon EHAMMER	SUI	7 Feb 00	8	14.13 [129]	PB	0.158	958	5025
6	109	Stepan KEKIN	ANA	13 Nov 00	6	14.19	PB	0.151	950	4762
7	117	Gary HAASBROEK	AUS	15 Mar 99	2	14.26		0.140	941	5044




DECATHLON U20 SUMMARY AFTER 6 EVENTS

CORRECTED ACCORDING TO RULE 200.12

RECORDS	RESULT	NAME	COUNTRY	AGE	VENUE	DATE
World U20 Record WU20R *	8435	Niklas KAUL	GER	19	Grosseto (Stadio Zecchini)	23 Jul 2017
Championships Record CR	8162	Niklas KAUL	GER	18	Bydgoszcz (Stadion Zawisza)	20 Jul 2016
World U20 Leading WU20L	7817	Stepan KEKIN	ANA	18	Adler (RUS)	21 May 2018

*1 = Pending ratification

10-11 July 2018



PLACE	BIB	NAME	COUNTRY	POINTS	POINTS BEHIND LEADER	100 Metres	Long Jump	Shot Put (6kg)	High Jump	400 Metres	110m Hurdles	Discus Throw	Pole Vault	Javelin Throw	1500 Metres
1	118	Ashley MOLONEY	AUS	5277		10.51 (-0.3) 973 (1)	7.06 (+1.1) 828 (4) 1801 (1)	12.83 657 (12) 2458 (3)	2.10 896 (1) 3354 (1)	46.86 965 (1) 4319 (1)	14.13 (-0.3) 958 (4) 5277 (1)				
2	117	Gary HAASBROEK	AUS	5044	-233	10.92 (-0.3) 878 (4)	7.26 (+0.3) 876 (3) 1754 (2)	13.28 684 (9) 2438 (6)	2.01 813 (2) 3251 (4)	49.20 852 (3) 4103 (2)	14.26 (-0.3) 941 (7) 5044 (2)				
3	575	Simon EHAMMER	SUI	5025	-252	11.14 (-0.3) 830 (10)	7.45 (0.0) 922 (1) 1752 (3)	13.44 694 (8) 2446 (4)	2.01 813 (2) 3259 (3)	50.15 808 (7) 4067 (3)	14.13 (-0.3) 958 (5) 5025 (3)				
4	576	Finley GAIO	SUI	4995	-282	10.97 (-0.3) 867 (5)	7.28 (+0.2) 881 (2) 1748 (4)	14.58 764 (3) 2512 (2)	1.86 679 (11) 3191 (5)	49.94 817 (6) 4008 (4)	13.90 (-0.3) 987 (2) 4995 (4)				
5	643	Kyle GARLAND	USA	4915	-362	10.97 (-0.3) 867 (6)	6.40 (-1.0) 675 (14) 1542 (12)	15.11 796 (2) 2338 (8)	2.01 813 (4) 3151 (7)	50.59 788 (9) 3939 (5)	13.99 (-0.3) 976 (3) 4915 (5)				
6	109	Stepan KEKIN	ANA	4762	-515	11.06 (-0.3) 847 (7)	6.90 (0.0) 790 (9) 1637 (7)	14.25 744 (4) 2381 (7)	1.83 653 (14) 3034 (8)	50.81 778 (11) 3812 (7)	14.19 (-0.3) 950 (6) 4762 (6)				
7	314	Andreas BECHMANN	GER	4752	-525	11.30 (-0.3) 795 (12)	6.81 (-0.4) 769 (10) 1564 (11)	14.17 739 (5) 2303 (9)	1.92 731 (8) 3034 (8)	48.92 865 (2) 3899 (6)	14.97 (+0.5) 853 (9) 4752 (7)				
8	133	Leon OKAFOR	AUT	4611	-666	11.41 (-0.3) 771 (13)	6.62 (+2.5) 725 (13) 1496 (14)	14.03 730 (6) 2226 (12)	1.92 731 (7) 2957 (11)	50.27 802 (8) 3759 (8)	14.98 (+0.5) 852 (10) 4611 (8)				
9	532	Manuel DIAS	POR	4584	-693	11.23 (-0.3) 810 (11)	6.93 (0.0) 797 (7) 1607 (10)	12.86 659 (11) 2266 (11)	1.83 653 (12) 2919 (12)	49.81 823 (5) 3742 (9)	15.06 (+0.5) 842 (11) 4584 (9)				
9	334	Manuel WAGNER	GER	4584	-693	11.08 (-0.3) 843 (8)	6.81 (-1.0) 769 (11) 1612 (9)	12.01 607 (14) 2219 (13)	1.83 653 (13) 2872 (14)	49.72 828 (4) 3700 (10)	14.72 (+0.5) 884 (8) 4584 (9)				
11	275	Juuso TOIVONEN	FIN	4487	-790	11.41 (-0.3) 771 (14)	6.66 (-1.4) 734 (12) 1505 (13)	12.12 614 (13) 2119 (14)	1.98 785 (6) 2904 (13)	50.67 784 (10) 3688 (11)	15.42 (+0.5) 799 (12) 4487 (11)				
12	537	Ayden OWENS	PUR	4184	-1093	10.67 (-0.3) 935 (2)	6.94 (+0.7) 799 (6) 1734 (5)	13.71 711 (7) 2445 (5)	1.92 731 (10) 3176 (6)	DQ 0 3176 (13)	13.74 (-0.3) 1008 (1) 4184 (12)				
	283	Makenson GLETTY	FRA	DNF		10.82 (-0.3) 901 (3)	6.98 (-1.3) 809 (5) 1710 (6)	16.03 853 (1) 2563 (1)	1.98 785 (5) 3348 (2)	DNF 0 3348 (12)	DNS				
	278	Steven FAUVEL-CLINCH	FRA	DNF		11.08 (-0.3) 843 (9)	6.91 (0.0) 792 (8) 1635 (8)	12.86 659 (10) 2294 (10)	1.92 731 (8) 3025 (10)	DNF					



RESULTS



Discus Throw (1.750kg) Men - Decathlon U20

RECORDS	RESULT	NAME	COUNTRY	AGE	VENUE	DATE	
World Dec. U20 Best	WD20B	54.75	Jan DOLEŽAL	CZE	19	Eskilstuna 19 Jul 2015	
Champ. Decathlon Best	CDB	51.67	Santiago FORD	CUB	19	Bydgoszcz (Stadion Zawisza) 20 Jul 2016	
Area U20 Record	AU20R	National U20 Record	NU20R	Personal Best	PB	Season Best	SB

11 July 2018 09:54 START TIME 20° C TEMPERATURE 64 % HUMIDITY
10:29 END TIME 21° C

PLACE	BIB	NAME	COUNTRY	DATE of BIRTH	ORDER	RESULT	1	2	3	POINTS	TOTAL
1	109	Stepan KEKIN	ANA	13 Nov 00	1	48.65 PB	39.90	X	48.65	842	5604
2	118	Ashley MOLONEY	AUS	13 Mar 00	11	47.39 PB	37.51	43.21	47.39	816	6093
3	334	Manuel WAGNER	GER	8 Mar 99	6	44.74 PB	41.77	41.18	44.74	761	5345
4	133	Leon OKAFOR	AUT	24 Dec 99	10	44.63 PB	42.76	X	44.63	759	5370
5	314	Andreas BECHMANN	GER	28 Sep 99	12	42.74	39.04	42.74	38.95	720	5472
6	537	Ayden OWENS	PUR	28 May 00	4	42.72 PB	39.26	42.72	X	720	4904
7	643	Kyle GARLAND	USA	28 May 00	2	42.56	X	42.56	X	717	5632
8	117	Gary HAASBROEK	AUS	15 Mar 99	14	40.54 PB	X	38.13	40.54	676	5720
9	532	Manuel DIAS	POR	28 Feb 99	9	37.64	37.64	35.61	X	617	5201
10	576	Finley GAIO	SUI	15 Apr 99	13	36.96	X	X	36.96	603	5598
11	575	Simon EHAMMER	SUI	7 Feb 00	5	36.22 PB	34.03	36.22	X	588	5613
12	275	Juuso TOIVONEN	FIN	9 Mar 00	8	32.11 PB	30.47	32.11	X	506	4993
	278	Steven FAUVEL-CLINCH	FRA	10 Apr 00	3	DNS					0
	283	Makenson GLETTY	FRA	2 Apr 99	7	DNS					0

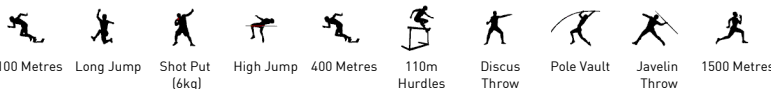


DECATHLON U20 SUMMARY AFTER 7 EVENTS

RECORDS	RESULT	NAME	COUNTRY	AGE	VENUE	DATE	
World U20 Record	WU20R *	8435	Niklas KAUL	GER	19	Grosseto (Stadio Zecchini)	23 Jul 2017
Championships Record	CR	8162	Niklas KAUL	GER	18	Bydgoszcz (Stadion Zawisza)	20 Jul 2016
World U20 Leading	WU20L	7817	Stepan KEKIN	ANA	18	Adler (RUS)	21 May 2018

*1 = Pending ratification

10-11 July 2018



PLACE	BIB	NAME	COUNTRY	POINTS	POINTS BEHIND LEADER	100 Metres	Long Jump	Shot Put (6kg)	High Jump	400 Metres	110m Hurdles	Discus Throw	Pole Vault	Javelin Throw	1500 Metres
1	118	Ashley MOLONEY	AUS	6093		10.51 (-0.3) 973 (1)	7.06 (+1.1) 828 (4) 1801 (1)	12.83 657 (12) 2458 (3)	2.10 896 (1) 3354 (1)	46.86 965 (1) 4319 (1)	14.13 (-0.3) 958 (4) 5277 (1)	47.39 816 (2) 6093 (1)			
2	117	Gary HAASBROEK	AUS	5720	-373	10.92 (-0.3) 878 (4)	7.26 (+0.3) 876 (3) 1754 (2)	13.28 684 (9) 2438 (6)	2.01 813 (2) 3251 (4)	49.20 852 (3) 4103 (2)	14.26 (-0.3) 941 (7) 5044 (2)	40.54 676 (8) 5720 (2)			
3	643	Kyle GARLAND	USA	5632	-461	10.97 (-0.3) 867 (6)	6.40 (-1.0) 675 (14) 1542 (12)	15.11 796 (2) 2338 (8)	2.01 813 (4) 3151 (7)	50.59 788 (9) 3939 (5)	13.99 (-0.3) 976 (3) 4915 (5)	42.56 717 (7) 5632 (3)			
4	575	Simon EHAMMER	SUI	5613	-480	11.14 (-0.3) 830 (10)	7.45 (0.0) 922 (1) 1752 (3)	13.44 694 (8) 2446 (4)	2.01 813 (2) 3259 (3)	50.15 808 (7) 4067 (3)	14.13 (-0.3) 958 (5) 5025 (3)	36.22 588 (11) 5613 (4)			
5	109	Stepan KEKIN	ANA	5604	-489	11.06 (-0.3) 847 (7)	6.90 (0.0) 790 (9) 1637 (7)	14.25 744 (4) 2381 (7)	1.83 653 (14) 3034 (8)	50.81 778 (11) 3812 (7)	14.19 (-0.3) 950 (6) 4762 (6)	48.65 842 (1) 5604 (5)			
6	576	Finley GAIO	SUI	5598	-495	10.97 (-0.3) 867 (5)	7.28 (+0.2) 881 (2) 1748 (4)	14.58 764 (3) 2512 (2)	1.86 679 (11) 3191 (5)	49.94 817 (6) 4008 (4)	13.90 (-0.3) 987 (2) 4995 (4)	36.96 603 (10) 5598 (6)			
7	314	Andreas BECHMANN	GER	5472	-621	11.30 (-0.3) 795 (12)	6.81 (-0.4) 769 (10) 1564 (11)	14.17 739 (5) 2303 (9)	1.92 731 (8) 3034 (9)	48.92 865 (2) 3899 (6)	14.97 (+0.5) 853 (9) 4752 (7)	42.74 720 (5) 5472 (7)			
8	133	Leon OKAFOR	AUT	5370	-723	11.41 (-0.3) 771 (13)	6.62 (+2.5) 725 (13) 1496 (14)	14.03 730 (6) 2226 (12)	1.92 731 (7) 2957 (11)	50.27 802 (8) 3759 (8)	14.98 (+0.5) 852 (10) 4611 (8)	44.63 759 (4) 5370 (8)			
9	334	Manuel WAGNER	GER	5345	-748	11.08 (-0.3) 843 (8)	6.81 (-1.0) 769 (11) 1612 (9)	12.01 607 (14) 2219 (13)	1.83 653 (13) 2872 (14)	49.72 828 (4) 3700 (10)	14.72 (+0.5) 884 (8) 4584 (9)	44.74 761 (3) 5345 (9)			
10	532	Manuel DIAS	POR	5201	-892	11.23 (-0.3) 810 (11)	6.93 (0.0) 797 (7) 1607 (10)	12.86 659 (11) 2266 (11)	1.83 653 (12) 2919 (12)	49.81 823 (5) 3742 (9)	15.06 (+0.5) 842 (11) 4584 (10)	37.64 617 (9) 5201 (10)			
11	275	Juuso TOIVONEN	FIN	4993	-1100	11.41 (-0.3) 771 (14)	6.66 (-1.4) 734 (12) 1505 (13)	12.12 614 (13) 2119 (14)	1.98 785 (6) 2904 (13)	50.67 784 (10) 3688 (11)	15.42 (+0.5) 799 (12) 4487 (11)	32.11 506 (12) 4993 (11)			
12	537	Ayden OWENS	PUR	4904	-1189	10.67 (-0.3) 935 (2)	6.94 (+0.7) 799 (6) 1734 (5)	13.71 711 (7) 2445 (5)	1.92 731 (10) 3176 (6)	DQ 0 3176 (13)	13.74 (-0.3) 1008 (1) 4184 (12)	42.72 720 (6) 4904 (12)			
	283	Makenson GLETTY	FRA	DNF		10.82 (-0.3) 901 (3)	6.98 (-1.3) 809 (5) 1710 (6)	16.03 853 (1) 2563 (1)	1.98 785 (5) 3348 (2)	DNF 0 3348 (12)	DNS				
	278	Steven FAUVEL-CLINCH	FRA	DNF		11.08 (-0.3) 843 (9)	6.91 (0.0) 792 (8) 1635 (8)	12.86 659 (10) 2294 (10)	1.92 731 (8) 3025 (10)	DNS					



SUMMARY



Pole Vault Men - Decathlon U20

RECORDS	RESULT	NAME	COUNTRY	AGE	VENUE	DATE	
World Dec. U20 Best	WD20B	5.10 Alexis QUEST	FRA	18	Saint-Denis de La Réunion	12 Mar 2017	
Champ. Decathlon Best	CDB	5.00 Ilya SHKURENEV	RUS	19	Moncton (Moncton Stadium)	21 Jul 2010	
Champ. Decathlon Best	CDB	5.00 Mathias AKO	FRA	19	Eugene (Hayward Field), OR	23 Jul 2014	
Area U20 Record	AU20R	National U20 Record	NU20R	Personal Best	PB	Season Best	SB

11 July 2018

RANK	PLACE	GROUP	BIB	NAME	COUNTRY	DATE of BIRTH	RESULT		POINTS	TOTAL
1	1	A	275	Juuso TOIVONEN	FIN	9 Mar 00	4.80	PB	849	5842
2	2	A	575	Simon EHAMMER	SUI	7 Feb 00	4.70	PB	819	6432
3	1	B	118	Ashley MOLONEY	AUS	13 Mar 00	4.60	PB	790	6883
4	3	A	109	Stepan KEKIN	ANA	13 Nov 00	4.60		790	6394
5	4	A	532	Manuel DIAS	POR	28 Feb 99	4.60	PB	790	5991
6	2	B	334	Manuel WAGNER	GER	8 Mar 99	4.50	PB	760	6105
7	3	B	133	Leon OKAFOR	AUT	24 Dec 99	4.50	PB	760	6130
8	5	A	314	Andreas BECHMANN	GER	28 Sep 99	4.40		731	6203
9	4	B	576	Finley GAIO	SUI	15 Apr 99	4.30		702	6300
9	6	A	117	Gary HAASBROEK	AUS	15 Mar 99	4.30		702	6422
11	5	B	537	Ayden OWENS	PUR	28 May 00	4.30	PB	702	5606
12	6	B	643	Kyle GARLAND	USA	28 May 00	4.00	PB	617	6249
		A	283	Makenson GLETTY	FRA	2 Apr 99	DNS			0
		B	278	Steven FAUVEL-CLINCH	FRA	10 Apr 00	DNS			0



RESULTS

Pole Vault Men - Decathlon U20



RECORDS	RESULT	NAME	COUNTRY	AGE	VENUE	DATE	
World Dec. U20 Best	WD20B	5.10 Alexis QUEST	FRA	18	Saint-Denis de La Réunion	12 Mar 2017	
Champ. Decathlon Best	CDB	5.00 Ilya SHKURENEV	RUS	19	Moncton (Moncton Stadium)	21 Jul 2010	
Champ. Decathlon Best	CDB	5.00 Mathias AKO	FRA	19	Eugene (Hayward Field), OR	23 Jul 2014	
Area U20 Record	AU20R	National U20 Record	NU20R	Personal Best	PB	Season Best	SB

Group A

11 July 2018 12:41 START TIME 21° C TEMPERATURE 49 % HUMIDITY
14:01 END TIME 21° C 56 %

PLACE	BIB	NAME	COUNTRY	DATE of BIRTH	ORDER	RESULT	4.00	4.10	4.20	4.30	4.40	4.50	4.60	4.70	4.80	4.90	POINTS	TOTAL
1	275	Juuso TOIVONEN	FIN	9 Mar 00	1	4.80 PB	-	-	-	0	0	0	0	XO	XO	XXX	849	5842
2	575	Simon EHAMMER	SUI	7 Feb 00	4	4.70 PB	-	-	0	0	0	0	XO	XO	XXX		819	6432
3	109	Stepan KEKIN	ANA	13 Nov 00	3	4.60	-	-	XO	XXO	-	0	0	XXX			790	6394
4	532	Manuel DIAS	POR	28 Feb 99	7	4.60 PB	-	0	-	0	0	XXO	XXO	XXX			790	5991
5	314	Andreas BECHMANN	GER	28 Sep 99	2	4.40	-	-	-	-	0	XXX					731	6203
6	117	Gary HAASBROEK	AUS	15 Mar 99	5	4.30	-	-	-	0	-	XXX					702	6422
	283	Makenson GLETTY	FRA	2 Apr 99	6	DNS												0

Group B

11 July 2018 12:39 START TIME 21° C TEMPERATURE 49 % HUMIDITY
14:02 END TIME 21° C 56 %

PLACE	BIB	NAME	COUNTRY	DATE of BIRTH	ORDER	RESULT	3.20	3.30	3.40	3.50	3.60	3.70	3.80	3.90	4.00	4.10	4.20	POINTS	TOTAL
1	118	Ashley MOLONEY	AUS	13 Mar 00	4	4.60 PB	4.30	4.40	4.50	4.60								790	6883
2	334	Manuel WAGNER	GER	8 Mar 99	2	4.50 PB	-	0	-	0					XO	0	XO	760	6105
3	133	Leon OKAFOR	AUT	24 Dec 99	7	4.50 PB	XO	XO	XO	XXX					XO	0	-	760	6130
4	576	Finley GAIO	SUI	15 Apr 99	1	4.30	0	XXO	XXO	XXX					0	-	0	702	6300
5	537	Ayden OWENS	PUR	28 May 00	6	4.30 PB	0	XXX							0	-	0	702	5606
6	643	Kyle GARLAND	USA	28 May 00	5	4.00 PB	XXO	XXX							0	XO	XXX	617	6249
	278	Steven FAUVEL-CLINCH	FRA	10 Apr 00	3	DNS													0



DECATHLON U20 SUMMARY AFTER 8 EVENTS

RECORDS	RESULT	NAME	COUNTRY	AGE	VENUE	DATE
World U20 Record	WU20R *	8435 Niklas KAUL	GER	19	Grosseto (Stadio Zecchini)	23 Jul 2017
Championships Record	CR	8162 Niklas KAUL	GER	18	Bydgoszcz (Stadion Zawisza)	20 Jul 2016
World U20 Leading	WU20L	7817 Stepan KEKIN	ANA	18	Adler (RUS)	21 May 2018

*1 = Pending ratification

10-11 July 2018



PLACE	BIB	NAME	COUNTRY	POINTS	POINTS BEHIND LEADER	100 Metres	Long Jump	Shot Put (6kg)	High Jump	400 Metres	110m Hurdles	Discus Throw	Pole Vault	Javelin Throw	1500 Metres
1	118	Ashley MOLONEY	AUS	6883		10.51 (-0.3) 973 (1)	7.06 (+1.1) 828 (4)	12.83 657 (12)	2.10 896 (1)	46.86 965 (1)	14.13 (-0.3) 958 (4)	47.39 816 (2)	4.60 790 (3)		
2	575	Simon EHAMMER	SUI	6432	-451	11.14 (-0.3) 830 (10)	7.45 (0.0) 922 (1)	13.44 694 (8)	2.01 813 (2)	50.15 808 (7)	14.13 (-0.3) 958 (5)	36.22 588 (11)	4.70 819 (2)		
3	117	Gary HAASBROEK	AUS	6422	-461	10.92 (-0.3) 878 (4)	7.26 (+0.3) 876 (3)	13.28 684 (9)	2.01 813 (2)	49.20 852 (3)	14.26 (-0.3) 941 (7)	40.54 676 (8)	4.30 702 (9)		
4	109	Stepan KEKIN	ANA	6394	-489	11.06 (-0.3) 847 (7)	6.90 (0.0) 790 (9)	14.25 744 (4)	1.83 653 (14)	50.81 778 (11)	14.19 (-0.3) 950 (6)	48.65 842 (1)	4.60 790 (4)		
5	576	Finley GAIO	SUI	6300	-583	10.97 (-0.3) 867 (5)	7.28 (+0.2) 881 (2)	14.58 764 (3)	1.86 679 (11)	49.94 817 (6)	13.90 (-0.3) 987 (2)	36.96 603 (10)	4.30 702 (9)		
6	643	Kyle GARLAND	USA	6249	-634	10.97 (-0.3) 867 (6)	6.40 (-1.0) 675 (14)	15.11 796 (2)	2.01 813 (4)	50.59 788 (9)	13.99 (-0.3) 976 (3)	42.56 717 (7)	4.00 617 (12)		
7	314	Andreas BECHMANN	GER	6203	-680	11.30 (-0.3) 795 (12)	6.81 (-0.4) 769 (10)	14.17 739 (5)	1.92 731 (8)	48.92 865 (2)	14.97 (+0.5) 853 (9)	42.74 720 (5)	4.40 731 (8)		
8	133	Leon OKAFOR	AUT	6130	-753	11.41 (-0.3) 771 (13)	6.62 (+2.5) 725 (13)	14.03 730 (6)	1.92 731 (7)	50.27 802 (8)	14.98 (+0.5) 852 (10)	44.63 759 (4)	4.50 760 (7)		
9	334	Manuel WAGNER	GER	6105	-778	11.08 (-0.3) 843 (8)	6.81 (-1.0) 769 (11)	12.01 607 (14)	1.83 653 (13)	49.72 828 (4)	14.72 (+0.5) 884 (8)	44.74 761 (3)	4.50 760 (6)		
10	532	Manuel DIAS	POR	5991	-892	11.23 (-0.3) 810 (11)	6.93 (0.0) 797 (7)	12.86 659 (11)	1.83 653 (12)	49.81 823 (5)	15.06 (+0.5) 842 (11)	37.64 617 (9)	4.60 790 (5)		
11	275	Juuso TOIVONEN	FIN	5842	-1041	11.41 (-0.3) 771 (14)	6.66 (-1.4) 734 (12)	12.12 614 (13)	1.98 785 (6)	50.67 784 (10)	15.42 (+0.5) 799 (12)	32.11 506 (12)	4.80 849 (1)		
12	537	Ayden OWENS	PUR	5606	-1277	10.67 (-0.3) 935 (2)	6.94 (+0.7) 799 (6)	13.71 711 (7)	1.92 731 (10)	DQ 0	13.74 (-0.3) 1008 (1)	42.72 720 (6)	4.30 702 (11)		
	283	Makenson GLETTY	FRA	DNF		10.82 (-0.3) 901 (3)	6.98 (-1.3) 809 (5)	16.03 853 (1)	1.98 785 (5)	DNF 0	DNS				
	278	Steven FAUVEL-CLINCH	FRA	DNF		11.08 (-0.3) 843 (9)	6.91 (0.0) 792 (8)	12.86 659 (10)	1.92 731 (8)	DNS					

RESULTS



Javelin Throw Men - Decathlon U20

RECORDS	RESULT	NAME	COUNTRY	AGE	VENUE	DATE	
World Dec. U20 Best	WD20B	71.59	Niklas KAUL	GER	18	Bydgoszcz (Stadion Zawisza) 20 Jul 2016	
Champ. Decathlon Best	CDB	71.59	Niklas KAUL	GER	18	Bydgoszcz (Stadion Zawisza) 20 Jul 2016	
Area U20 Record	AU20R	National U20 Record	NU20R	Personal Best	PB	Season Best	SB

11 July 2018 16:29 START TIME 22° C TEMPERATURE 53 % HUMIDITY
16:59 END TIME 21° C 56 %

PLACE	BIB	NAME	COUNTRY	DATE of BIRTH	ORDER	RESULT	1	2	3	POINTS	TOTAL
1	334	Manuel WAGNER	GER	8 Mar 99	6	57.43 PB	57.43	-	-	699	6804
2	133	Leon OKAFOR	AUT	24 Dec 99	5	56.44 PB	54.92	56.44	X	684	6814
3	117	Gary HAASBROEK	AUS	15 Mar 99	13	55.25 PB	55.25	55.11	53.46	667	7089
4	118	Ashley MOLONEY	AUS	13 Mar 00	9	53.67 PB	53.67	47.70	52.74	643	7526
5	643	Kyle GARLAND	USA	28 May 00	2	53.00	47.11	53.00	50.37	633	6882
6	275	Juuso TOIVONEN	FIN	9 Mar 00	12	51.67	48.66	47.48	51.67	613	6455
7	109	Stepan KEKIN	ANA	13 Nov 00	4	50.11	48.65	50.11	X	590	6984
8	575	Simon EHAMMER	SUI	7 Feb 00	7	49.09 PB	47.02	45.27	49.09	575	7007
9	576	Finley GAIO	SUI	15 Apr 99	14	48.65 PB	X	48.65	X	569	6869
10	532	Manuel DIAS	POR	28 Feb 99	1	46.82 PB	46.82	45.51	X	542	6533
11	537	Ayden OWENS	PUR	28 May 00	10	43.06	43.06	42.69	41.93	487	6093
12	314	Andreas BECHMANN	GER	28 Sep 99	8	41.96	41.39	41.96	X	471	6674
	278	Steven FAUVEL-CLINCH	FRA	10 Apr 00	3	DNS					0
	283	Makenson GLETTY	FRA	2 Apr 99	11	DNS					0




DECATHLON U20 SUMMARY AFTER 9 EVENTS

RECORDS	RESULT	NAME	COUNTRY	AGE	VENUE	DATE	
World U20 Record	WU20R *	8435	Niklas KAUL	GER	19	Grosseto (Stadio Zecchini)	23 Jul 2017
Championships Record	CR	8162	Niklas KAUL	GER	18	Bydgoszcz (Stadion Zawisza)	20 Jul 2016
World U20 Leading	WU20L	7817	Stepan KEKIN	ANA	18	Adler (RUS)	21 May 2018

*1 = Pending ratification

10-11 July 2018



PLACE	BIB	NAME	COUNTRY	POINTS	POINTS BEHIND LEADER	100 Metres	Long Jump	Shot Put (6kg)	High Jump	400 Metres	110m Hurdles	Discus Throw	Pole Vault	Javelin Throw	1500 Metres
1	118	Ashley MOLONEY	AUS	7526		10.51 (-0.3) 973 (1)	7.06 (+1.1) 828 (4)	12.83 657 (12)	2.10 896 (1)	46.86 965 (1)	14.13 (-0.3) 958 (4)	47.39 816 (2)	4.60 790 (3)		53.67 643 (4)
2	117	Gary HAASBROEK	AUS	7089	-437	10.92 (-0.3) 878 (4)	7.26 (+0.3) 876 (3)	13.28 684 (9)	2.01 813 (2)	49.20 852 (3)	14.26 (-0.3) 941 (7)	40.54 676 (8)	4.30 702 (9)		55.25 667 (3)
3	575	Simon EHAMMER	SUI	7007	-519	11.14 (-0.3) 830 (10)	7.45 (0.0) 922 (1)	13.44 694 (8)	2.01 813 (2)	50.15 808 (7)	14.13 (-0.3) 958 (5)	36.22 588 (11)	4.70 819 (2)		49.09 575 (8)
4	109	Stepan KEKIN	ANA	6984	-542	11.06 (-0.3) 847 (7)	6.90 (0.0) 790 (9)	14.25 744 (4)	1.83 653 (14)	50.81 778 (11)	14.19 (-0.3) 950 (6)	48.65 842 (1)	4.60 790 (4)		50.11 590 (7)
5	643	Kyle GARLAND	USA	6882	-644	10.97 (-0.3) 867 (6)	6.40 (-1.0) 675 (14)	15.11 796 (2)	2.01 813 (4)	50.59 788 (9)	13.99 (-0.3) 976 (3)	42.56 717 (7)	4.00 617 (12)		53.00 633 (5)
6	576	Finley GAIO	SUI	6869	-657	10.97 (-0.3) 867 (5)	7.28 (+0.2) 881 (2)	14.58 764 (3)	1.86 679 (11)	49.94 817 (6)	13.90 (-0.3) 987 (2)	36.96 603 (10)	4.30 702 (9)		48.65 569 (9)
7	133	Leon OKAFOR	AUT	6814	-712	11.41 (-0.3) 771 (13)	6.62 (+0.5) 725 (13)	14.03 730 (6)	1.92 731 (7)	50.27 802 (8)	14.98 (+0.5) 852 (10)	44.63 759 (4)	4.50 760 (7)		56.44 684 (2)
8	334	Manuel WAGNER	GER	6804	-722	11.08 (-0.3) 843 (8)	6.81 (-1.0) 769 (11)	12.01 607 (14)	1.83 653 (13)	49.72 828 (4)	14.72 (+0.5) 884 (8)	44.74 761 (3)	4.50 760 (6)		57.43 699 (1)
9	314	Andreas BECHMANN	GER	6674	-852	11.30 (-0.3) 795 (12)	6.81 (-0.4) 769 (10)	14.17 739 (5)	1.92 731 (8)	48.92 865 (2)	14.97 (+0.5) 853 (9)	42.74 720 (5)	4.40 731 (8)		41.96 471 (12)
10	532	Manuel DIAS	POR	6533	-993	11.23 (-0.3) 810 (11)	6.93 (0.0) 797 (7)	12.86 659 (11)	1.83 653 (12)	49.81 823 (5)	15.06 (+0.5) 842 (11)	37.64 617 (9)	4.60 790 (5)		46.82 542 (10)
11	275	Juuso TOIVONEN	FIN	6455	-1071	11.41 (-0.3) 771 (14)	6.66 (-1.4) 734 (12)	12.12 614 (13)	1.98 785 (6)	50.67 784 (10)	15.42 (+0.5) 799 (12)	32.11 506 (12)	4.80 849 (1)		51.67 613 (6)
12	537	Ayden OWENS	PUR	6093	-1433	10.67 (-0.3) 935 (2)	6.94 (+0.7) 799 (6)	13.71 711 (7)	1.92 731 (10)	DQ 0	13.74 (-0.3) 1008 (1)	42.72 720 (6)	4.30 702 (11)		43.06 487 (11)
	283	Makenson GLETTY	FRA	DNF		10.82 (-0.3) 901 (3)	6.98 (-1.3) 809 (5)	16.03 853 (1)	1.98 785 (5)	DNF 0	DNS				
	278	Steven FAUVEL-CLINCH	FRA	DNF		11.08 (-0.3) 843 (9)	6.91 (0.0) 792 (8)	12.86 659 (10)	1.92 731 (8)	DNS					

RESULTS



100 Metres Women - Final

RECORDS	RESULT	NAME	COUNTRY	AGE	VENUE	DATE	
World U20 Record	WU20R	10.88	Marlies GÖHR	GDR	19	Dresden 1 Jul 1977	
Championships Record	CR	11.03	Twanisha TERRY	USA	19	Tampere 12 Jul 2018	
World U20 Leading	WU20L	10.99	Twanisha TERRY	USA	19	Torrance (USA) 21 Apr 2018	
Area U20 Record	AU20R	National U20 Record	NU20R	Personal Best	PB	Season Best	SB

12 July 2018 21:14 START TIME 21° C TEMPERATURE 56 % HUMIDITY 0.0 m/s WIND

PLACE	BIB	NAME	COUNTRY	DATE OF BIRTH	LANE	RESULT	REACTION	Fn
1	1780	Briana WILLIAMS	JAM	21 Mar 02	4	11.16	0.192	
2	1965	Twanisha TERRY	USA	24 Jan 99	5	11.19	0.192	
3	1681	Kristal AWUAH	GBR	7 Dec 99	6	11.37	0.156	
4	1702	Keshia Beverly KWADWO	GER	10 Jul 99	3	11.41	0.199	
5	1854	Magdalena STEFANOWICZ	POL	21 Sep 00	7	11.47	0.162	PB
6	1552	Lorraine MARTINS	BRA	4 Apr 00	1	11.48	0.150	
7	1957	Daija LAMPKIN	USA	11 Jul 99	8	11.59	0.154	
8	1738	Gina AKPE-MOSES	IRL	25 Feb 99	2	11.64	0.179	

ALL-TIME TOP LIST				SEASON TOP LIST			
RESULT	NAME	VENUE	DATE	RESULT	NAME	VENUE	2018
10.88	Marlies GÖHR (GDR)	Dresden	1 Jul 77	10.99	Twanisha TERRY (USA)	Torrance (USA)	21 Apr
10.89	Katrin KRABBE (GDR)	Berlin	20 Jul 88	11.02	Tamara CLARK (USA)	Knoxville (USA)	12 May
10.98	Candace HILL (USA)	Shoreline, WA	20 Jun 15	11.13	Briana WILLIAMS (JAM)	Jacksonville, FL (USA)	17 Mar
10.99	Ángela TENORIO (ECU)	Toronto (CIBC)	22 Jul 15	11.13	Tamari DAVIS (USA)	Montverde, FL (USA)	9 Jun
10.99	Twanisha TERRY (USA)	Torrance (USA)	21 Apr 18	11.16	Kevona DAVIS (JAM)	Kingston (JAM)	23 Mar
11.02	Tamara CLARK (USA)	Knoxville (USA)	12 May 18	11.23	Jasmin REED (USA)	Sacramento (USA)	25 May
11.03	Silke GLADISCH-MÖLLER (GDR)	Berlin	8 Jun 83	11.29	Lauren Rain WILLIAMS (USA)	Tucson, AZ (USA)	28 Apr
11.03	English GARDNER (USA)	Tucson, AZ	14 May 11	11.34	Jayla KIRKLAND (USA)	Tampa, FL (USA)	24 May
11.04	Angela WILLIAMS (USA)	Boise, ID	5 Jun 99	11.34	Daija LAMPKIN (USA)	Bloomington, IN (USA)	15 Jun
11.06	Khalifa ST FORT (TTO)	Port of Spain (H. Crawford)	24 Jun 17	11.35	Kynneddy FLANNEL (USA)	Austin, TX (USA)	11 May
				11.35	Keshia Beverly KWADWO (GER)	Regensburg (GER)	3 Jun
				11.35	Kristal AWUAH (GBR)	Tampere	11 Jul



RESULT PROGRESSION

100 Metres Women - Final



RECORDS	RESULT	NAME	COUNTRY	AGE	VENUE	DATE	
World U20 Record	WU20R	10.88	Marlies GÖHR	GDR	19	Dresden 1 Jul 1977	
Championships Record	CR	11.03	Twanisha TERRY	USA	19	Tampere 12 Jul 2018	
World U20 Leading	WU20L	10.99	Twanisha TERRY	USA	19	Torrance (USA) 21 Apr 2018	
Area U20 Record	AU20R	National U20 Record	NU20R	Personal Best	PB	Season Best	SB

12 July 2018

RANK	BIB	NAME	COUNTRY	DATE of BIRTH	PHASE	HEAT	LANE	PLACE	RESULT	WIND
1	1780	Briana WILLIAMS	JAM	21 Mar 02	Final	1	4	1	11.16	0.0
					Semi-Final	2	3	2	11.25 Q	-0.2
					Round 1	3	3	1	11.28 Q	+1.9
2	1965	Twanisha TERRY	USA	24 Jan 99	Final	1	5	2	11.19	0.0
					Semi-Final	1	4	1	11.03 Q CR	+0.4
					Round 1	2	4	3	11.37 Q	+0.4
3	1681	Kristal AWUAH	GBR	7 Dec 99	Final	1	6	3	11.37	0.0
					Semi-Final	3	4	3	11.37 Q	+0.3
					Round 1	4	5	2	11.35 Q PB	+1.8
4	1702	Keshia Beverly KWADWO	GER	10 Jul 99	Final	1	3	4	11.41	0.0
					Semi-Final	1	3	4	11.39 Q	+0.4
					Round 1	1	2	4	11.43 Q	+0.8
5	1854	Magdalena STEFANOWICZ	POL	21 Sep 00	Final	1	7	5	11.47 PB	0.0
					Semi-Final	2	5	7	11.56 Q	-0.2
					Round 1	1	1	6	11.50 Q PB	+0.8
6	1552	Lorraine MARTINS	BRA	4 Apr 00	Final	1	1	6	11.48	0.0
					Semi-Final	2	6	8	11.57 q	-0.2
					Round 1	3	1	7	11.52 Q	+1.9
7	1957	Daija LAMPKIN	USA	11 Jul 99	Final	1	8	7	11.59	0.0
					Semi-Final	3	6	6	11.55 Q	+0.3
					Round 1	5	4	5	11.44 Q	+0.2
8	1738	Gina AKPE-MOSES	IRL	25 Feb 99	Final	1	2	8	11.64	0.0
					Semi-Final	1	6	5	11.51 q	+0.4
					Round 1	5	8	10	11.58 Q	+0.2

ALL-TIME TOP LIST				SEASON TOP LIST			
RESULT	NAME	VENUE	DATE	RESULT	NAME	VENUE	2018
10.88	Marlies GÖHR (GDR)	Dresden	1 Jul 77	10.99	Twanisha TERRY (USA)	Torrance (USA)	21 Apr
10.89	Katrin KRABBE (GDR)	Berlin	20 Jul 88	11.02	Tamara CLARK (USA)	Knoxville (USA)	12 May
10.98	Candace HILL (USA)	Shoreline, WA	20 Jun 15	11.13	Briana WILLIAMS (JAM)	Jacksonville, FL (USA)	17 Mar
10.99	Ángela TENORIO (ECU)	Toronto (CIBC)	22 Jul 15	11.13	Tamari DAVIS (USA)	Montverde, FL (USA)	9 Jun
10.99	Twanisha TERRY (USA)	Torrance (USA)	21 Apr 18	11.16	Kevona DAVIS (JAM)	Kingston (JAM)	23 Mar
11.02	Tamara CLARK (USA)	Knoxville (USA)	12 May 18	11.23	Jasmin REED (USA)	Sacramento (USA)	25 May
11.03	Silke GLADISCH-MÖLLER (GDR)	Berlin	8 Jun 83	11.29	Lauren Rain WILLIAMS (USA)	Tucson, AZ (USA)	28 Apr
11.03	English GARDNER (USA)	Tucson, AZ	14 May 11	11.34	Jayla KIRKLAND (USA)	Tampa, FL (USA)	24 May
11.04	Ángela WILLIAMS (USA)	Boise, ID	5 Jun 99	11.34	Daija LAMPKIN (USA)	Bloomington, IN (USA)	15 Jun
11.06	Khalifa ST FORT (TTO)	Port of Spain (H. Crawford)	24 Jun 17	11.35	Kynneddy FLANNEL (USA)	Austin, TX (USA)	11 May
				11.35	Keshia Beverly KWADWO (GER)	Regensburg (GER)	3 Jun
				11.35	Kristal AWUAH (GBR)	Tampere	11 Jul



SUMMARY



100 Metres Women - Semi-Final

First 2 in each heat (Q) and the next 2 fastest (q) advance to the Final

RECORDS	RESULT	NAME	COUNTRY	AGE	VENUE	DATE	
World U20 Record	WU20R	10.88	Marlies GÖHR	GDR	19	Dresden 1 Jul 1977	
Championships Record	CR	11.03	Twanisha TERRY	USA	19	Tampere 12 Jul 2018	
World U20 Leading	WU20L	10.99	Twanisha TERRY	USA	19	Torrance (USA) 21 Apr 2018	
Area U20 Record	AU20R	National U20 Record	NU20R	Personal Best	PB	Season Best	SB

12 July 2018

RANK	PLACE	HEAT	LANE	BIB	NAME	COUNTRY	DATE OF BIRTH	RESULT		WIND
1	1	1	4	1965	Twanisha TERRY	USA	24 Jan 99	11.03	Q	CR +0.4
2	1	2	3	1780	Briana WILLIAMS	JAM	21 Mar 02	11.25	Q	-0.2
3	1	3	4	1681	Kristal AWUAH	GBR	7 Dec 99	11.37	Q	+0.3
4	2	1	3	1702	Keshia Beverly KWADWO	GER	10 Jul 99	11.39	Q	+0.4
5	3	1	6	1738	Gina AKPE-MOSES	IRL	25 Feb 99	11.51	q	+0.4
6	2	3	6	1957	Daija LAMPKIN	USA	11 Jul 99	11.55	Q	+0.3
7	2	2	5	1854	Magdalena STEFANOWICZ	POL	21 Sep 00	11.56	Q	-0.2
8	3	2	6	1552	Lorraine MARTINS	BRA	4 Apr 00	11.57	q	-0.2
9	3	3	3	1918	Jenea SPINKS	TTO	16 Sep 00	11.62		+0.3
10	4	1	2	1568	Deondra GREEN	CAN	18 Oct 00	11.63		SB +0.4
11	4	2	7	1916	Akilah LEWIS	TTO	10 Dec 00	11.65		-0.2
12	5	1	8	1517	Riley DAY	AUS	30 Mar 00	11.67		+0.4
13	4	3	7	1781	Ockera MYRIE	JAM	1 Nov 99	11.69 (.682)		+0.3
14	6	1	5	1869	Marina-Andreea BABOI	ROU	4 Jun 99	11.69 (.686)		+0.4
15	7	1	7	1821	Patrizia VAN DER WEKEN	LUX	21 Nov 99	11.70 (.695)		+0.4
16	5	3	5	1740	Ciara NEVILLE	IRL	14 Oct 99	11.70 (.699)		+0.3
17	6	3	8	1623	Gabriela Anahi SUAREZ	ECU	2 Feb 01	11.70 (.700)		PB +0.3
18	7	3	2	1580	Lulu FENG	CHN	16 May 00	11.84		+0.3
19	8	1	1	1885	Amasha DE SILVA	SRI	12 Aug 99	11.86		+0.4
20	8	3	1	1662	Sara FRANCIS	FIN	22 Nov 00	11.87		+0.3
21	5	2	2	1764	Margherita ZUECCO	ITA	4 Sep 00	11.88		-0.2
22	6	2	1	1705	Denise UPHOFF	GER	15 Oct 00	11.90 (.892)		-0.2
23	7	2	4	1639	Patricia URQUÍA	ESP	19 Jan 99	11.90 (.893)		-0.2
		2	8	1541	Jaida KNOWLES	BAH	3 Jul 02	DNS		-0.2

ALL-TIME TOP LIST

RESULT	NAME	VENUE	DATE
10.88	Marlies GÖHR (GDR)	Dresden	1 Jul 77
10.89	Katrin KRABBE (GDR)	Berlin	20 Jul 88
10.98	Candace HILL (USA)	Shoreline, WA	20 Jun 15
10.99	Ángela TENORIO (ECU)	Toronto (CIBC)	22 Jul 15
10.99	Twanisha TERRY (USA)	Torrance (USA)	21 Apr 18
11.02	Tamara CLARK (USA)	Knoxville (USA)	12 May 18
11.03	Silke GLADISCH-MÖLLER (GDR)	Berlin	8 Jun 83
11.03	English GARDNER (USA)	Tucson, AZ	14 May 11
11.04	Ángela WILLIAMS (USA)	Boise, ID	5 Jun 99
11.06	Khalifa ST FORT (TTO)	Port of Spain (H. Crawford)	24 Jun 17

SEASON TOP LIST

RESULT	NAME	VENUE	2018
10.99	Twanisha TERRY (USA)	Torrance (USA)	21 Apr
11.02	Tamara CLARK (USA)	Knoxville (USA)	12 May
11.13	Briana WILLIAMS (JAM)	Jacksonville, FL (USA)	17 Mar
11.13	Tamari DAVIS (USA)	Montverde, FL (USA)	9 Jun
11.16	Kevona DAVIS (JAM)	Kingston (JAM)	23 Mar
11.23	Jasmin REED (USA)	Sacramento (USA)	25 May
11.29	Lauren Rain WILLIAMS (USA)	Tucson, AZ (USA)	28 Apr
11.34	Jayla KIRKLAND (USA)	Tampa, FL (USA)	24 May
11.34	Daija LAMPKIN (USA)	Bloomington, IN (USA)	15 Jun
11.35	Kynneddy FLANNEL (USA)	Austin, TX (USA)	11 May
11.35	Keshia Beverly KWADWO (GER)	Regensburg (GER)	3 Jun
11.35	Kristal AWUAH (GBR)	Tampere	11 Jul



RESULTS



100 Metres Women - Semi-Final

First 2 in each heat (Q) and the next 2 fastest (q) advance to the Final

RECORDS	RESULT	NAME	COUNTRY	AGE	VENUE	DATE
World U20 Record	10.88	Marlies GÖHR	GDR	19	Dresden	1 Jul 1977
Championships Record	11.03	Twanisha TERRY	USA	19	Tampere	12 Jul 2018
World U20 Leading	10.99	Twanisha TERRY	USA	19	Torrance (USA)	21 Apr 2018

Area U20 Record	National U20 Record	Personal Best	Season Best
10.99	10.99	10.99	10.99

Heat 1	3	12 July 2018	17:59 START TIME	21° C TEMPERATURE	56 % HUMIDITY	+0.4 m/s WIND
--------	---	--------------	------------------	-------------------	---------------	---------------

PLACE	BIB	NAME	COUNTRY	DATE OF BIRTH	LANE	RESULT	REACTION	Fn
1	1965	Twanisha TERRY	USA	24 Jan 99	4	11.03	Q CR 0.157	
2	1702	Keshia Beverly KWADWO	GER	10 Jul 99	3	11.39	Q 0.144	
3	1738	Gina AKPE-MOSES	IRL	25 Feb 99	6	11.51	q 0.164	
4	1568	Deondra GREEN	CAN	18 Oct 00	2	11.63	SB 0.169	
5	1517	Riley DAY	AUS	30 Mar 00	8	11.67	0.147	
6	1869	Marina-Andreea BABOI	ROU	4 Jun 99	5	11.69 [.686]	0.155	
7	1821	Patrizia VAN DER WEKEN	LUX	21 Nov 99	7	11.70 [.695]	0.189	
8	1885	Amasha DE SILVA	SRI	12 Aug 99	1	11.86	0.163	

Heat 2	3	12 July 2018	18:05 START TIME	21° C TEMPERATURE	56 % HUMIDITY	-0.2 m/s WIND
--------	---	--------------	------------------	-------------------	---------------	---------------

PLACE	BIB	NAME	COUNTRY	DATE OF BIRTH	LANE	RESULT	REACTION	Fn
1	1780	Briana WILLIAMS	JAM	21 Mar 02	3	11.25	Q 0.189	
2	1854	Magdalena STEFANOWICZ	POL	21 Sep 00	5	11.56	Q 0.134	
3	1552	Lorraine MARTINS	BRA	4 Apr 00	6	11.57	q 0.157	
4	1916	Akilah LEWIS	TTO	10 Dec 00	7	11.65	0.164	
5	1764	Margherita ZUECCO	ITA	4 Sep 00	2	11.88	0.188	
6	1705	Denise UPHOFF	GER	15 Oct 00	1	11.90 [.892]	0.166	
7	1639	Patricia URQUÍA	ESP	19 Jan 99	4	11.90 [.893]	0.191	
	1541	Jaida KNOWLES	BAH	3 Jul 02	8	DNS		

Heat 3	3	12 July 2018	18:13 START TIME	21° C TEMPERATURE	56 % HUMIDITY	+0.3 m/s WIND
--------	---	--------------	------------------	-------------------	---------------	---------------

PLACE	BIB	NAME	COUNTRY	DATE OF BIRTH	LANE	RESULT	REACTION	Fn
1	1681	Kristal AWUAH	GBR	7 Dec 99	4	11.37	Q 0.141	
2	1957	Daija LAMPKIN	USA	11 Jul 99	6	11.55	Q 0.138	
3	1918	Jenea SPINKS	TTO	16 Sep 00	3	11.62	0.186	
4	1781	Ockera MYRIE	JAM	1 Nov 99	7	11.69 [.682]	0.168	
5	1740	Ciara NEVILLE	IRL	14 Oct 99	5	11.70 [.699]	0.136	
6	1623	Gabriela Anahi SUAREZ	ECU	2 Feb 01	8	11.70 [.700]	PB 0.191	
7	1580	Lulu FENG	CHN	16 May 00	2	11.84	0.159	
8	1662	Sara FRANCIS	FIN	22 Nov 00	1	11.87	0.139	

ALL-TIME TOP LIST				SEASON TOP LIST			
RESULT	NAME	VENUE	DATE	RESULT	NAME	VENUE	2018
10.88	Marlies GÖHR (GDR)	Dresden	1 Jul 77	10.99	Twanisha TERRY (USA)	Torrance (USA)	21 Apr
10.89	Katrin KRABBE (GDR)	Berlin	20 Jul 88	11.02	Tamara CLARK (USA)	Knoxville (USA)	12 May
10.98	Candace HILL (USA)	Shoreline, WA	20 Jun 15	11.13	Briana WILLIAMS (JAM)	Jacksonville, FL (USA)	17 Mar
10.99	Ángela TENORIO (ECU)	Toronto (CIBC)	22 Jul 15	11.13	Tamari DAVIS (USA)	Montverde, FL (USA)	9 Jun
10.99	Twanisha TERRY (USA)	Torrance (USA)	21 Apr 18	11.16	Kevona DAVIS (JAM)	Kingston (JAM)	23 Mar
11.02	Tamara CLARK (USA)	Knoxville (USA)	12 May 18	11.23	Jasmin REED (USA)	Sacramento (USA)	25 May
11.03	Silke GLADISCH-MÖLLER (GDR)	Berlin	8 Jun 83	11.29	Lauren Rain WILLIAMS (USA)	Tucson, AZ (USA)	28 Apr
11.03	English GARDNER (USA)	Tucson, AZ	14 May 11	11.34	Jayla KIRKLAND (USA)	Tampa, FL (USA)	24 May
11.04	Anqela WILLIAMS (USA)	Boise, ID	5 Jun 99	11.34	Daija LAMPKIN (USA)	Bloomington, IN (USA)	15 Jun
11.06	Khalifa ST FORT (TTO)	Port of Spain (H. Crawford)	24 Jun 17	11.35	Kynneddy FLANNEL (USA)	Austin, TX (USA)	11 May
				11.35	Keshia Beverly KWADWO (GER)	Regensburg (GER)	3 Jun
				11.35	Kristal AWUAH (GBR)	Tampere	11 Jul



SUMMARY



100 Metres Women - Round 1

First 4 in each heat (Q) and the next 4 fastest (q) advance to the Semi-Finals

RECORDS	RESULT	NAME	COUNTRY	AGE	VENUE	DATE	
World U20 Record	WU20R	10.88	Marlies GÖHR	GDR	19	Dresden 1 Jul 1977	
Championships Record	CR	11.07	Candace HILL	USA	17	Bydgoszcz (Stadion Zawisza) 21 Jul 2016	
World U20 Leading	WU20L	10.99	Twanisha TERRY	USA	19	Torrance (USA) 21 Apr 2018	
Area U20 Record	AU20R	National U20 Record	NU20R	Personal Best	PB	Season Best	SB

11 July 2018

RANK	PLACE	HEAT	LANE	BIB	NAME	COUNTRY	DATE of BIRTH	RESULT	WIND
1	1	3	3	1780	Briana WILLIAMS	JAM	21 Mar 02	11.28	Q +1.9
2	1	4	5	1681	Kristal AWUAH	GBR	7 Dec 99	11.35	Q PB +1.8
3	1	2	4	1965	Twanisha TERRY	USA	24 Jan 99	11.37	Q +0.4
4	1	1	2	1702	Keshia Beverly KWADWO	GER	10 Jul 99	11.43	Q +0.8
5	1	5	4	1957	Daija LAMPKIN	USA	11 Jul 99	11.44	Q +0.2
6	2	1	1	1854	Magdalena STEFANOWICZ	POL	21 Sep 00	11.50	Q PB +0.8
7	2	3	1	1552	Lorraine MARTINS	BRA	4 Apr 00	11.52	Q +1.9
8	2	4	1	1740	Ciara NEVILLE	IRL	14 Oct 99	11.54	Q SB +1.8
9	3	1	6	1918	Jenea SPINKS	TTO	16 Sep 00	11.58 (.576)	Q +0.8
10	2	5	8	1738	Gina AKPE-MOSES	IRL	25 Feb 99	11.58 (.579)	Q +0.2
11	4	1	8	1821	Patrizia VAN DER WEKEN	LUX	21 Nov 99	11.62	Q +0.8
12	2	2	3	1869	Marina-Andreea BABOI	ROU	4 Jun 99	11.64	Q +0.4
13	3	3	2	1639	Patricia URQUÍA	ESP	19 Jan 99	11.66	Q PB +1.9
14	4	3	7	1916	Akilah LEWIS	TTO	10 Dec 00	11.67	Q +1.9
15	3	4	7	1781	Ockera MYRIE	JAM	1 Nov 99	11.70 (.693)	Q +1.8
16	4	4	2	1623	Gabriela Anahi SUAREZ	ECU	2 Feb 01	11.70 (.700)	Q PB +1.8
17	3	5	6	1541	Jaida KNOWLES	BAH	3 Jul 02	11.71	Q +0.2
18	5	3	8	1568	Deondra GREEN	CAN	18 Oct 00	11.73	q +1.9
19	5	4	6	1885	Amasha DE SILVA	SRI	12 Aug 99	11.75 (.743)	q +1.8
20	4	5	2	1764	Margherita ZUECCO	ITA	4 Sep 00	11.75 (.748)	Q +0.2
21	6	3	4	1580	Lulu FENG	CHN	16 May 00	11.77 (.767)	q +1.9
22	5	5	5	1705	Denise UPHOFF	GER	15 Oct 00	11.77 (.768)	q +0.2
23	3	2	2	1517	Riley DAY	AUS	30 Mar 00	11.77 (.770)	Q +0.4
24	5	1	7	1519	Mia GROSS	AUS	18 Apr 01	11.80	+0.8
25	4	2	7	1662	Sara FRANCIS	FIN	22 Nov 00	11.83 (.822)	Q +0.4
26	7	3	6	1505	Soniya JONES	ANT	02	11.83 (.827)	+1.9
27	6	1	5	1507	Guillermina COSSIO	ARG	16 Nov 00	11.83 (.828)	+0.8
28	5	2	6	1753	Alessia CARPINTERI	ITA	99	11.85	+0.4
29	6	2	5	1750	Tiana Ósk WHITWORTH	ISL	6 Jul 00	11.87	+0.4
30	6	5	7	1730	Boglárka TAKÁCS	HUN	28 Aug 01	11.88	+0.2
31	7	2	8	1894	Judith GOLL	SUI	19 Jan 99	11.93	+0.4
32	6	4	4	1555	Gabriela MOURÃO	BRA	3 Jun 99	11.98	+1.8
33	7	1	3	1842	Lucy SHEAT	NZL	5 Jul 99	12.10	+0.8
34	7	4	8	1982	Suwilanjani Theresa MPONDELA	ZAM	7 Feb 00	12.38	+1.8
35	8	4	3	1828	Jana MITOVSKA	MKD	19 Feb 01	12.45	SB +1.8
36	8	1	4	1717	Laura BEVINGTON	GIB	7 Nov 99	12.74	NU20R +0.8
37	7	5	1	1829	Marie-Charlotte GASTAUD	MON	30 Nov 99	13.31	SB +0.2
			5	3	1845	Klaudia ADAMEK	POL	22 Mar 99	DNF +0.2
			3	5	1877	Fatmata KOROMA	SLE	23 Nov 00	DNS +1.9

SUMMARY
100 Metres Women - Round 1

11 July 2018

RANK	PLACE	HEAT	LANE	BIB	NAME	COUNTRY	DATE of BIRTH	RESULT	WIND
------	-------	------	------	-----	------	---------	---------------	--------	------

NOTE **Y** Yellow Card - BIB 1507 - 162.5(c) Disturbing the start

ALL-TIME TOP LIST				SEASON TOP LIST			
RESULT	NAME	VENUE	DATE	RESULT	NAME	VENUE	2018
10.88	Marlies GÖHR (GDR)	Dresden	1 Jul 77	10.99	Twanisha TERRY (USA)	Torrance (USA)	21 Apr
10.89	Katrin KRABBE (GDR)	Berlin	20 Jul 88	11.02	Tamara CLARK (USA)	Knoxville (USA)	12 May
10.98	Candace HILL (USA)	Shoreline, WA	20 Jun 15	11.13	Briana WILLIAMS (JAM)	Jacksonville, FL (USA)	17 Mar
10.99	Ángela TENORIO (ECU)	Toronto (CIBC)	22 Jul 15	11.13	Tamari DAVIS (USA)	Montverde, FL (USA)	9 Jun
10.99	Twanisha TERRY (USA)	Torrance (USA)	21 Apr 18	11.16	Kevona DAVIS (JAM)	Kingston (JAM)	23 Mar
11.02	Tamara CLARK (USA)	Knoxville (USA)	12 May 18	11.23	Jasmin REED (USA)	Sacramento (USA)	25 May
11.03	Silke GLADISCH-MÖLLER (GDR)	Berlin	8 Jun 83	11.29	Lauren Rain WILLIAMS (USA)	Tucson, AZ (USA)	28 Apr
11.03	English GARDNER (USA)	Tucson, AZ	14 May 11	11.34	Jayla KIRKLAND (USA)	Tampa, FL (USA)	24 May
11.04	Ángela WILLIAMS (USA)	Boise, ID	5 Jun 99	11.34	Daija LAMPKIN (USA)	Bloomington, IN (USA)	15 Jun
11.06	Khalifa ST FORT (TTO)	Port of Spain (H. Crawford)	24 Jun 17	11.35	Kynneddy FLANNEL (USA)	Austin, TX (USA)	11 May
				11.35	Keshia Beverly KWADWO (GER)	Regensburg (GER)	3 Jun
				11.35	Kristal AWUAH (GBR)	Tampere	11 Jul



RESULTS



100 Metres Women - Round 1

First 4 in each heat (Q) and the next 4 fastest (q) advance to the Semi-Finals

RECORDS	RESULT	NAME	COUNTRY	AGE	VENUE	DATE
World U20 Record	WU20R	10.88	Marlies GÖHR	GDR	19	Dresden 1 Jul 1977
Championships Record	CR	11.07	Candace HILL	USA	17	Bydgoszcz (Stadion Zawisza) 21 Jul 2016
World U20 Leading	WU20L	10.99	Twanisha TERRY	USA	19	Torrance (USA) 21 Apr 2018

Area U20 Record	National U20 Record	Personal Best	Season Best
AU20R	NU20R	PB	SB

Heat 1	5	11 July 2018	12:26 START TIME	21° C TEMPERATURE	49 % HUMIDITY	+0.8 m/s WIND
---------------	----------	--------------	------------------	-------------------	---------------	---------------

PLACE	BIB	NAME	COUNTRY	DATE OF BIRTH	LANE	RESULT	REACTION	Fn
1	1702	Keshia Beverly KWADWO	GER	10 Jul 99	2	11.43	Q	0.150
2	1854	Magdalena STEFANOWICZ	POL	21 Sep 00	1	11.50	Q PB	0.146
3	1918	Jenea SPINKS	TTO	16 Sep 00	6	11.58 [576]	Q	0.171
4	1821	Patrizia VAN DER WEKEN	LUX	21 Nov 99	8	11.62	Q	0.198
5	1519	Mia GROSS	AUS	18 Apr 01	7	11.80		0.182
6	1507	Guillermina COSSIO	ARG	16 Nov 00	5	11.83 [828]		0.181
7	1842	Lucy SHEAT	NZL	5 Jul 99	3	12.10		0.188
8	1717	Laura BEVINGTON	GIB	7 Nov 99	4	12.74	NU20R	0.185

NOTE **Y** Yellow Card - BIB 1507 - 162.5(c) Disturbing the start

Heat 2	5	11 July 2018	12:35 START TIME	21° C TEMPERATURE	49 % HUMIDITY	+0.4 m/s WIND
---------------	----------	--------------	------------------	-------------------	---------------	---------------

PLACE	BIB	NAME	COUNTRY	DATE OF BIRTH	LANE	RESULT	REACTION	Fn
1	1965	Twanisha TERRY	USA	24 Jan 99	4	11.37	Q	0.196
2	1869	Marina-Andreea BABOI	ROU	4 Jun 99	3	11.64	Q	0.148
3	1517	Riley DAY	AUS	30 Mar 00	2	11.77 [770]	Q	0.172
4	1662	Sara FRANCIS	FIN	22 Nov 00	7	11.83 [822]	Q	0.149
5	1753	Alessia CARPINTERI	ITA	99	6	11.85		0.178
6	1750	Tiana Ósk WHITWORTH	ISL	6 Jul 00	5	11.87		0.154
7	1894	Judith GOLL	SUI	19 Jan 99	8	11.93		0.196

Heat 3	5	11 July 2018	12:42 START TIME	21° C TEMPERATURE	49 % HUMIDITY	+1.9 m/s WIND
---------------	----------	--------------	------------------	-------------------	---------------	---------------

PLACE	BIB	NAME	COUNTRY	DATE OF BIRTH	LANE	RESULT	REACTION	Fn
1	1780	Briana WILLIAMS	JAM	21 Mar 02	3	11.28	Q	0.193
2	1552	Lorraine MARTINS	BRA	4 Apr 00	1	11.52	Q	0.148
3	1639	Patricia URQUÍA	ESP	19 Jan 99	2	11.66	Q PB	0.167
4	1916	Akilah LEWIS	TTO	10 Dec 00	7	11.67	Q	0.184
5	1568	Deondra GREEN	CAN	18 Oct 00	8	11.73	q	0.232
6	1580	Lulu FENG	CHN	16 May 00	4	11.77 [767]	q	0.160
7	1505	Soniya JONES	ANT	02	6	11.83 [827]		0.174
8	1877	Fatmata KOROMA	SLE	23 Nov 00	5	DNS		

Heat 4	5	11 July 2018	12:50 START TIME	21° C TEMPERATURE	49 % HUMIDITY	+1.8 m/s WIND
---------------	----------	--------------	------------------	-------------------	---------------	---------------

PLACE	BIB	NAME	COUNTRY	DATE OF BIRTH	LANE	RESULT	REACTION	Fn
1	1681	Kristal AWUAH	GBR	7 Dec 99	5	11.35	Q PB	0.156
2	1740	Ciara NEVILLE	IRL	14 Oct 99	1	11.54	Q SB	0.149
3	1781	Ockera MYRIE	JAM	1 Nov 99	7	11.70 [693]	Q	0.189
4	1623	Gabriela Anahi SUAREZ	ECU	2 Feb 01	2	11.70 [700]	Q PB	0.199
5	1885	Amasha DE SILVA	SRI	12 Aug 99	6	11.75 [743]	q	0.192
6	1555	Gabriela MOURÃO	BRA	3 Jun 99	4	11.98		0.175
7	1982	Suwilanjji Theresa MPONDELA	ZAM	7 Feb 00	8	12.38		0.185
8	1828	Jana MITOVSKA	MKD	19 Feb 01	3	12.45	SB	0.236



RESULTS
100 Metres Women - Round 1

Heat 5 **5**

11 July 2018 12:57 START TIME

21° C TEMPERATURE 49 % HUMIDITY

+0.2m/s WIND

PLACE	BIB	NAME	COUNTRY	DATE of BIRTH	LANE	RESULT	REACTION	Fn
1	1957	Daija LAMPKIN	USA	11 Jul 99	4	11.44	Q	0.209
2	1738	Gina AKPE-MOSES	IRL	25 Feb 99	8	11.58 (.579)	Q	0.206
3	1541	Jaida KNOWLES	BAH	3 Jul 02	6	11.71	Q	0.192
4	1764	Margherita ZUECCO	ITA	4 Sep 00	2	11.75 (.748)	Q	0.177
5	1705	Denise UPHOFF	GER	15 Oct 00	5	11.77 (.768)	q	0.190
6	1730	Boglárka TAKÁCS	HUN	28 Aug 01	7	11.88		0.197
7	1829	Marie-Charlotte GASTAUD	MON	30 Nov 99	1	13.31	SB	0.215
	1845	Klaudia ADAMEK	POL	22 Mar 99	3	DNF		0.162

ALL-TIME TOP LIST

SEASON TOP LIST

RESULT	NAME	VENUE	DATE	RESULT	NAME	VENUE	2018
10.88	Marlies GÖHR (GDR)	Dresden	1 Jul 77	10.99	Twanisha TERRY (USA)	Torrance (USA)	21 Apr
10.89	Katrin KRABBE (GDR)	Berlin	20 Jul 88	11.02	Tamara CLARK (USA)	Knoxville (USA)	12 May
10.98	Candace HILL (USA)	Shoreline, WA	20 Jun 15	11.13	Briana WILLIAMS (JAM)	Jacksonville, FL (USA)	17 Mar
10.99	Ángela TENORIO (ECU)	Toronto (CIBC)	22 Jul 15	11.13	Tamari DAVIS (USA)	Montverde, FL (USA)	9 Jun
10.99	Twanisha TERRY (USA)	Torrance (USA)	21 Apr 18	11.16	Kevona DAVIS (JAM)	Kingston (JAM)	23 Mar
11.02	Tamara CLARK (USA)	Knoxville (USA)	12 May 18	11.23	Jasmin REED (USA)	Sacramento (USA)	25 May
11.03	Silke GLADISCH-MÖLLER (GDR)	Berlin	8 Jun 83	11.29	Lauren Rain WILLIAMS (USA)	Tucson, AZ (USA)	28 Apr
11.03	Enqlish GARDNER (USA)	Tucson, AZ	14 May 11	11.34	Jayla KIRKLAND (USA)	Tampa, FL (USA)	24 May
11.04	Ángela WILLIAMS (USA)	Boise, ID	5 Jun 99	11.34	Daija LAMPKIN (USA)	Bloomington, IN (USA)	15 Jun
11.06	Khalifa ST FORT (TTO)	Port of Spain (H. Crawford)	24 Jun 17	11.35	Kynneddy FLANNEL (USA)	Austin, TX (USA)	11 May
				11.35	Keshia Beverly KWADWO (GER)	Regensburg (GER)	3 Jun
				11.35	Kristal AWUAH (GBR)	Tampere	11 Jul



RESULTS



200 Metres Women - Final

BIB 1956 DQ RULE ADDED

RECORDS	RESULT	NAME	COUNTRY	AGE	VENUE	DATE
World U20 Record	WU20R	22.18	Allyson FELIX	USA	19	Athina (Olympic Stadium) 25 Aug 2004
Championships Record	CR	22.50	Briana WILLIAMS	JAM	16	Tampere 14 Jul 2018
World U20 Leading	WU20L	22.39	Sydney MCLAUGHLIN	USA	19	Gainesville (USA) 29 Mar 2018
Area U20 Record	AU20R	National U20 Record	NU20R	Personal Best	PB	Season Best
					SB	

14 July 2018 15:03 START TIME

25° C TEMPERATURE 47 % HUMIDITY

-0.1 m/s WIND

PLACE	BIB	NAME	COUNTRY	DATE OF BIRTH	LANE	RESULT	REACTION	Fn
1	1780	Briana WILLIAMS	JAM	21 Mar 02	3	22.50	CR	0.191
2	1975	Lauren Rain WILLIAMS	USA	25 Jul 99	5	23.09		0.162
3	1847	Martyna KOTWILA	POL	13 Jan 99	4	23.21	NU20R	0.181
4	1503	Polina MILLER	ANA	9 Jun 00	6	23.32		0.221
5	1704	Sophia JUNK	GER	1 Mar 99	1	23.55 (.546)		0.177
6	1703	Corinna SCHWAB	GER	5 Apr 99	7	23.55 (.548)	PB	0.207
7	1552	Lorraine MARTINS	BRA	4 Apr 00	2	23.91		0.169
	1956	Jayla KIRKLAND	USA	13 Feb 99	8	DQ 163.3[a]		0.260

NOTE IAAF Rule 163.3(a) - Lane infringement

ALL-TIME TOP LIST				SEASON TOP LIST			
RESULT	NAME	VENUE	DATE	RESULT	NAME	VENUE	2018
22.11	Allyson FELIX (USA)	Ciudad de México	3 May 03	22.39	Sydney MCLAUGHLIN (USA)	Gainesville (USA)	29 Mar
22.19	Natalya BOCHINA (URS)	Moskva (Lenin Stadium)	30 Jul 80	22.48	Tamari DAVIS (USA)	Jacksonville, FL (USA)	5 May
22.37	Sabine RIEGER-GÜNTHER (GER)	Cottbus	26 Jun 82	22.50	Briana WILLIAMS (JAM)	Tampere	14 Jul
22.39	Sydney MCLAUGHLIN (USA)	Gainesville (USA)	29 Mar 18	22.51	Lauren Rain WILLIAMS (USA)	Tucson, AZ (USA)	28 Apr
22.42	Gesine WALTHER (GER)	Potsdam	29 Aug 81	22.53	Tamara CLARK (USA)	Tampa, FL (USA)	25 May
22.43	Bianca KNIGHT (USA)	New York City (Icahn), NY	31 May 08	22.72	Kevona DAVIS (JAM)	Kingston (JAM)	24 Mar
22.43	Candace HILL (USA)	Cali (Pascual Guerrero)	19 Jul 15	22.73	Abby STEINER (USA)	Columbus (USA)	2 Jun
22.45	Grit BREUER (GER)	Köln	8 Sep 91	22.74	Twanisha TERRY (USA)	Sacramento (USA)	26 May
22.45	Shaunae MILLER-UIBO (BAH)	Freeport	22 Jun 13	22.89	Arria MINOR (USA)	Lakewood (USA)	17 May
22.47	Kaylin WHITNEY (USA)	Eugene (Hayward Field), OR	28 Jun 15	22.90	Jasmin REED (USA)	Sacramento (USA)	26 May



SUMMARY



200 Metres Women - Semi-Final

First 2 in each heat (Q) and the next 2 fastest (q) advance to the Final

RECORDS	RESULT	NAME	COUNTRY	AGE	VENUE	DATE
World U20 Record	WU20R	22.18	Allyson FELIX	USA	19	Athina (Olympic Stadium) 25 Aug 2004
Championships Record	CR	22.53	Anthonique STRACHAN	BAH	19	Barcelona (Estadio Olímpico) 13 Jul 2012
World U20 Leading	WU20L	22.39	Sydney MCLAUGHLIN	USA	19	Gainesville (USA) 29 Mar 2018
Area U20 Record	AU20R	National U20 Record	NU20R	Personal Best	PB	Season Best
					SB	

13 July 2018

RANK	PLACE	HEAT	LANE	BIB	NAME	COUNTRY	DATE of BIRTH	RESULT	WIND
1	1	2	3	1975	Lauren Rain WILLIAMS	USA	25 Jul 99	23.15	Q -0.1
2	1	3	3	1780	Briana WILLIAMS	JAM	21 Mar 02	23.41	Q +0.2
3	2	2	6	1847	Martyna KOTWILA	POL	13 Jan 99	23.42	Q -0.1
4	1	1	3	1503	Polina MILLER	ANA	9 Jun 00	23.44	Q -0.5
5	3	2	4	1704	Sophia JUNK	GER	1 Mar 99	23.46	q -0.1
6	2	3	5	1956	Jayla KIRKLAND	USA	13 Feb 99	23.54	Q +0.2
7	2	1	6	1703	Corinna SCHWAB	GER	5 Apr 99	23.57	Q -0.5
8	4	2	8	1552	Lorraine MARTINS	BRA	4 Apr 00	23.64	q -0.1
9	3	1	5	1685	Alisha REES	GBR	16 Apr 99	23.67 (.663)	-0.5
10	3	3	4	1561	Ashlan BEST	CAN	11 Feb 99	23.67 (.670)	+0.2
11	5	2	5	1627	Jael BESTUÉ	ESP	24 Sep 00	23.68	-0.1
12	4	3	8	1519	Mia GROSS	AUS	18 Apr 01	23.86	+0.2
13	5	3	7	1623	Gabriela Anahi SUAREZ	ECU	2 Feb 01	24.09	+0.2
14	6	3	6	1680	Georgina ADAM	GBR	24 Mar 00	24.37	+0.2
15	4	1	2	1919	Iantha WRIGHT	TTO	12 May 00	24.41	-0.5
16	7	3	2	1861	Catarina LOURENÇO	POR	12 Feb 00	24.46 (.456)	+0.2
17	8	3	1	1596	Angie Saray GONZÁLEZ	COL	15 Feb 01	24.46 (.458)	+0.2
18	6	2	2	1821	Patrizia VAN DER WEKEN	LUX	21 Nov 99	24.58	-0.1
19	5	1	8	1785	Shuri AONO	JPN	3 Jul 00	24.60	-0.5
20	7	2	1	1763	Moillet KOUAKOU	ITA	14 Apr 99	24.61	-0.1
21	6	1	1	1554	Leticia LIMA	BRA	30 Apr 01	24.64	-0.5
22	8	2	7	1740	Ciara NEVILLE	IRL	14 Oct 99	24.68	-0.1
23	7	1	4	1815	Akvile ANDRIUKAITYTE	LTU	9 Mar 00	25.23	-0.5
			1	7	1517	Riley DAY	AUS	30 Mar 00	DNS -0.5

ALL-TIME TOP LIST				SEASON TOP LIST			
RESULT	NAME	VENUE	DATE	RESULT	NAME	VENUE	2018
22.11	Allyson FELIX (USA)	Ciudad de México	3 May 03	22.39	Sydney MCLAUGHLIN (USA)	Gainesville (USA)	29 Mar
22.19	Natalya BOCHINA (URS)	Moskva (Lenin Stadium)	30 Jul 80	22.48	Tamari DAVIS (USA)	Jacksonville, FL (USA)	5 May
22.37	Sabine RIEGER-GÜNTHER (GER)	Cottbus	26 Jun 82	22.51	Lauren Rain WILLIAMS (USA)	Tucson, AZ (USA)	28 Apr
22.39	Sydney MCLAUGHLIN (USA)	Gainesville (USA)	29 Mar 18	22.53	Tamara CLARK (USA)	Tampa, FL (USA)	25 May
22.42	Gesine WALTHER (GER)	Potsdam	29 Aug 81	22.72	Kevona DAVIS (JAM)	Kingston (JAM)	24 Mar
22.43	Bianca KNIGHT (USA)	New York City (Icahn), NY	31 May 08	22.73	Abby STEINER (USA)	Columbus (USA)	2 Jun
22.43	Candace HILL (USA)	Cali (Pascual Guerrero)	19 Jul 15	22.74	Twanisha TERRY (USA)	Sacramento (USA)	26 May
22.45	Grit BREUER (GER)	Köln	8 Sep 91	22.89	Arria MINOR (USA)	Lakewood (USA)	17 May
22.45	Shaunae MILLER-UIBO (BAH)	Freeport	22 Jun 13	22.90	Jasmin REED (USA)	Sacramento (USA)	26 May
22.47	Kaylin WHITNEY (USA)	Eugene (Hayward Field), OR	28 Jun 15	22.93	Riley DAY (AUS)	Gold Coast (AUS)	18 Feb
				22.93	Jayla KIRKLAND (USA)	Bloomington, IN (USA)	16 Jun



RESULTS



200 Metres Women - Semi-Final

First 2 in each heat (Q) and the next 2 fastest (q) advance to the Final

RECORDS	RESULT	NAME	COUNTRY	AGE	VENUE	DATE
World U20 Record	WU20R	22.18	Allyson FELIX	USA	19	Athina (Olympic Stadium) 25 Aug 2004
Championships Record	CR	22.53	Anthonique STRACHAN	BAH	19	Barcelona (Estadio Olímpico) 13 Jul 2012
World U20 Leading	WU20L	22.39	Sydney MCLAUGHLIN	USA	19	Gainesville (USA) 29 Mar 2018

Area U20 Record	National U20 Record	Personal Best	Season Best
AU20R	NU20R	PB	SB

Heat 1	3	13 July 2018	20:15 START TIME	25° C TEMPERATURE	51 % HUMIDITY	-0.5 m/s WIND
--------	---	--------------	------------------	-------------------	---------------	---------------

PLACE	BIB	NAME	COUNTRY	DATE OF BIRTH	LANE	RESULT	REACTION	Fn
1	1503	Polina MILLER	ANA	9 Jun 00	3	23.44	Q	0.178
2	1703	Corinna SCHWAB	GER	5 Apr 99	6	23.57	Q	0.183
3	1685	Alisha REES	GBR	16 Apr 99	5	23.67	[.663]	0.145
4	1919	Iantha WRIGHT	TTO	12 May 00	2	24.41		0.183
5	1785	Shuri AONO	JPN	3 Jul 00	8	24.60		0.162
6	1554	Leticia LIMA	BRA	30 Apr 01	1	24.64		0.190
7	1815	Akvile ANDRIUKAITYTE	LTU	9 Mar 00	4	25.23		0.174
	1517	Riley DAY	AUS	30 Mar 00	7	DNS		

Heat 2	3	13 July 2018	20:19 START TIME	25° C TEMPERATURE	51 % HUMIDITY	-0.1 m/s WIND
--------	---	--------------	------------------	-------------------	---------------	---------------

PLACE	BIB	NAME	COUNTRY	DATE OF BIRTH	LANE	RESULT	REACTION	Fn
1	1975	Lauren Rain WILLIAMS	USA	25 Jul 99	3	23.15	Q	0.152
2	1847	Martyna KOTWILA	POL	13 Jan 99	6	23.42	Q	0.165
3	1704	Sophia JUNK	GER	1 Mar 99	4	23.46	q	0.190
4	1552	Lorraine MARTINS	BRA	4 Apr 00	8	23.64	q	0.185
5	1627	Jael BESTUÉ	ESP	24 Sep 00	5	23.68		0.166
6	1821	Patrizia VAN DER WEKEN	LUX	21 Nov 99	2	24.58		0.191
7	1763	Moillet KOUAKOU	ITA	14 Apr 99	1	24.61		0.173
8	1740	Ciara NEVILLE	IRL	14 Oct 99	7	24.68		0.157

Heat 3	3	13 July 2018	20:24 START TIME	25° C TEMPERATURE	51 % HUMIDITY	+0.2 m/s WIND
--------	---	--------------	------------------	-------------------	---------------	---------------

PLACE	BIB	NAME	COUNTRY	DATE OF BIRTH	LANE	RESULT	REACTION	Fn
1	1780	Briana WILLIAMS	JAM	21 Mar 02	3	23.41	Q	0.174
2	1956	Jayla KIRKLAND	USA	13 Feb 99	5	23.54	Q	0.240
3	1561	Ashlan BEST	CAN	11 Feb 99	4	23.67	[.670]	0.153
4	1519	Mia GROSS	AUS	18 Apr 01	8	23.86		0.155
5	1623	Gabriela Anahi SUAREZ	ECU	2 Feb 01	7	24.09		0.210
6	1680	Georgina ADAM	GBR	24 Mar 00	6	24.37		0.217
7	1861	Catarina LOURENÇO	POR	12 Feb 00	2	24.46	[.456]	0.000
8	1596	Angie Saray GONZÁLEZ	COL	15 Feb 01	1	24.46	[.458]	0.150

ALL-TIME TOP LIST				SEASON TOP LIST			
RESULT	NAME	VENUE	DATE	RESULT	NAME	VENUE	2018
22.11	Allyson FELIX (USA)	Ciudad de México	3 May 03	22.39	Sydney MCLAUGHLIN (USA)	Gainesville (USA)	29 Mar
22.19	Natalya BOCHINA (URS)	Moskva (Lenin Stadium)	30 Jul 80	22.48	Tamari DAVIS (USA)	Jacksonville, FL (USA)	5 May
22.37	Sabine RIEGER-GÜNTHER (GER)	Cottbus	26 Jun 82	22.51	Lauren Rain WILLIAMS (USA)	Tucson, AZ (USA)	28 Apr
22.39	Sydney MCLAUGHLIN (USA)	Gainesville (USA)	29 Mar 18	22.53	Tamara CLARK (USA)	Tampa, FL (USA)	25 May
22.42	Gesine WALTHER (GER)	Potsdam	29 Aug 81	22.72	Kevona DAVIS (JAM)	Kingston (JAM)	24 Mar
22.43	Bianca KNIGHT (USA)	New York City (Icahn), NY	31 May 08	22.73	Abby STEINER (USA)	Columbus (USA)	2 Jun
22.43	Candace HILL (USA)	Cali (Pascual Guerrero)	19 Jul 15	22.74	Twanisha TERRY (USA)	Sacramento (USA)	26 May
22.45	Grit BREUER (GER)	Köln	8 Sep 91	22.89	Arria MINOR (USA)	Lakewood (USA)	17 May
22.45	Shaunae MILLER-UIBO (BAH)	Freeport	22 Jun 13	22.90	Jasmin REED (USA)	Sacramento (USA)	26 May
22.47	Kaylin WHITNEY (USA)	Eugene (Hayward Field), OR	28 Jun 15	22.93	Riley DAY (AUS)	Gold Coast (AUS)	18 Feb
				22.93	Jayla KIRKLAND (USA)	Bloomington, IN (USA)	16 Jun



SUMMARY



200 Metres Women - Round 1

First 4 in each heat (Q) and the next 4 fastest (q) advance to the Semi-Finals

RECORDS	RESULT	NAME	COUNTRY	AGE	VENUE	DATE	
World U20 Record	WU20R	22.18	Allyson FELIX	USA	19	Athina (Olympic Stadium) 25 Aug 2004	
Championships Record	CR	22.53	Anthonique STRACHAN	BAH	19	Barcelona (Estadio Olímpico) 13 Jul 2012	
World U20 Leading	WU20L	22.39	Sydney MCLAUGHLIN	USA	19	Gainesville (USA) 29 Mar 2018	
Area U20 Record	AU20R	National U20 Record	NU20R	Personal Best	PB	Season Best	SB

13 July 2018

RANK	PLACE	HEAT	LANE	BIB	NAME	COUNTRY	DATE of BIRTH	RESULT	WIND
1	1	4	4	1975	Lauren Rain WILLIAMS	USA	25 Jul 99	22.98	Q +0.2
2	1	5	6	1503	Polina MILLER	ANA	9 Jun 00	23.17	Q +0.7
3	2	5	3	1847	Martyna KOTWILA	POL	13 Jan 99	23.21	Q NU20R +0.7
4	1	3	4	1780	Briana WILLIAMS	JAM	21 Mar 02	23.32	Q +0.9
5	3	5	8	1815	Akvile ANDRIUKAITYTE	LTU	9 Mar 00	23.35	Q NU20R +0.7
6	1	1	7	1956	Jayla KIRKLAND	USA	13 Feb 99	23.41	Q -0.1
7	2	1	6	1704	Sophia JUNK	GER	1 Mar 99	23.43	Q -0.1
8	1	2	3	1685	Alisha REES	GBR	16 Apr 99	23.49	Q +1.1
9	2	3	8	1703	Corinna SCHWAB	GER	5 Apr 99	23.55	Q PB +0.9
10	2	2	5	1561	Ashlan BEST	CAN	11 Feb 99	23.62	Q SB +1.1
11	2	4	5	1680	Georgina ADAM	GBR	24 Mar 00	23.69	Q +0.2
12	3	4	8	1627	Jael BESTUÉ	ESP	24 Sep 00	23.70	Q +0.2
13	3	3	7	1552	Lorraine MARTINS	BRA	4 Apr 00	23.75	Q +0.9
14	4	3	5	1519	Mia GROSS	AUS	18 Apr 01	23.78	Q +0.9
15	4	5	7	1785	Shuri AONO	JPN	3 Jul 00	23.93	Q +0.7
16	3	2	4	1517	Riley DAY	AUS	30 Mar 00	24.00	Q +1.1
17	4	4	7	1740	Ciara NEVILLE	IRL	14 Oct 99	24.01 (.005)	Q +0.2
18	3	1	3	1623	Gabriela Anahi SUAREZ	ECU	2 Feb 01	24.01 (.010)	Q -0.1
19	5	4	3	1861	Catarina LOURENÇO	POR	12 Feb 00	24.03 (.021)	q PB +0.2
20	4	1	8	1554	Leticia LIMA	BRA	30 Apr 01	24.03 (.027)	Q -0.1
21	5	1	2	1596	Angie Saray GONZÁLEZ	COL	15 Feb 01	24.13	q -0.1
22	6	1	5	1919	Iantha WRIGHT	TTO	12 May 00	24.16	q -0.1
23	6	4	2	1821	Patrizia VAN DER WEKEN	LUX	21 Nov 99	24.20	q +0.2
24	7	1	4	1662	Sara FRANCIS	FIN	22 Nov 00	24.23	PB -0.1
25	5	5	4	1602	Sanda COLOMEITEVA	CYP	13 Jun 00	24.25	+0.7
26	6	5	5	1752	Aurora BERTON	ITA	18 Aug 00	24.29	+0.7
27	4	2	2	1763	Moillet KOUAKOU	ITA	14 Apr 99	24.32	Q +1.1
28	5	3	2	1842	Lucy SHEAT	NZL	5 Jul 99	24.52 (.513)	+0.9
29	6	3	6	1508	Gayane CHILOYAN	ARM	27 Sep 00	24.52 (.519)	SB +0.9
30	5	2	7	1542	Kayvon STUBBS	BAH	00	24.61	+1.1
31	7	3	3	1564	Lauren GALE	CAN	1 Jan 00	24.78	+0.9
		2	6	1916	Akilah LEWIS	TTO	10 Dec 00	DNS	+1.1
		2	8	1716	Halutie HOR	GHA	4 Apr 99	DNS	+1.1
		4	6	1541	Jaida KNOWLES	BAH	3 Jul 02	DNS	+0.2



SUMMARY
200 Metres Women - Round 1

13 July 2018

RANK	PLACE	HEAT	LANE	BIB	NAME	COUNTRY	DATE of BIRTH	RESULT	WIND
------	-------	------	------	-----	------	---------	---------------	--------	------

ALL-TIME TOP LIST				SEASON TOP LIST			
RESULT	NAME	VENUE	DATE	RESULT	NAME	VENUE	2018
22.11	Allyson FELIX (USA)	Ciudad de México	3 May 03	22.39	Sydney MCLAUGHLIN (USA)	Gainesville (USA)	29 Mar
22.19	Natalya BOCHINA (URS)	Moskva (Lenin Stadium)	30 Jul 80	22.48	Tamari DAVIS (USA)	Jacksonville, FL (USA)	5 May
22.37	Sabine RIEGER-GÜNTHER (GER)	Cottbus	26 Jun 82	22.51	Lauren Rain WILLIAMS (USA)	Tucson, AZ (USA)	28 Apr
22.39	Sydney MCLAUGHLIN (USA)	Gainesville (USA)	29 Mar 18	22.53	Tamara CLARK (USA)	Tampa, FL (USA)	25 May
22.42	Gesine WALTHER (GER)	Potsdam	29 Aug 81	22.72	Kevona DAVIS (JAM)	Kingston (JAM)	24 Mar
22.43	Bianca KNIGHT (USA)	New York City (Icahn), NY	31 May 08	22.73	Abby STEINER (USA)	Columbus (USA)	2 Jun
22.43	Candace HILL (USA)	Cali (Pascual Guerrero)	19 Jul 15	22.74	Twanisha TERRY (USA)	Sacramento (USA)	26 May
22.45	Grit BREUER (GER)	Köln	8 Sep 91	22.89	Arria MINOR (USA)	Lakewood (USA)	17 May
22.45	Shaunae MILLER-UIBO (BAH)	Freeport	22 Jun 13	22.90	Jasmin REED (USA)	Sacramento (USA)	26 May
22.47	Kaylin WHITNEY (USA)	Eugene (Hayward Field), OR	28 Jun 15	22.93	Riley DAY (AUS)	Gold Coast (AUS)	18 Feb
				22.93	Jayla KIRKLAND (USA)	Bloomington, IN (USA)	16 Jun



RESULTS



200 Metres Women - Round 1

First 4 in each heat (Q) and the next 4 fastest (q) advance to the Semi-Finals

RECORDS	RESULT	NAME	COUNTRY	AGE	VENUE	DATE
World U20 Record	WU20R	22.18	Allyson FELIX	USA	19	Athina (Olympic Stadium) 25 Aug 2004
Championships Record	CR	22.53	Anthonique STRACHAN	BAH	19	Barcelona (Estadio Olímpico) 13 Jul 2012
World U20 Leading	WU20L	22.39	Sydney MCLAUGHLIN	USA	19	Gainesville (USA) 29 Mar 2018

Area U20 Record	National U20 Record	Personal Best	Season Best
AU20R	NU20R	PB	SB

Heat 1	5	13 July 2018	11:59 START TIME	23° C TEMPERATURE	57 % HUMIDITY	-0.1 m/s WIND
--------	---	--------------	------------------	-------------------	---------------	---------------

PLACE	BIB	NAME	COUNTRY	DATE OF BIRTH	LANE	RESULT	REACTION	Fn
1	1956	Jayla KIRKLAND	USA	13 Feb 99	7	23.41	Q 0.253	
2	1704	Sophia JUNK	GER	1 Mar 99	6	23.43	Q 0.168	
3	1623	Gabriela Anahi SUAREZ	ECU	2 Feb 01	3	24.01	Q (.010) 0.165	
4	1554	Leticia LIMA	BRA	30 Apr 01	8	24.03	Q (.027) 0.202	
5	1596	Angie Saray GONZÁLEZ	COL	15 Feb 01	2	24.13	q 0.161	
6	1919	Iantha WRIGHT	TTO	12 May 00	5	24.16	q 0.186	
7	1662	Sara FRANCIS	FIN	22 Nov 00	4	24.23	PB 0.143	

Heat 2	5	13 July 2018	12:06 START TIME	23° C TEMPERATURE	57 % HUMIDITY	+1.1 m/s WIND
--------	---	--------------	------------------	-------------------	---------------	---------------

PLACE	BIB	NAME	COUNTRY	DATE OF BIRTH	LANE	RESULT	REACTION	Fn
1	1685	Alisha REES	GBR	16 Apr 99	3	23.49	Q 0.152	
2	1561	Ashlan BEST	CAN	11 Feb 99	5	23.62	Q SB 0.144	
3	1517	Riley DAY	AUS	30 Mar 00	4	24.00	Q 0.162	
4	1763	Moillet KOUAKOU	ITA	14 Apr 99	2	24.32	Q 0.165	
5	1542	Kayvon STUBBS	BAH	00	7	24.61	0.224	
	1716	Halutie HOR	GHA	4 Apr 99	8	DNS		
	1916	Akilah LEWIS	TTO	10 Dec 00	6	DNS		

Heat 3	5	13 July 2018	12:12 START TIME	23° C TEMPERATURE	57 % HUMIDITY	+0.9 m/s WIND
--------	---	--------------	------------------	-------------------	---------------	---------------

PLACE	BIB	NAME	COUNTRY	DATE OF BIRTH	LANE	RESULT	REACTION	Fn
1	1780	Briana WILLIAMS	JAM	21 Mar 02	4	23.32	Q 0.190	
2	1703	Corinna SCHWAB	GER	5 Apr 99	8	23.55	Q PB 0.192	
3	1552	Lorraine MARTINS	BRA	4 Apr 00	7	23.75	Q 0.171	
4	1519	Mia GROSS	AUS	18 Apr 01	5	23.78	Q 0.139	
5	1842	Lucy SHEAT	NZL	5 Jul 99	2	24.52	Q (.513) 0.165	
6	1508	Gayane CHILOYAN	ARM	27 Sep 00	6	24.52	Q (.519) SB 0.156	
7	1564	Lauren GALE	CAN	1 Jan 00	3	24.78	0.207	

Heat 4	5	13 July 2018	12:19 START TIME	24° C TEMPERATURE	50 % HUMIDITY	+0.2 m/s WIND
--------	---	--------------	------------------	-------------------	---------------	---------------

PLACE	BIB	NAME	COUNTRY	DATE OF BIRTH	LANE	RESULT	REACTION	Fn
1	1975	Lauren Rain WILLIAMS	USA	25 Jul 99	4	22.98	Q 0.150	
2	1680	Georgina ADAM	GBR	24 Mar 00	5	23.69	Q 0.187	
3	1627	Jael BESTUÉ	ESP	24 Sep 00	8	23.70	Q 0.193	
4	1740	Ciara NEVILLE	IRL	14 Oct 99	7	24.01	Q (.005) 0.159	
5	1861	Catarina LOURENÇO	POR	12 Feb 00	3	24.03	Q (.021) q PB 0.227	
6	1821	Patrizia VAN DER WEKEN	LUX	21 Nov 99	2	24.20	q 0.187	
	1541	Jaida KNOWLES	BAH	3 Jul 02	6	DNS		



RESULTS
200 Metres Women - Round 1

Heat 5 **5**

13 July 2018 12:28 START TIME

24° C TEMPERATURE 50 % HUMIDITY

+0.7 m/s WIND

PLACE	BIB	NAME	COUNTRY	DATE of BIRTH	LANE	RESULT	REACTION	Fn
1	1503	Polina MILLER	ANA	9 Jun 00	6	23.17	Q	0.207
2	1847	Martyna KOTWILA	POL	13 Jan 99	3	23.21	Q NU20R	0.170
3	1815	Akvile ANDRIUKAITYTE	LTU	9 Mar 00	8	23.35	Q NU20R	0.180
4	1785	Shuri AONO	JPN	3 Jul 00	7	23.93	Q	0.168
5	1602	Sanda COLOMEITEVA	CYP	13 Jun 00	4	24.25		0.151
6	1752	Aurora BERTON	ITA	18 Aug 00	5	24.29		0.179

ALL-TIME TOP LIST				SEASON TOP LIST			
RESULT	NAME	VENUE	DATE	RESULT	NAME	VENUE	2018
22.11	Allyson FELIX (USA)	Ciudad de México	3 May 03	22.39	Sydney MCLAUGHLIN (USA)	Gainesville (USA)	29 Mar
22.19	Natalya BOCHINA (URS)	Moskva (Lenin Stadium)	30 Jul 80	22.48	Tamari DAVIS (USA)	Jacksonville, FL (USA)	5 May
22.37	Sabine RIEGER-GÜNTHER (GER)	Cottbus	26 Jun 82	22.51	Lauren Rain WILLIAMS (USA)	Tucson, AZ (USA)	28 Apr
22.39	Sydney MCLAUGHLIN (USA)	Gainesville (USA)	29 Mar 18	22.53	Tamara CLARK (USA)	Tampa, FL (USA)	25 May
22.42	Gesine WALTHER (GER)	Potsdam	29 Aug 81	22.72	Kevona DAVIS (JAM)	Kingston (JAM)	24 Mar
22.43	Bianca KNIGHT (USA)	New York City (Icahn), NY	31 May 08	22.73	Abby STEINER (USA)	Columbus (USA)	2 Jun
22.43	Candace HILL (USA)	Cali (Pascual Guerrero)	19 Jul 15	22.74	Twanisha TERRY (USA)	Sacramento (USA)	26 May
22.45	Grit BREUER (GER)	Köln	8 Sep 91	22.89	Arria MINOR (USA)	Lakewood (USA)	17 May
22.45	Shaunae MILLER-UIBO (BAH)	Freeport	22 Jun 13	22.90	Jasmin REED (USA)	Sacramento (USA)	26 May
22.47	Kaylin WHITNEY (USA)	Eugene (Hayward Field), OR	28 Jun 15	22.93	Riley DAY (AUS)	Gold Coast (AUS)	18 Feb
				22.93	Jayla KIRKLAND (USA)	Bloomington, IN (USA)	16 Jun



RESULTS



400 Metres Women - Final

RECORDS	RESULT	NAME	COUNTRY	AGE	VENUE	DATE
World U20 Record	WU20R	49.42	Grit BREUER	GER	19	Tokyo (Olympic Stadium) 27 Aug 1991
Championships Record	CR	50.50	Ashley SPENCER	USA	19	Barcelona (Estadio Olímpico) 13 Jul 2012
World U20 Leading	WU20L	50.07	Sydney MCLAUGHLIN	USA	19	Gainesville (USA) 30 Mar 2018
Area U20 Record	AU20R		National U20 Record	NU20R		Personal Best PB
						Season Best SB

12 July 2018 20:12 START TIME 21° C TEMPERATURE 56 % HUMIDITY

PLACE	BIB	NAME	COUNTRY	DATE of BIRTH	LANE	RESULT	REACTION	Fn
1	1731	Hima DAS	IND	9 Jan 00	4	51.46	0.180	
2	1871	Andrea MIKLÓS	ROU	17 Apr 99	3	52.07	PB 0.198	
3	1960	Taylor MANSON	USA	29 Sep 99	6	52.28	0.150	
4	1510	Ella CONNOLLY	AUS	13 Jul 00	5	52.82	0.186	
5	1808	Mary MORAA	KEN	15 Jun 00	7	52.94	0.286	
6	1776	Stacey-Ann WILLIAMS	JAM	8 Mar 99	1	53.23	0.163	
7	1758	Elisabetta VANDI	ITA	30 Mar 00	2	53.40	0.181	
8	1561	Ashlan BEST	CAN	11 Feb 99	8	53.59	0.148	

ALL-TIME TOP LIST				SEASON TOP LIST			
RESULT	NAME	VENUE	DATE	RESULT	NAME	VENUE	2018
49.42	Grit BREUER (GER)	Tokyo (Olympic Stadium)	27 Aug 91	50.07	Sydney MCLAUGHLIN (USA)	Gainesville (USA)	30 Mar
49.77	Christina BREHMER-LATHAN (GDR)	Dresden	9 May 76	51.32	Hima DAS (IND)	Gold Coast (Carrara Stadium)	11 Apr
49.88	Salwa Eid NASER (BRN)	Bruxelles (Boudewijnstadion)	1 Sep 17	51.33	Kaelin ROBERTS (USA)	Palo Alto (USA)	13 May
49.89	Sanya RICHARDS-ROSS (USA)	Sacramento, CA	17 Jul 04	51.53	Symone MASON (USA)	Coral Gables, FL (USA)	12 May
50.01	Jinq LI (CHN)	Shanghai	18 Oct 97	51.74	Taylor MANSON (USA)	Bloomington, IN (USA)	17 Jun
50.07	Sydney MCLAUGHLIN (USA)	Gainesville (USA)	30 Mar 18	51.92	Arria MINOR (USA)	Lakewood (USA)	17 May
50.19	Marita KOCH (GDR)	Berlin	10 Jul 76	51.92	Polina MILLER (ANA)	Zhukovskiy (RUS)	30 Jun
50.46	Kendall BAISDEN (USA)	Lubbock, TX	18 May 14	51.94	Bendere OBOYA (AUS)	Gold Coast (AUS)	17 Feb
50.50	Ashley SPENCER (USA)	Barcelona (Estadio Olímpico)	13 Jul 12	51.95	Roxana GÓMEZ (CUB)	Camagüey (CUB)	2 Jun
50.59	Fatima YUSUF (NGR)	Budapest	5 Aug 90	52.05	Shiann SALMON (JAM)	Kingston (JAM)	24 Mar



RESULT PROGRESSION



400 Metres Women - Final

RECORDS	RESULT	NAME	COUNTRY	AGE	VENUE	DATE
World U20 Record	WU20R	49.42	Grit BREUER	GER	19	Tokyo (Olympic Stadium) 27 Aug 1991
Championships Record	CR	50.50	Ashley SPENCER	USA	19	Barcelona (Estadio Olímpico) 13 Jul 2012
World U20 Leading	WU20L	50.07	Sydney MCLAUGHLIN	USA	19	Gainesville (USA) 30 Mar 2018
Area U20 Record	AU20R		National U20 Record	NU20R		Personal Best PB
						Season Best SB

12 July 2018

RANK	BIB	NAME	COUNTRY	DATE of BIRTH	PHASE	HEAT	LANE	PLACE	RESULT
1	1731	Hima DAS	IND	9 Jan 00	Final	1	4	1	51.46
					Semi-Final	1	6	1	52.10 Q
					Round 1	4	3	1	52.25 Q
2	1871	Andrea MIKLÓS	ROU	17 Apr 99	Final	1	3	2	52.07 PB
					Semi-Final	1	5	2	52.48 Q
					Round 1	2	2	6	53.14 Q
3	1960	Taylor MANSON	USA	29 Sep 99	Final	1	6	3	52.28
					Semi-Final	2	4	6	53.00 Q
					Round 1	1	7	2	52.68 Q
4	1510	Ella CONNOLLY	AUS	13 Jul 00	Final	1	5	4	52.82
					Semi-Final	3	4	3	52.78 Q SB
					Round 1	3	6	5	52.99 Q SB
5	1808	Mary MORAA	KEN	15 Jun 00	Final	1	7	5	52.94
					Semi-Final	3	5	4	52.98 Q
					Round 1	2	3	4	52.85 Q PB
6	1776	Stacey-Ann WILLIAMS	JAM	8 Mar 99	Final	1	1	6	53.23
					Semi-Final	1	3	5	53.00 q
					Round 1	4	5	3	52.71 Q SB
7	1758	Elisabetta VANDI	ITA	30 Mar 00	Final	1	2	7	53.40
					Semi-Final	1	4	8	53.24 q NU20R
					Round 1	2	5	10	53.51 Q PB
8	1561	Ashlan BEST	CAN	11 Feb 99	Final	1	8	8	53.59
					Semi-Final	2	8	7	53.24 Q PB
					Round 1	4	4	14	53.91 Q SB

ALL-TIME TOP LIST				SEASON TOP LIST			
RESULT	NAME	VENUE	DATE	RESULT	NAME	VENUE	2018
49.42	Grit BREUER (GER)	Tokyo (Olympic Stadium)	27 Aug 91	50.07	Sydney MCLAUGHLIN (USA)	Gainesville (USA)	30 Mar
49.77	Christina BREHMER-LATHAN (GDR)	Dresden	9 May 76	51.32	Hima DAS (IND)	Gold Coast (Carrara Stadium)	11 Apr
49.88	Salwa Eid NASER (BRN)	Bruxelles (Boudewijnstadion)	1 Sep 17	51.33	Kaelin ROBERTS (USA)	Palo Alto (USA)	13 May
49.89	Sanya RICHARDS-ROSS (USA)	Sacramento, CA	17 Jul 04	51.53	Symone MASON (USA)	Coral Gables, FL (USA)	12 May
50.01	Jinq LI (CHN)	Shanghai	18 Oct 97	51.74	Taylor MANSON (USA)	Bloomington, IN (USA)	17 Jun
50.07	Sydney MCLAUGHLIN (USA)	Gainesville (USA)	30 Mar 18	51.92	Arria MINOR (USA)	Lakewood (USA)	17 May
50.19	Marita KOCH (GDR)	Berlin	10 Jul 76	51.92	Polina MILLER (ANA)	Zhukovskiy (RUS)	30 Jun
50.46	Kendall BAISDEN (USA)	Lubbock, TX	18 May 14	51.94	Bendere OBOYA (AUS)	Gold Coast (AUS)	17 Feb
50.50	Ashley SPENCER (USA)	Barcelona (Estadio Olímpico)	13 Jul 12	51.95	Roxana GÓMEZ (CUB)	Camagüey (CUB)	2 Jun
50.59	Fatima YUSUF (NGR)	Budapest	5 Aug 90	52.05	Shiann SALMON (JAM)	Kingston (JAM)	24 Mar



SUMMARY



400 Metres Women - Semi-Final

First 2 in each heat (Q) and the next 2 fastest (q) advance to the Final

RECORDS	RESULT	NAME	COUNTRY	AGE	VENUE	DATE	
World U20 Record	WU20R	49.42	Grit BREUER	GER	19	Tokyo (Olympic Stadium) 27 Aug 1991	
Championships Record	CR	50.50	Ashley SPENCER	USA	19	Barcelona (Estadio Olímpico) 13 Jul 2012	
World U20 Leading	WU20L	50.07	Sydney MCLAUGHLIN	USA	19	Gainesville (USA) 30 Mar 2018	
Area U20 Record	AU20R	National U20 Record	NU20R	Personal Best	PB	Season Best	SB

11 July 2018

RANK	PLACE	HEAT	LANE	BIB	NAME	COUNTRY	DATE OF BIRTH	RESULT	
1	1	1	6	1731	Hima DAS	IND	9 Jan 00	52.10	Q
2	2	1	5	1871	Andrea MIKLÓS	ROU	17 Apr 99	52.48	Q
3	1	3	4	1510	Ella CONNOLLY	AUS	13 Jul 00	52.78	Q SB
4	2	3	5	1808	Mary MORAA	KEN	15 Jun 00	52.98	Q
5	3	1	3	1776	Stacey-Ann WILLIAMS	JAM	8 Mar 99	53.00 (.993)	q
6	1	2	4	1960	Taylor MANSON	USA	29 Sep 99	53.00 (.000)	Q
7	2	2	8	1561	Ashlan BEST	CAN	11 Feb 99	53.24 (.232)	Q PB
8	4	1	4	1758	Elisabetta VANDI	ITA	30 Mar 00	53.24 (.233)	q NU20R
9	3	2	6	1600	Roxana GÓMEZ	CUB	7 Jan 99	53.26	
10	4	2	5	1549	Tiffani SILVA	BRA	6 May 99	53.30	
11	3	3	3	1748	Davicia PATTERSON	IRL	15 Dec 00	53.57	
12	5	1	8	1565	Sharelle SAMUEL	CAN	24 Jan 00	53.68	
13	5	2	3	1733	Jisna MATHEW	IND	7 Jan 99	53.86	
14	6	2	7	1617	Fiordaliza COFIL	DOM	27 Oct 00	53.94	
15	6	1	2	1587	Yu ZHOU	CHN	26 Aug 99	54.00	SB
16	4	3	8	1646	Frehiywot WONDIE	ETH	21 Jan 00	54.14	
17	5	3	2	1553	Giovana Rosalia DOS SANTOS	BRA	8 Aug 00	54.30	
18	7	1	1	1578	Shalya WRAY	CAY	6 May 99	54.32 (.311)	
19	8	1	7	1932	Stella WONRUKU	UGA	22 Dec 00	54.32 (.317)	
20	6	3	6	1718	Amanda CRAWFORD	GRN	15 May 99	54.36	
21	7	2	2	1697	Laura KAUFMANN	GER	28 Jan 00	54.91	
22	7	3	7	1900	Veronica VANCARDO	SUI	26 Sep 00	55.13	
23	8	3	1	1582	Nuo LIANG	CHN	21 Jun 99	55.51	
		2	1	1597	Angie Melisa PALACIOS	COL	14 Jul 99	DNS	

ALL-TIME TOP LIST				SEASON TOP LIST			
RESULT	NAME	VENUE	DATE	RESULT	NAME	VENUE	2018
49.42	Grit BREUER (GER)	Tokyo (Olympic Stadium)	27 Aug 91	50.07	Sydney MCLAUGHLIN (USA)	Gainesville (USA)	30 Mar
49.77	Christina BREHMER-LATHAN (GDR)	Dresden	9 May 76	51.32	Hima DAS (IND)	Gold Coast (Carrara Stadium)	11 Apr
49.88	Salwa Eid NASER (BRN)	Bruxelles (Boudewijnstadion)	1 Sep 17	51.33	Kaelin ROBERTS (USA)	Palo Alto (USA)	13 May
49.89	Sanya RICHARDS-ROSS (USA)	Sacramento, CA	17 Jul 04	51.53	Symone MASON (USA)	Coral Gables, FL (USA)	12 May
50.01	Jinq LI (CHN)	Shanghai	18 Oct 97	51.74	Taylor MANSON (USA)	Bloomington, IN (USA)	17 Jun
50.07	Sydney MCLAUGHLIN (USA)	Gainesville (USA)	30 Mar 18	51.92	Arria MINOR (USA)	Lakewood (USA)	17 May
50.19	Marita KOCH (GDR)	Berlin	10 Jul 76	51.92	Polina MILLER (ANA)	Zhukovskiy (RUS)	30 Jun
50.46	Kendall BAISDEN (USA)	Lubbock, TX	18 May 14	51.94	Bendere OBOYA (AUS)	Gold Coast (AUS)	17 Feb
50.50	Ashley SPENCER (USA)	Barcelona (Estadio Olímpico)	13 Jul 12	51.95	Roxana GÓMEZ (CUB)	Camagüey (CUB)	2 Jun
50.59	Fatima YUSUF (NGR)	Budapest	5 Aug 90	52.05	Shiann SALMON (JAM)	Kingston (JAM)	24 Mar



RESULTS



400 Metres Women - Semi-Final

First 2 in each heat (Q) and the next 2 fastest (q) advance to the Final

RECORDS	RESULT	NAME	COUNTRY	AGE	VENUE	DATE
World U20 Record	WU20R	49.42	Grit BREUER	GER	19	Tokyo (Olympic Stadium) 27 Aug 1991
Championships Record	CR	50.50	Ashley SPENCER	USA	19	Barcelona (Estadio Olímpico) 13 Jul 2012
World U20 Leading	WU20L	50.07	Sydney MCLAUGHLIN	USA	19	Gainesville (USA) 30 Mar 2018

Area U20 Record	National U20 Record	Personal Best	Season Best
AU20R	NU20R	PB	SB

Heat 1	3	11 July 2018	18:24 START TIME	21° C TEMPERATURE	56 % HUMIDITY
--------	---	--------------	------------------	-------------------	---------------

PLACE	BIB	NAME	COUNTRY	DATE OF BIRTH	LANE	RESULT	REACTION	Fn
1	1731	Hima DAS	IND	9 Jan 00	6	52.10	Q	0.171
2	1871	Andrea MIKLÓS	ROU	17 Apr 99	5	52.48	Q	0.194
3	1776	Stacey-Ann WILLIAMS	JAM	8 Mar 99	3	53.00 (.993)	q	0.156
4	1758	Elisabetta VANDI	ITA	30 Mar 00	4	53.24 (.233)	q	NU20R 0.188
5	1565	Sharelle SAMUEL	CAN	24 Jan 00	8	53.68		0.153
6	1587	Yu ZHOU	CHN	26 Aug 99	2	54.00		SB 0.198
7	1578	Shalya WRAY	CAY	6 May 99	1	54.32 (.311)		0.212
8	1932	Stella WONRUKU	UGA	22 Dec 00	7	54.32 (.317)		0.217

Heat 2	3	11 July 2018	18:32 START TIME	21° C TEMPERATURE	56 % HUMIDITY
--------	---	--------------	------------------	-------------------	---------------

PLACE	BIB	NAME	COUNTRY	DATE OF BIRTH	LANE	RESULT	REACTION	Fn
1	1960	Taylor MANSON	USA	29 Sep 99	4	53.00 (.000)	Q	0.151
2	1561	Ashlan BEST	CAN	11 Feb 99	8	53.24 (.232)	Q	PB 0.154
3	1600	Roxana GÓMEZ	CUB	7 Jan 99	6	53.26		0.212
4	1549	Tiffani SILVA	BRA	6 May 99	5	53.30		0.196
5	1733	Jisna MATHEW	IND	7 Jan 99	3	53.86		0.229
6	1617	Fiordaliza COFIL	DOM	27 Oct 00	7	53.94		0.225
7	1697	Laura KAUFMANN	GER	28 Jan 00	2	54.91		0.200
	1597	Angie Melisa PALACIOS	COL	14 Jul 99	1	DNS		

Heat 3	3	11 July 2018	18:40 START TIME	21° C TEMPERATURE	56 % HUMIDITY
--------	---	--------------	------------------	-------------------	---------------

PLACE	BIB	NAME	COUNTRY	DATE OF BIRTH	LANE	RESULT	REACTION	Fn
1	1510	Ella CONNOLLY	AUS	13 Jul 00	4	52.78	Q	SB 0.177
2	1808	Mary MORAA	KEN	15 Jun 00	5	52.98	Q	0.321
3	1748	Davicia PATTERSON	IRL	15 Dec 00	3	53.57		0.199
4	1646	Frehiyot WONDIE	ETH	21 Jan 00	8	54.14		0.263
5	1553	Giovana Rosalia DOS SANTOS	BRA	8 Aug 00	2	54.30		0.203
6	1718	Amanda CRAWFORD	GRN	15 May 99	6	54.36		0.230
7	1900	Veronica VANCARDO	SUI	26 Sep 00	7	55.13		0.153
8	1582	Nuo LIANG	CHN	21 Jun 99	1	55.51		0.171

ALL-TIME TOP LIST				SEASON TOP LIST			
RESULT	NAME	VENUE	DATE	RESULT	NAME	VENUE	2018
49.42	Grit BREUER (GER)	Tokyo (Olympic Stadium)	27 Aug 91	50.07	Sydney MCLAUGHLIN (USA)	Gainesville (USA)	30 Mar
49.77	Christina BREHMER-LATHAN (GDR)	Dresden	9 May 76	51.32	Hima DAS (IND)	Gold Coast (Carrara Stadium)	11 Apr
49.88	Salwa Eid NASER (BRN)	Bruxelles (Boudewijnstadion)	1 Sep 17	51.33	Kaelin ROBERTS (USA)	Palo Alto (USA)	13 May
49.89	Sanya RICHARDS-ROSS (USA)	Sacramento, CA	17 Jul 04	51.53	Symone MASON (USA)	Coral Gables, FL (USA)	12 May
50.01	Jinq LI (CHN)	Shanghai	18 Oct 97	51.74	Taylor MANSON (USA)	Bloomington, IN (USA)	17 Jun
50.07	Sydney MCLAUGHLIN (USA)	Gainesville (USA)	30 Mar 18	51.92	Arria MINOR (USA)	Lakewood (USA)	17 May
50.19	Marita KOCH (GDR)	Berlin	10 Jul 76	51.92	Polina MILLER (ANA)	Zhukovskiy (RUS)	30 Jun
50.46	Kendall BAISDEN (USA)	Lubbock, TX	18 May 14	51.94	Bendere OBOYA (AUS)	Gold Coast (AUS)	17 Feb
50.50	Ashley SPENCER (USA)	Barcelona (Estadio Olímpico)	13 Jul 12	51.95	Roxana GÓMEZ (CUB)	Camagüey (CUB)	2 Jun
50.59	Fatima YUSUF (NGR)	Budapest	5 Aug 90	52.05	Shiann SALMON (JAM)	Kingston (JAM)	24 Mar



SUMMARY



400 Metres Women - Round 1

First 4 in each heat (Q) and the next 4 fastest (q) advance to the Semi-Finals

RECORDS	RESULT	NAME	COUNTRY	AGE	VENUE	DATE	
World U20 Record	WU20R	49.42 Grit BREUER	GER	19	Tokyo (Olympic Stadium)	27 Aug 1991	
Championships Record	CR	50.50 Ashley SPENCER	USA	19	Barcelona (Estadio Olímpico)	13 Jul 2012	
World U20 Leading	WU20L	50.07 Sydney MCLAUGHLIN	USA	19	Gainesville (USA)	30 Mar 2018	
Area U20 Record	AU20R	National U20 Record	NU20R	Personal Best	PB	Season Best	SB

10 July 2018

RANK	PLACE	HEAT	LANE	BIB	NAME	COUNTRY	DATE of BIRTH	RESULT	
1	1	4	3	1731	Hima DAS	IND	9 Jan 00	52.25	Q
2	1	1	7	1960	Taylor MANSON	USA	29 Sep 99	52.68	Q
3	2	4	5	1776	Stacey-Ann WILLIAMS	JAM	8 Mar 99	52.71	Q SB
4	1	2	3	1808	Mary MORAA	KEN	15 Jun 00	52.85	Q PB
5	1	3	6	1510	Ella CONNOLLY	AUS	13 Jul 00	52.99	Q SB
6	2	2	2	1871	Andrea MIKLÓS	ROU	17 Apr 99	53.14	Q
7	2	3	7	1549	Tiffani SILVA	BRA	6 May 99	53.18	Q
8	3	3	1	1600	Roxana GÓMEZ	CUB	7 Jan 99	53.19	Q
9	2	1	8	1748	Davicia PATTERSON	IRL	15 Dec 00	53.20	Q
10	3	2	5	1758	Elisabetta VANDI	ITA	30 Mar 00	53.51	Q PB
11	3	1	1	1932	Stella WONRUKU	UGA	22 Dec 00	53.55	Q
12	4	2	6	1646	Frehiywot WONDIE	ETH	21 Jan 00	53.59	Q
13	4	1	2	1565	Sharelle SAMUEL	CAN	24 Jan 00	53.62	Q PB
14	3	4	4	1561	Ashlan BEST	CAN	11 Feb 99	53.91	Q SB
15	4	4	8	1617	Fiordaliza COFIL	DOM	27 Oct 00	54.13	Q
16	1	5	4	1733	Jisna MATHEW	IND	7 Jan 99	54.32	Q
17	5	1	4	1582	Nuo LIANG	CHN	21 Jun 99	54.33	q SB
18	5	2	7	1553	Giovana Rosalia DOS SANTOS	BRA	8 Aug 00	54.35	q
19	2	5	2	1718	Amanda CRAWFORD	GRN	15 May 99	54.37	Q
20	6	1	5	1597	Angie Melisa PALACIOS	COL	14 Jul 99	54.42	q PB
21	4	3	5	1578	Shalyssa WRAY	CAY	6 May 99	54.48	Q
22	5	4	2	1587	Yu ZHOU	CHN	26 Aug 99	54.49	q SB
23	6	4	6	1579	Martina WEIL	CHI	12 Jul 99	54.52	
24	5	3	8	1761	Camilla PITZALIS	ITA	9 Dec 99	54.59	PB
25	6	2	4	1739	Ciara DEELY	IRL	28 Mar 00	54.69	
26	3	5	5	1900	Veronica VANCARDO	SUI	26 Sep 00	54.93	Q
27	4	5	7	1697	Laura KAUFMANN	GER	28 Jan 00	54.96	Q
28	7	2	1	1656	Mette BAAS	FIN	10 Sep 00	55.42	
29	6	3	4	1620	Milagros DURÁN	DOM	10 Sep 00	55.56	
30	5	5	1	1961	Symone MASON	USA	31 Aug 99	55.66	
31	6	5	8	1644	Mahilet FIKRE	ETH	26 Jun 99	55.88	
32	7	4	7	1935	Tetyana KAYSEN	UKR	25 Dec 00	57.14	
33	7	3	3	1872	Nicola GIBBON	RSA	9 Oct 00	57.90	
34	7	5	6	1830	Maria Alejandra CARMONA	NCA	31 Jan 99	58.39	PB
35	7	1	3	1876	Marlie VILJOEN	RSA	1 Aug 00	59.01	
36	8	1	6	1826	Aishath Himna HASSAN	MDV	7 Jan 02	59.76	NU20R
37	8	5	3	1812	Patricija Karlina ROSHOFA	LAT	19 Jan 99	1:00.08	
			3	2	1917	Rae-Anne SERVILLE	TTO	30 Apr 02	DNF
			2	8	1979	Pamela MILANO	VEN	7 Jan 99	DNS



SUMMARY
400 Metres Women - Round 1

10 July 2018

RANK	PLACE	HEAT	LANE	BIB	NAME	COUNTRY	DATE of BIRTH	RESULT
------	-------	------	------	-----	------	---------	---------------	--------

ALL-TIME TOP LIST					SEASON TOP LIST				
RESULT	NAME		VENUE	DATE	RESULT	NAME		VENUE	2018
49.42	Grit BREUER (GER)		Tokyo (Olympic Stadium)	27 Aug 91	50.07	Sydney MCLAUGHLIN (USA)		Gainesville (USA)	30 Mar
49.77	Christina BREHMER-LATHAN (GDR)		Dresden	9 May 76	51.32	Hima DAS (IND)		Gold Coast (Carrara Stadium)	11 Apr
49.88	Salwa Eid NASER (BRN)		Bruxelles (Boudewijnstadion)	1 Sep 17	51.33	Kaelin ROBERTS (USA)		Palo Alto (USA)	13 May
49.89	Sanya RICHARDS-ROSS (USA)		Sacramento, CA	17 Jul 04	51.53	Symone MASON (USA)		Coral Gables, FL (USA)	12 May
50.01	Jinq LI (CHN)		Shanghai	18 Oct 97	51.74	Taylor MANSON (USA)		Bloomington, IN (USA)	17 Jun
50.07	Sydney MCLAUGHLIN (USA)		Gainesville (USA)	30 Mar 18	51.92	Arria MINOR (USA)		Lakewood (USA)	17 May
50.19	Marita KOCH (GDR)		Berlin	10 Jul 76	51.92	Polina MILLER (ANA)		Zhukovskiy (RUS)	30 Jun
50.46	Kendall BAISDEN (USA)		Lubbock, TX	18 May 14	51.94	Bendere OBOYA (AUS)		Gold Coast (AUS)	17 Feb
50.50	Ashley SPENCER (USA)		Barcelona (Estadio Olímpico)	13 Jul 12	51.95	Roxana GÓMEZ (CUB)		Camagüey (CUB)	2 Jun
50.59	Fatima YUSUF (NGR)		Budapest	5 Aug 90	52.05	Shiann SALMON (JAM)		Kingston (JAM)	24 Mar



RESULTS



400 Metres Women - Round 1

First 4 in each heat (Q) and the next 4 fastest (q) advance to the Semi-Finals

RECORDS	RESULT	NAME	COUNTRY	AGE	VENUE	DATE
World U20 Record	WU20R	49.42	Grit BREUER	GER	19	Tokyo (Olympic Stadium) 27 Aug 1991
Championships Record	CR	50.50	Ashley SPENCER	USA	19	Barcelona (Estadio Olímpico) 13 Jul 2012
World U20 Leading	WU20L	50.07	Sydney MCLAUGHLIN	USA	19	Gainesville (USA) 30 Mar 2018

Area U20 Record **AU20R** National U20 Record **NU20R** Personal Best **PB** Season Best **SB**

Heat 1

5

10 July 2018 16:50 START TIME 23° C TEMPERATURE 38 % HUMIDITY

PLACE	BIB	NAME	COUNTRY	DATE OF BIRTH	LANE	RESULT	REACTION	Fn
1	1960	Taylor MANSON	USA	29 Sep 99	7	52.68	Q 0.153	
2	1748	Davicia PATTERSON	IRL	15 Dec 00	8	53.20	Q 0.190	
3	1932	Stella WONRUKU	UGA	22 Dec 00	1	53.55	Q 0.204	
4	1565	Sharelle SAMUEL	CAN	24 Jan 00	2	53.62	Q PB 0.152	
5	1582	Nuo LIANG	CHN	21 Jun 99	4	54.33	q SB 0.174	
6	1597	Angie Melisa PALACIOS	COL	14 Jul 99	5	54.42	q PB 0.257	
7	1876	Marlie VILJOEN	RSA	1 Aug 00	3	59.01	0.186	
8	1826	Aishath Himna HASSAN	MDV	7 Jan 02	6	59.76	NU20R 0.182	

Heat 2

5

10 July 2018 16:58 START TIME 23° C TEMPERATURE 38 % HUMIDITY

PLACE	BIB	NAME	COUNTRY	DATE OF BIRTH	LANE	RESULT	REACTION	Fn
1	1808	Mary MORAA	KEN	15 Jun 00	3	52.85	Q PB 0.250	
2	1871	Andrea MIKLÓS	ROU	17 Apr 99	2	53.14	Q 0.199	
3	1758	Elisabetta VANDI	ITA	30 Mar 00	5	53.51	Q PB 0.182	
4	1646	Frehiywot WONDIE	ETH	21 Jan 00	6	53.59	Q 0.238	
5	1553	Giovana Rosalia DOS SANTOS	BRA	8 Aug 00	7	54.35	q 0.191	
6	1739	Ciara DEELY	IRL	28 Mar 00	4	54.69	0.148	
7	1656	Mette BAAS	FIN	10 Sep 00	1	55.42	0.157	
1979		Pamela MILANO	VEN	7 Jan 99	8	DNS		

Heat 3

5

10 July 2018 17:06 START TIME 23° C TEMPERATURE 38 % HUMIDITY

PLACE	BIB	NAME	COUNTRY	DATE OF BIRTH	LANE	RESULT	REACTION	Fn
1	1510	Ella CONNOLLY	AUS	13 Jul 00	6	52.99	Q SB 0.176	
2	1549	Tiffani SILVA	BRA	6 May 99	7	53.18	Q 0.214	
3	1600	Roxana GÓMEZ	CUB	7 Jan 99	1	53.19	Q 0.204	
4	1578	Shalya WRAY	CAY	6 May 99	5	54.48	Q 0.172	
5	1761	Camilla PITZALIS	ITA	9 Dec 99	8	54.59	PB 0.223	
6	1620	Milagros DURÁN	DOM	10 Sep 00	4	55.56	0.187	
7	1872	Nicola GIBBON	RSA	9 Oct 00	3	57.90	0.197	
1917		Rae-Anne SERVILLE	TTO	30 Apr 02	2	DNF	0.248	

Heat 4

5

10 July 2018 17:15 START TIME 23° C TEMPERATURE 44 % HUMIDITY

PLACE	BIB	NAME	COUNTRY	DATE OF BIRTH	LANE	RESULT	REACTION	Fn
1	1731	Hima DAS	IND	9 Jan 00	3	52.25	Q 0.170	
2	1776	Stacey-Ann WILLIAMS	JAM	8 Mar 99	5	52.71	Q SB 0.164	
3	1561	Ashlan BEST	CAN	11 Feb 99	4	53.91	Q SB 0.163	
4	1617	Fiordaliza COFIL	DOM	27 Oct 00	8	54.13	Q 0.196	
5	1587	Yu ZHOU	CHN	26 Aug 99	2	54.49	q SB 0.174	
6	1579	Martina WEIL	CHI	12 Jul 99	6	54.52	0.180	
7	1935	Tetyana KAYSEN	UKR	25 Dec 00	7	57.14	0.250	

RESULTS
400 Metres Women - Round 1

Heat 5

5

10 July 2018 17:25 START TIME

23° C TEMPERATURE 44 % HUMIDITY

PLACE	BIB	NAME	COUNTRY	DATE of BIRTH	LANE	RESULT	REACTION	Fn
1	1733	Jisna MATHEW	IND	7 Jan 99	4	54.32	Q	0.215
2	1718	Amanda CRAWFORD	GRN	15 May 99	2	54.37	Q	0.397
3	1900	Veronica VANCARDO	SUI	26 Sep 00	5	54.93	Q	0.152
4	1697	Laura KAUFMANN	GER	28 Jan 00	7	54.96	Q	0.202
5	1961	Symone MASON	USA	31 Aug 99	1	55.66		0.183
6	1644	Mahilet FIKRE	ETH	26 Jun 99	8	55.88		0.222
7	1830	Maria Alejandra CARMONA	NCA	31 Jan 99	6	58.39	PB	0.235
8	1812	Patricija Karlina ROSHOFA	LAT	19 Jan 99	3	1:00.08		0.216

ALL-TIME TOP LIST

SEASON TOP LIST

RESULT	NAME	VENUE	DATE	RESULT	NAME	VENUE	2018
49.42	Grit BREUER (GER)	Tokyo (Olympic Stadium)	27 Aug 91	50.07	Sydney MCLAUGHLIN (USA)	Gainesville (USA)	30 Mar
49.77	Christina BREHMER-LATHAN (GDR)	Dresden	9 May 76	51.32	Hima DAS (IND)	Gold Coast (Carrara Stadium)	11 Apr
49.88	Salwa Eid NASER (BRN)	Bruxelles (Boudewijnstadion)	1 Sep 17	51.33	Kaelin ROBERTS (USA)	Palo Alto (USA)	13 May
49.89	Sanya RICHARDS-ROSS (USA)	Sacramento, CA	17 Jul 04	51.53	Symone MASON (USA)	Coral Gables, FL (USA)	12 May
50.01	Jinq LI (CHN)	Shanghai	18 Oct 97	51.74	Taylor MANSON (USA)	Bloomington, IN (USA)	17 Jun
50.07	Sydney MCLAUGHLIN (USA)	Gainesville (USA)	30 Mar 18	51.92	Arria MINOR (USA)	Lakewood (USA)	17 May
50.19	Marita KOCH (GDR)	Berlin	10 Jul 76	51.92	Polina MILLER (ANA)	Zhukovskiy (RUS)	30 Jun
50.46	Kendall BAISDEN (USA)	Lubbock, TX	18 May 14	51.94	Bendere OBOYA (AUS)	Gold Coast (AUS)	17 Feb
50.50	Ashley SPENCER (USA)	Barcelona (Estadio Olímpico)	13 Jul 12	51.95	Roxana GÓMEZ (CUB)	Camagüey (CUB)	2 Jun
50.59	Fatima YUSUF (NGR)	Budapest	5 Aug 90	52.05	Shiann SALMON (JAM)	Kingston (JAM)	24 Mar



RESULTS



800 Metres Women - Final

RECORDS	RESULT	NAME	COUNTRY	AGE	VENUE	DATE	
World U20 Record	WU20R	1:54.01	Pamela JELIMO	KEN	19	Zürich (Letzigrund) 29 Aug 2008	
Championships Record	CR	1:59.74	Diribe WELTEJI	ETH	16	Tampere 12 Jul 2018	
World U20 Leading	WU20L	1:59.74	Diribe WELTEJI	ETH	16	Tampere 12 Jul 2018	
Area U20 Record	AU20R	National U20 Record	NU20R	Personal Best	PB	Season Best	SB

12 July 2018 20:47 START TIME 21° C TEMPERATURE 56 % HUMIDITY

PLACE	BIB	NAME	COUNTRY	DATE OF BIRTH	LANE	RESULT
1	1647	Diribe WELTEJI	ETH	13 May 02	3	1:59.74 CR
2	1512	Carley THOMAS	AUS	26 Dec 00	8	2:01.13 PB
3	1899	Delia SCLABAS	SUI	8 Nov 00	6	2:01.29 NU20R
4	1906	Gabriela GAJANOVÁ	SVK	12 Oct 99	1	2:01.90 PB
5	1651	Fireweyni HAILU	ETH	12 Feb 01	4	2:02.80
6	1791	Ayaka KAWATA	JPN	22 Aug 99	5	2:03.57
7	1690	Katy-Ann MCDONALD	GBR	1 Jun 00	7	2:04.08
8	1809	Jackline WAMBUI	KEN	8 Feb 00	2	2:04.61

INTERMEDIATE TIMES	400m	Diribe WELTEJI	58.98
---------------------------	------	----------------	-------

ALL-TIME TOP LIST				SEASON TOP LIST			
RESULT	NAME	VENUE	DATE	RESULT	NAME	VENUE	2018
1:54.01	Pamela JELIMO (KEN)	Zürich (Letzigrund)	29 Aug 08	1:59.74	Diribe WELTEJI (ETH)	Tampere	12 Jul
1:55.45	Caster SEMENYA (RSA)	Berlin (Olympiastadion)	19 Aug 09	2:00.81	Keely SMALL (AUS)	Gold Coast (Carrara Stadium)	12 Apr
1:56.59	Francine NIYONSABA (BDI)	Bruxelles (Boudewijnstadion)	7 Sep 12	2:00.85	Caitlyn COLLIER (USA)	Nashville (USA)	2 Jun
1:57.18	Yuan WANG (CHN)	Beijing (NOCAS)	8 Sep 93	2:01.13	Carley THOMAS (AUS)	Tampere	12 Jul
1:57.45	Hildegard ULLRICH-KÖRNER (GDR)	Stadion Rošický	31 Aug 78	2:01.14	AviTal WILSON-PERTEETE (USA)	Sacramento (USA)	25 May
1:57.62	Yinqilai LANG (CHN)	Shanghai	22 Oct 97	2:01.16	Hirut MESHESHA (ETH)	Assela (ETH)	24 May
1:57.63	Maria de Lurdes MUTOLA (MOZ)	Kyō (Olympic Stadium)	26 Aug 91	2:01.29	Delia SCLABAS (SUI)	Tampere	12 Jul
1:57.74	Sahily DIAGO (CUB)	La Habana (Estadio Panamericano)	25 May 14	2:01.35	Fireweyni HAILU (ETH)	Assela (ETH)	24 May
1:57.77	Yi LU (CHN)	Beijing (NOCAS)	9 Sep 93	2:01.46	Samantha WATSON (USA)	Bloomington, IN (USA)	16 Jun
1:57.86	Katrin WÜHN (GDR)	Celje	5 May 84	2:01.90	Gabriela GAJANOVÁ (SVK)	Tampere	12 Jul



RACE ANALYSIS



800 Metres Women - Final

12 July 2018 20:47 START TIME 21° C TEMPERATURE 56 % HUMIDITY

PLACE	BIB	NAME	COUNTRY	DATE of BIRTH	RESULT
400m					
1	1647	Diribe WELTEJI	ETH	13 May 02	1:59.74 CR
		58.98 (1)		1:00.76 (1)	
2	1512	Carley THOMAS	AUS	26 Dec 00	2:01.13 PB
		59.33 (3)		1:01.80 (4)	
3	1899	Delia SCLABAS	SUI	8 Nov 00	2:01.29 NU20R
		59.57 (4)		1:01.72 (3)	
4	1906	Gabriela GAJANOVÁ	SVK	12 Oct 99	2:01.90 PB
		1:00.58 (8)		1:01.32 (2)	
5	1651	Fireweyni HAILU	ETH	12 Feb 01	2:02.80
		59.27 (2)		1:03.53 (5)	
6	1791	Ayaka KAWATA	JPN	22 Aug 99	2:03.57
		59.90 (5)		1:03.67 (6)	
7	1690	Katy-Ann MCDONALD	GBR	1 Jun 00	2:04.08
		1:00.25 (7)		1:03.83 (7)	
8	1809	Jackline WAMBUI	KEN	8 Feb 00	2:04.61
		1:00.17 (6)		1:04.44 (8)	



RESULT PROGRESSION

800 Metres Women - Final



RECORDS	RESULT	NAME	COUNTRY	AGE	VENUE	DATE	
World U20 Record	WU20R	1:54.01 Pamela JELIMO	KEN	19	Zürich (Letzigrund)	29 Aug 2008	
Championships Record	CR	1:59.74 Diribe WELTEJI	ETH	16	Tampere	12 Jul 2018	
World U20 Leading	WU20L	1:59.74 Diribe WELTEJI	ETH	16	Tampere	12 Jul 2018	
Area U20 Record	AU20R	National U20 Record	NU20R	Personal Best	PB	Season Best	SB

12 July 2018

RANK	BIB	NAME	COUNTRY	DATE of BIRTH	PHASE	HEAT	LANE	PLACE	RESULT	
1	1647	Diribe WELTEJI	ETH	13 May 02	Final	1	3	1	1:59.74	CR
					Semi-Final	2	3	1	2:01.89 Q	
					Round 1	5	4	3	2:05.18 Q	
2	1512	Carley THOMAS	AUS	26 Dec 00	Final	1	8	2	2:01.13	PB
					Semi-Final	3	3	4	2:03.19 Q	PB
					Round 1	2	3	16	2:08.57 Q	
3	1899	Delia SCLABAS	SUI	8 Nov 00	Final	1	6	3	2:01.29	NU20R
					Semi-Final	1	4	3	2:02.12 Q	NU20R
					Round 1	5	3	12	2:07.43 Q	
4	1906	Gabriela GAJANOVA	SVK	12 Oct 99	Final	1	1	4	2:01.90	PB
					Semi-Final	3	6	6	2:03.36 Q	PB
					Round 1	2	2	17	2:08.89 Q	
5	1651	Fireweyni HAILU	ETH	12 Feb 01	Final	1	4	5	2:02.80	
					Semi-Final	1	5	2	2:01.96 Q	
					Round 1	2	6	15	2:08.26 Q	
6	1791	Ayaka KAWATA	JPN	22 Aug 99	Final	1	5	6	2:03.57	
					Semi-Final	3	5	7	2:03.37 q	
					Round 1	3	7	1	2:05.08 Q	
7	1690	Katy-Ann MCDONALD	GBR	1 Jun 00	Final	1	7	7	2:04.08	
					Semi-Final	2	6	5	2:03.20 Q	PB
					Round 1	5	8	10	2:07.24 Q	
8	1809	Jackline WAMBUI	KEN	8 Feb 00	Final	1	2	8	2:04.61	
					Semi-Final	1	8	8	2:03.44 q	SB
					Round 1	1	3	4	2:05.27 Q	

ALL-TIME TOP LIST				SEASON TOP LIST			
RESULT	NAME	VENUE	DATE	RESULT	NAME	VENUE	2018
1:54.01	Pamela JELIMO (KEN)	Zürich (Letzigrund)	29 Aug 08	1:59.74	Diribe WELTEJI (ETH)	Tampere	12 Jul
1:55.45	Caster SEMENYA (RSA)	Berlin (Olympiastadion)	19 Aug 09	2:00.81	Keely SMALL (AUS)	Gold Coast (Carrara Stadium)	12 Apr
1:56.59	Francine NIYONSABA (BDI)	Bruxelles (Boudewijnstadion)	7 Sep 12	2:00.85	Caitlyn COLLIER (USA)	Nashville (USA)	2 Jun
1:57.18	Yuan WANG (CHN)	Beijing (NOCAS)	8 Sep 93	2:01.13	Carley THOMAS (AUS)	Tampere	12 Jul
1:57.45	Hildegard ULLRICH-KÖRNER (GDR)	Stadion Rošický	31 Aug 78	2:01.14	Avi'Tal WILSON-PERTEETE (USA)	Sacramento (USA)	25 May
1:57.62	Yinqlai LANG (CHN)	Shanghai	22 Oct 97	2:01.16	Hirut MESHESHA (ETH)	Assela (ETH)	24 May
1:57.63	Maria de Lurdes MUTOLA (MOZ)	kyo (Olympic Stadium)	26 Aug 91	2:01.29	Delia SCLABAS (SUI)	Tampere	12 Jul
1:57.74	Sahily DIAGO (CUB)	La Habana (Estadio Panamericano)	25 May 14	2:01.35	Fireweyni HAILU (ETH)	Assela (ETH)	24 May
1:57.77	Yi LU (CHN)	Beijing (NOCAS)	9 Sep 93	2:01.46	Samantha WATSON (USA)	Bloomington, IN (USA)	16 Jun
1:57.86	Katrin WÜHN (GDR)	Celje	5 May 84	2:01.90	Gabriela GAJANOVA (SVK)	Tampere	12 Jul



SUMMARY



800 Metres Women - Semi-Final

First 2 in each heat (Q) and the next 2 fastest (q) advance to the Final

RECORDS	RESULT	NAME	COUNTRY	AGE	VENUE	DATE	
World U20 Record	WU20R	1:54.01 Pamela JELIMO	KEN	19	Zürich (Letzigrund)	29 Aug 2008	
Championships Record	CR	2:00.06 Elena Mirela LAVRIC	ROU	17	Bydgoszcz (Zdzisław Krzyszkowiak)	11 Jul 2008	
World U20 Leading	WU20L	2:00.81 Keely SMALL	AUS	17	Gold Coast (Carrara Stadium)	12 Apr 2018	
Area U20 Record	AU20R	National U20 Record	NU20R	Personal Best	PB	Season Best	SB

11 July 2018

RANK	PLACE	HEAT	LANE	BIB	NAME	COUNTRY	DATE of BIRTH	RESULT	
1	1	2	3	1647	Diribe WELTEJI	ETH	13 May 02	2:01.89	Q
2	1	1	5	1651	Fireweyni HAILU	ETH	12 Feb 01	2:01.96	Q
3	2	1	4	1899	Delia SCLABAS	SUI	8 Nov 00	2:02.12	Q NU20R
4	1	3	3	1512	Carley THOMAS	AUS	26 Dec 00	2:03.19	Q PB
5	2	2	6	1690	Katy-Ann MCDONALD	GBR	1 Jun 00	2:03.20	Q PB
6	2	3	6	1906	Gabriela GAJANOVA	SVK	12 Oct 99	2:03.36	Q PB
7	3	3	5	1791	Ayaka KAWATA	JPN	22 Aug 99	2:03.37	q
8	3	1	8	1809	Jackline WAMBUI	KEN	8 Feb 00	2:03.44	q SB
9	3	2	4	1788	Ayano SHIOMI	JPN	26 Nov 99	2:03.72	
10	4	3	4	1946	Caitlyn COLLIER	USA	5 Aug 99	2:03.95 (.944)	
11	4	1	3	1974	Samantha WATSON	USA	10 Nov 99	2:03.95 (.949)	
12	4	2	5	1806	Lydia Jeruto LAGAT	KEN	23 Nov 00	2:04.59	
13	5	2	2	1511	Jemima RUSSELL	AUS	5 May 99	2:04.81	PB
14	5	3	8	1679	Maeliss TRAPEAU	FRA	28 Sep 99	2:05.35	
15	6	3	1	1547	Marharyta KACHANAVA	BLR	1 Feb 99	2:06.53	
16	7	3	7	1846	Milena KORBUT	POL	8 Aug 00	2:06.60	
17	6	2	1	1755	Eloisa COIRO	ITA	1 Dec 00	2:06.85	SB
18	5	1	2	1745	Jo KEANE	IRL	23 Dec 00	2:06.91	PB
19	6	1	7	1772	Shaquena FOOTE	JAM	23 Jul 01	2:08.02	
20	7	2	8	1545	Camille MULS	BEL	24 Mar 99	2:08.16	
21	7	1	1	1756	Federica CORTESI	ITA	13 Aug 99	2:09.85	
22	8	2	7	1708	Majtie KOLBERG	GER	5 Dec 99	2:10.66	
23	8	3	2	1784	Chrissani MAY	JAM	7 Aug 99	2:10.70	
24	8	1	6	1682	Isabelle BOFFEY	GBR	13 Apr 00	2:11.49	

ALL-TIME TOP LIST				SEASON TOP LIST			
RESULT	NAME	VENUE	DATE	RESULT	NAME	VENUE	2018
1:54.01	Pamela JELIMO (KEN)	Zürich (Letzigrund)	29 Aug 08	2:00.81	Keely SMALL (AUS)	Gold Coast (Carrara Stadium)	12 Apr
1:55.45	Caster SEMENYA (RSA)	Berlin (Olympiastadion)	19 Aug 09	2:00.85	Caitlyn COLLIER (USA)	Nashville (USA)	2 Jun
1:56.59	Francine NIYONSABA (BDI)	Bruxelles (Boudewijnstadion)	7 Sep 12	2:00.89	Diribe WELTEJI (ETH)	Assela (ETH)	24 May
1:57.18	Yuan WANG (CHN)	Beijing (INOCAS)	8 Sep 93	2:01.14	Avi'Tal WILSON-PERTEETE (USA)	Sacramento (USA)	25 May
1:57.45	Hildegard ULLRICH-KÖRNER (GDR)	Stadion Rošický	31 Aug 78	2:01.16	Hirut MESHESHA (ETH)	Assela (ETH)	24 May
1:57.62	Yinlai LANG (CHN)	Shanghai	22 Oct 97	2:01.35	Fireweyni HAILU (ETH)	Assela (ETH)	24 May
1:57.63	Maria de Lurdes MUTOLA (MOZ)	kyo (Olympic Stadium)	26 Aug 91	2:01.46	Samantha WATSON (USA)	Bloomington, IN (USA)	16 Jun
1:57.74	Sahily DIAGO (CUB)	La Habana (Estadio Panamericano)	25 May 14	2:02.12	Delia SCLABAS (SUI)	Tampere	11 Jul
1:57.77	Yi LU (CHN)	Beijing (INOCAS)	9 Sep 93	2:02.34	Lydia Jeruto LAGAT (KEN)	Nairobi (KEN)	11 Jun
1:57.86	Katrin WÜHN (GDR)	Celje	5 May 84	2:02.71	Ayaka KAWATA (JPN)	Fukuroi (JPN)	3 May



RACE ANALYSIS



800 Metres Women - Semi-Final

First 2 in each heat (Q) and the next 2 fastest (q) advance to the Final

Heat 3 **3**

11 July 2018 17:24 START TIME

21° C TEMPERATURE 56 % HUMIDITY

PLACE	BIB	NAME	COUNTRY	DATE of BIRTH	RESULT
400m					
1	1512	Carley THOMAS	AUS	26 Dec 00	2:03.19 PB
		1:01.39 (2)			1:01.80 (2)
2	1906	Gabriela GAJANOVÁ	SVK	12 Oct 99	2:03.36 PB
		1:01.82 (6)			1:01.54 (1)
3	1791	Ayaka KAWATA	JPN	22 Aug 99	2:03.37
		1:01.25 (1)			1:02.12 (3)
4	1946	Caitlyn COLLIER	USA	5 Aug 99	2:03.95
		1:01.47 (3)			1:02.48 (4)
5	1679	Maeliss TRAPEAU	FRA	28 Sep 99	2:05.35
		1:01.67 (5)			1:03.68 (5)
6	1547	Marharyta KACHANAVA	BLR	1 Feb 99	2:06.53
		1:01.60 (4)			1:04.93 (7)
7	1846	Milena KORBUT	POL	8 Aug 00	2:06.60
		1:01.97 (8)			1:04.63 (6)
8	1784	Chrissani MAY	JAM	7 Aug 99	2:10.70
		1:01.82 (7)			1:08.88 (8)



RESULTS



800 Metres Women - Semi-Final

First 2 in each heat (Q) and the next 2 fastest (q) advance to the Final

RECORDS	RESULT	NAME	COUNTRY	AGE	VENUE	DATE
World U20 Record	WU20R	1:54.01	Pamela JELIMO	KEN	19	Zürich (Letzigrund) 29 Aug 2008
Championships Record	CR	2:00.06	Elena Mirela LAVRIC	ROU	17	Bydgoszcz (Zdzislaw Krzyszkowiak) 11 Jul 2008
World U20 Leading	WU20L	2:00.81	Keely SMALL	AUS	17	Gold Coast (Carrara Stadium) 12 Apr 2018

Area U20 Record **AU20R** National U20 Record **NU20R** Personal Best **PB** Season Best **SB**

Heat 1

3

11 July 2018 17:09 START TIME 21° C TEMPERATURE 56 % HUMIDITY

PLACE	BIB	NAME	COUNTRY	DATE OF BIRTH	LANE	RESULT	
1	1651	Fireweyni HAILU	ETH	12 Feb 01	5	2:01.96	Q
2	1899	Delia SCLABAS	SUI	8 Nov 00	4	2:02.12	Q NU20R
3	1809	Jackline WAMBUI	KEN	8 Feb 00	8	2:03.44	q SB
4	1974	Samantha WATSON	USA	10 Nov 99	3	2:03.95 (.949)	
5	1745	Jo KEANE	IRL	23 Dec 00	2	2:06.91	PB
6	1772	Shaquena FOOTE	JAM	23 Jul 01	7	2:08.02	
7	1756	Federica CORTESI	ITA	13 Aug 99	1	2:09.85	
8	1682	Isabelle BOFFEY	GBR	13 Apr 00	6	2:11.49	

INTERMEDIATE TIMES 400m Delia SCLABAS 59.71

Heat 2

3

11 July 2018 17:15 START TIME 21° C TEMPERATURE 56 % HUMIDITY

PLACE	BIB	NAME	COUNTRY	DATE OF BIRTH	LANE	RESULT	
1	1647	Diribe WELTEJI	ETH	13 May 02	3	2:01.89	Q
2	1690	Katy-Ann MCDONALD	GBR	1 Jun 00	6	2:03.20	Q PB
3	1788	Ayano SHIOMI	JPN	26 Nov 99	4	2:03.72	
4	1806	Lydia Jeruto LAGAT	KEN	23 Nov 00	5	2:04.59	
5	1511	Jemima RUSSELL	AUS	5 May 99	2	2:04.81	PB
6	1755	Eloisa COIRO	ITA	1 Dec 00	1	2:06.85	SB
7	1545	Camille MULS	BEL	24 Mar 99	8	2:08.16	
8	1708	Majtie KOLBERG	GER	5 Dec 99	7	2:10.66	

INTERMEDIATE TIMES 400m Diribe WELTEJI 56.71

Heat 3

3

11 July 2018 17:24 START TIME 21° C TEMPERATURE 56 % HUMIDITY

PLACE	BIB	NAME	COUNTRY	DATE OF BIRTH	LANE	RESULT	
1	1512	Carley THOMAS	AUS	26 Dec 00	3	2:03.19	Q PB
2	1906	Gabriela GAJANOVA	SVK	12 Oct 99	6	2:03.36	Q PB
3	1791	Ayaka KAWATA	JPN	22 Aug 99	5	2:03.37	q
4	1946	Caitlyn COLLIER	USA	5 Aug 99	4	2:03.95 (.944)	
5	1679	Maeliss TRAPEAU	FRA	28 Sep 99	8	2:05.35	
6	1547	Marharyta KACHANAVA	BLR	1 Feb 99	1	2:06.53	
7	1846	Milena KORBUT	POL	8 Aug 00	7	2:06.60	
8	1784	Chrissani MAY	JAM	7 Aug 99	2	2:10.70	

INTERMEDIATE TIMES 400m Ayaka KAWATA 1:01.25

ALL-TIME TOP LIST

SEASON TOP LIST

RESULT	NAME	VENUE	DATE
1:54.01	Pamela JELIMO (KEN)	Zürich (Letzigrund)	29 Aug 08
1:55.45	Caster SEMENYA (RSA)	Berlin (Olympiastadion)	19 Aug 09
1:56.59	Francine NIYONSABA (BDI)	Bruxelles (Boudewijnstadion)	7 Sep 12
1:57.18	Yuan WANG (CHN)	Beijing (NOCAS)	8 Sep 93
1:57.45	Hildegard ULLRICH-KÖRNER (GDR)	Stadion Rošický	31 Aug 78
1:57.62	Yinglai LANG (CHN)	Shanghai	22 Oct 97
1:57.63	Maria de Lurdes MUTOLA (MOZ)	kyo (Olympic Stadium)	26 Aug 91
1:57.74	Sahily DIAGO (CUB)	La Habana (Estadio Panamericano)	25 May 14
1:57.77	Yi LU (CHN)	Beijing (NOCAS)	9 Sep 93
1:57.86	Katrin WÜHN (GDR)	Celje	5 May 84

RESULT	NAME	VENUE	2018
2:00.81	Keely SMALL (AUS)	Gold Coast (Carrara Stadium)	12 Apr
2:00.85	Caitlyn COLLIER (USA)	Nashville (USA)	2 Jun
2:00.89	Diribe WELTEJI (ETH)	Assela (ETH)	24 May
2:01.14	Avi'Tal WILSON-PERTEETE (USA)	Sacramento (USA)	25 May
2:01.16	Hirut MESHESHA (ETH)	Assela (ETH)	24 May
2:01.35	Fireweyni HAILU (ETH)	Assela (ETH)	24 May
2:01.46	Samantha WATSON (USA)	Bloomington, IN (USA)	16 Jun
2:02.12	Delia SCLABAS (SUI)	Tampere	11 Jul
2:02.34	Lydia Jeruto LAGAT (KEN)	Nairobi (KEN)	11 Jun
2:02.71	Ayaka KAWATA (JPN)	Fukuroi (JPN)	3 May



SUMMARY



800 Metres Women - Round 1

First 4 in each heat (Q) and the next 4 fastest (q) advance to the Semi-Finals

RECORDS	RESULT	NAME	COUNTRY	AGE	VENUE	DATE	
World U20 Record	WU20R	1:54.01 Pamela JELIMO	KEN	19	Zürich (Letzigrund)	29 Aug 2008	
Championships Record	CR	2:00.06 Elena Mirela LAVRIC	ROU	17	Bydgoszcz (Zdzisław Krzyszkowiak)	11 Jul 2008	
World U20 Leading	WU20L	2:00.81 Keely SMALL	AUS	17	Gold Coast (Carrara Stadium)	12 Apr 2018	
Area U20 Record	AU20R	National U20 Record	NU20R	Personal Best	PB	Season Best	SB

10 July 2018

RANK	PLACE	HEAT	LANE	BIB	NAME	COUNTRY	DATE of BIRTH	RESULT	
1	1	3	7	1791	Ayaka KAWATA	JPN	22 Aug 99	2:05.08	Q
2	1	1	5	1788	Ayano SHIOMI	JPN	26 Nov 99	2:05.13	Q
3	1	5	4	1647	Diribe WELTEJI	ETH	13 May 02	2:05.18	Q
4	2	1	3	1809	Jackline WAMBUI	KEN	8 Feb 00	2:05.27	Q
5	2	3	5	1806	Lydia Jeruto LAGAT	KEN	23 Nov 00	2:05.63	Q
6	3	3	6	1679	Maeliss TRAPEAU	FRA	28 Sep 99	2:05.72	Q
7	3	1	6	1974	Samantha WATSON	USA	10 Nov 99	2:06.34	Q
8	4	3	1	1545	Camille MULS	BEL	24 Mar 99	2:06.41	Q
9	4	1	8	1511	Jemima RUSSELL	AUS	5 May 99	2:06.84	Q
10	2	5	8	1690	Katy-Ann MCDONALD	GBR	1 Jun 00	2:07.24	Q
11	3	5	6	1755	Eloisa COIRO	ITA	1 Dec 00	2:07.31	Q
12	4	5	3	1899	Delia SCLABAS	SUI	8 Nov 00	2:07.43	Q
13	5	5	2	1772	Shaquena FOOTE	JAM	23 Jul 01	2:07.75	q
14	6	5	1	1547	Marharyta KACHANAVA	BLR	1 Feb 99	2:07.87	q
15	1	2	6	1651	Fireweyni HAILU	ETH	12 Feb 01	2:08.26	Q
16	2	2	3	1512	Carley THOMAS	AUS	26 Dec 00	2:08.57	Q
17	3	2	2	1906	Gabriela GAJANOVA	SVK	12 Oct 99	2:08.89	Q
18	5	3	2	1756	Federica CORTESI	ITA	13 Aug 99	2:09.27	q
19	7	5	5	1745	Jo KEANE	IRL	23 Dec 00	2:09.59	q
20	5	1	4	1590	Jinlian TAN	CHN	15 Mar 00	2:09.81	
21	6	1	7	1614	Mia Helene MØRCK	DEN	16 Nov 99	2:09.82	
22	4	2	1	1784	Chrissani MAY	JAM	7 Aug 99	2:09.88	Q
23	6	3	8	1874	Liza KELLERMAN	RSA	16 Sep 99	2:10.05	
24	7	1	2	1881	Klara LUKAN	SLO	8 Sep 00	2:10.08	
25	5	2	5	1635	Raquel MEAÑOS	ESP	8 Aug 00	2:10.13	
26	6	2	4	1616	Freja WÆRNESS	DEN	16 Jun 00	2:10.50	
27	1	4	3	1946	Caitlyn COLLIER	USA	5 Aug 99	2:11.30	Q
28	2	4	7	1682	Isabelle BOFFEY	GBR	13 Apr 00	2:11.43	Q
29	3	4	5	1846	Milena KORBUS	POL	8 Aug 00	2:11.52 (.516)	Q
30	7	3	4	1896	Carolina HERNANDEZ-PITA	SUI	99	2:11.52 (.518)	
31	4	4	2	1708	Majtie KOLBERG	GER	5 Dec 99	2:11.61	Q
32	5	4	8	1837	Sanne NJAASTAD	NOR	16 Apr 00	2:11.82	
33	6	4	4	1633	María LASA	ESP	14 May 00	2:12.04	
34	7	2	7	1566	Aurora RYNDA	CAN	26 Oct 00	2:12.31	
35	8	1	1	1659	Veera PERÄLÄ	FIN	18 Mar 00	2:12.38	
36	8	3	3	1577	Haley WALKER	CAN	1 Feb 00	2:12.76	
37	7	4	6	1886	Shyamali KUMARASINGHE	SRI	11 May 99	2:12.91	
38	8	2	8	1811	Albina DELIU	KOS	26 May 00	2:19.84	
		5	7	1509	Linda Philip MAMUN	ART	01	DQ	163.5



SUMMARY
800 Metres Women - Round 1

10 July 2018

RANK	PLACE	HEAT	LANE	BIB	NAME	COUNTRY	DATE of BIRTH	RESULT
------	-------	------	------	-----	------	---------	---------------	--------

NOTE IAAF Rule 163.5 - Leaving the lane before the breakline

ALL-TIME TOP LIST				SEASON TOP LIST			
RESULT	NAME	VENUE	DATE	RESULT	NAME	VENUE	2018
1:54.01	Pamela JELIMO (KEN)	Zürich (Letzigrund)	29 Aug 08	2:00.81	Keely SMALL (AUS)	Gold Coast (Carrara Stadium)	12 Apr
1:55.45	Caster SEMENYA (RSA)	Berlin (Olympiastadion)	19 Aug 09	2:00.85	Caitlyn COLLIER (USA)	Nashville (USA)	2 Jun
1:56.59	Francine NIYONSABA (BDI)	Bruxelles (Boudewijnstadion)	7 Sep 12	2:00.89	Diribe WELTEJI (ETH)	Assela (ETH)	24 May
1:57.18	Yuan WANG (CHN)	Beijing (NOCAS)	8 Sep 93	2:01.14	Avi'Tal WILSON-PERTEETE (USA)	Sacramento (USA)	25 May
1:57.45	Hildegard ULLRICH-KÖRNER (GDR)	Brno (Stadion Rošický)	31 Aug 78	2:01.16	Hirut MESHESHA (ETH)	Assela (ETH)	24 May
1:57.62	Yinglai LANG (CHN)	Shanghai	22 Oct 97	2:01.35	Fireweyni HAILU (ETH)	Assela (ETH)	24 May
1:57.63	Maria de Lurdes MUTOLA (MOZ)	Atsugi (Olympic Stadium)	26 Aug 91	2:01.46	Samantha WATSON (USA)	Bloomington, IN (USA)	16 Jun
1:57.74	Sahily DIAGO (CUB)	La Habana (Estadio Panamericano)	25 May 14	2:02.34	Lydia Jeruto LAGAT (KEN)	Nairobi (KEN)	11 Jun
1:57.77	Yi LU (CHN)	Beijing (NOCAS)	9 Sep 93	2:02.71	Ayaka KAWATA (JPN)	Fukuroi (JPN)	3 May
1:57.86	Katrin WÜHN (GDR)	Celje	5 May 84	2:02.73	Ayano SHIOMI (JPN)	Osaka (JPN)	20 May



RACE ANALYSIS



800 Metres Women - Round 1

First 4 in each heat (Q) and the next 4 fastest (q) advance to the Semi-Finals

Heat 5 **5**

10 July 2018 11:31 START TIME

21° C TEMPERATURE 53 % HUMIDITY

PLACE	BIB	NAME	COUNTRY	DATE of BIRTH	RESULT
400m					
1	1647	Diribe WELTEJI	ETH	13 May 02	2:05.18
					1:01.66 (1)
					1:03.52 (1)
2	1690	Katy-Ann MCDONALD	GBR	1 Jun 00	2:07.24
					1:02.46 (2)
					1:04.78 (3)
3	1755	Eloisa COIRO	ITA	1 Dec 00	2:07.31
					1:02.76 (4)
					1:04.55 (2)
4	1899	Delia SCLABAS	SUI	8 Nov 00	2:07.43
					1:02.63 (3)
					1:04.80 (4)
5	1772	Shaquena FOOTE	JAM	23 Jul 01	2:07.75
					1:02.79 (5)
					1:04.96 (5)
6	1547	Marharyta KACHANAVA	BLR	1 Feb 99	2:07.87
					1:02.80 (6)
					1:05.07 (6)
7	1745	Jo KEANE	IRL	23 Dec 00	2:09.59
					1:03.05 (7)
					1:06.54 (7)
	1509	Linda Philip MAMUN	ART	1 Jan 01	DQ 163.5
					1:07.29 (8)

NOTE IAAF Rule 163.5 - Leaving the lane before the breakline



RESULTS



800 Metres Women - Round 1

First 4 in each heat (Q) and the next 4 fastest (q) advance to the Semi-Finals

RECORDS	RESULT	NAME	COUNTRY	AGE	VENUE	DATE	
World U20 Record	WU20R	1:54.01	Pamela JELIMO	KEN	19	Zürich (Letzigrund) 29 Aug 2008	
Championships Record	CR	2:00.06	Elena Mirela LAVRIC	ROU	17	Bydgoszcz (Zdzisław Krzyszkowiak) 11 Jul 2008	
World U20 Leading	WU20L	2:00.81	Keely SMALL	AUS	17	Gold Coast (Carrara Stadium) 12 Apr 2018	
Area U20 Record	AU20R	National U20 Record	NU20R	Personal Best	PB	Season Best	SB

Heat 1		5	10 July 2018	10:59	START TIME	20° C	60 %
						TEMPERATURE	HUMIDITY
PLACE	BIB	NAME	COUNTRY	DATE OF BIRTH	LANE	RESULT	
1	1788	Ayano SHIOMI	JPN	26 Nov 99	5	2:05.13	Q
2	1809	Jackline WAMBUI	KEN	8 Feb 00	3	2:05.27	Q
3	1974	Samantha WATSON	USA	10 Nov 99	6	2:06.34	Q
4	1511	Jemima RUSSELL	AUS	5 May 99	8	2:06.84	Q
5	1590	Jinlian TAN	CHN	15 Mar 00	4	2:09.81	
6	1614	Mia Helene MØRCK	DEN	16 Nov 99	7	2:09.82	
7	1881	Klara LUKAN	SLO	8 Sep 00	2	2:10.08	
8	1659	Veera PERÄLÄ	FIN	18 Mar 00	1	2:12.38	

INTERMEDIATE TIMES	400m	Ayano SHIOMI	59.82
--------------------	------	--------------	-------

Heat 2		5	10 July 2018	11:07	START TIME	20° C	60 %
						TEMPERATURE	HUMIDITY
PLACE	BIB	NAME	COUNTRY	DATE OF BIRTH	LANE	RESULT	
1	1651	Fireweyni HAILU	ETH	12 Feb 01	6	2:08.26	Q
2	1512	Carley THOMAS	AUS	26 Dec 00	3	2:08.57	Q
3	1906	Gabriela GAJANOVA	SVK	12 Oct 99	2	2:08.89	Q
4	1784	Chrissani MAY	JAM	7 Aug 99	1	2:09.88	Q
5	1635	Raquel MEAÑOS	ESP	8 Aug 00	5	2:10.13	
6	1616	Freja WÆRNESS	DEN	16 Jun 00	4	2:10.50	
7	1566	Aurora RYNDA	CAN	26 Oct 00	7	2:12.31	
8	1811	Albina DELIU	KOS	26 May 00	8	2:19.84	

INTERMEDIATE TIMES	400m	Fireweyni HAILU	1:05.18
--------------------	------	-----------------	---------

Heat 3		5	10 July 2018	11:15	START TIME	20° C	60 %
						TEMPERATURE	HUMIDITY
PLACE	BIB	NAME	COUNTRY	DATE OF BIRTH	LANE	RESULT	
1	1791	Ayaka KAWATA	JPN	22 Aug 99	7	2:05.08	Q
2	1806	Lydia Jeruto LAGAT	KEN	23 Nov 00	5	2:05.63	Q
3	1679	Maeliss TRAPEAU	FRA	28 Sep 99	6	2:05.72	Q
4	1545	Camille MULS	BEL	24 Mar 99	1	2:06.41	Q
5	1756	Federica CORTESI	ITA	13 Aug 99	2	2:09.27	q
6	1874	Liza KELLERMAN	RSA	16 Sep 99	8	2:10.05	
7	1896	Carolina HERNANDEZ-PITA	SUI	99	4	2:11.52	[.518]
8	1577	Haley WALKER	CAN	1 Feb 00	3	2:12.76	

INTERMEDIATE TIMES	400m	Lydia Jeruto LAGAT	1:00.01
--------------------	------	--------------------	---------



RESULTS
800 Metres Women - Round 1

Heat 4 **5**

10 July 2018 11:23 START TIME 20° C TEMPERATURE 60 % HUMIDITY

PLACE	BIB	NAME	COUNTRY	DATE OF BIRTH	LANE	RESULT	
1	1946	Caitlyn COLLIER	USA	5 Aug 99	3	2:11.30	Q
2	1682	Isabelle BOFFEY	GBR	13 Apr 00	7	2:11.43	Q
3	1846	Milena KORBUT	POL	8 Aug 00	5	2:11.52 (.516)	Q
4	1708	Majtie KOLBERG	GER	5 Dec 99	2	2:11.61	Q
5	1837	Sanne NJAASTAD	NOR	16 Apr 00	8	2:11.82	
6	1633	María LASA	ESP	14 May 00	4	2:12.04	
7	1886	Shyamali KUMARASINGHE	SRI	11 May 99	6	2:12.91	

INTERMEDIATE TIMES 400m Majtie KOLBERG 1:07.33

Heat 5 **5**

10 July 2018 11:31 START TIME 21° C TEMPERATURE 53 % HUMIDITY

PLACE	BIB	NAME	COUNTRY	DATE OF BIRTH	LANE	RESULT	
1	1647	Diribe WELTEJI	ETH	13 May 02	4	2:05.18	Q
2	1690	Katy-Ann MCDONALD	GBR	1 Jun 00	8	2:07.24	Q
3	1755	Eloisa COIRO	ITA	1 Dec 00	6	2:07.31	Q
4	1899	Delia SCLABAS	SUI	8 Nov 00	3	2:07.43	Q
5	1772	Shaquena FOOTE	JAM	23 Jul 01	2	2:07.75	q
6	1547	Marharyta KACHANAVA	BLR	1 Feb 99	1	2:07.87	q
7	1745	Jo KEANE	IRL	23 Dec 00	5	2:09.59	q
	1509	Linda Philip MAMUN	ART	01	7	DQ	163.5

NOTE IAAF Rule 163.5 - Leaving the lane before the breakline

INTERMEDIATE TIMES 400m Diribe WELTEJI 1:01.66

ALL-TIME TOP LIST

RESULT	NAME	VENUE	DATE
1:54.01	Pamela JELIMO (KEN)	Zürich (Letzigrund)	29 Aug 08
1:55.45	Caster SEMENYA (RSA)	Bertin (Olympiastadion)	19 Aug 09
1:56.59	Francine NIYONSABA (BDI)	Bruxelles (Boudewijnstadion)	7 Sep 12
1:57.18	Yuan WANG (CHN)	Beijing (NOCAS)	8 Sep 93
1:57.45	Hildegard ULLRICH-KÖRNER (GDR)	Stadion Rošický	31 Aug 78
1:57.62	Yinglai LANG (CHN)	Shanghai	22 Oct 97
1:57.63	Maria de Lurdes MUTOLA (MOZ)	kyo (Olympic Stadium)	26 Aug 91
1:57.74	Sahily DIAGO (CUB)	La Habana (Estadio Panamericano)	25 May 14
1:57.77	Yi LU (CHN)	Beijing (NOCAS)	9 Sep 93
1:57.86	Katrin WÜHN (GDR)	Celje	5 May 84

SEASON TOP LIST

RESULT	NAME	VENUE	2018
2:00.81	Keely SMALL (AUS)	Gold Coast (Carrara Stadium)	12 Apr
2:00.85	Caitlyn COLLIER (USA)	Nashville (USA)	2 Jun
2:00.89	Diribe WELTEJI (ETH)	Assela (ETH)	24 May
2:01.14	Avi'Tal WILSON-PERTEETE (USA)	Sacramento (USA)	25 May
2:01.16	Hirut MESHESHA (ETH)	Assela (ETH)	24 May
2:01.35	Fireweyni HAILU (ETH)	Assela (ETH)	24 May
2:01.46	Samantha WATSON (USA)	Bloomington, IN (USA)	16 Jun
2:02.34	Lydia Jeruto LAGAT (KEN)	Nairobi (KEN)	11 Jun
2:02.71	Ayaka KAWATA (JPN)	Fukuroi (JPN)	3 May
2:02.73	Ayano SHIOMI (JPN)	Osaka (JPN)	20 May



RESULTS



1500 Metres Women - Final

RECORDS	RESULT	NAME	COUNTRY	AGE	VENUE	DATE
World U20 Record	WU20R	3:51.34	Yinglai LANG	CHN	18	Shanghai 18 Oct 1997
Championships Record	CR	4:04.96	Faith Chepngetich KIPYEGON	KEN	18	Barcelona (Estadio Olímpico) 15 Jul 2012
World U20 Leading	WU20L	4:01.78	Alemaz SAMUEL	ETH	19	Doha (QAT) 4 May 2018
Area U20 Record	AU20R		National U20 Record	NU20R		Personal Best
						Season Best

15 July 2018 14:14 START TIME 26° C TEMPERATURE 39 % HUMIDITY

PLACE	BIB	NAME	COUNTRY	DATE OF BIRTH	ORDER	RESULT
1	1653	Alemaz SAMUEL	ETH	5 Jul 99	8	4:09.67
2	1802	Miriam CHEROP	KEN	25 Jun 99	4	4:10.73
3	1899	Delia SCLABAS	SUI	8 Nov 00	9	4:11.98
4	1862	Mariana MACHADO	POR	12 Nov 00	12	4:14.93
5	1804	Edina JEBITOK	KEN	10 Nov 01	1	4:15.17
6	1648	Dinke FIRDISA	ETH	28 May 99	11	4:17.42
7	1695	Erin WALLACE	GBR	18 May 00	10	4:17.61
8	1841	Katrina ROBINSON	NZL	8 Aug 00	6	4:18.53
9	1571	Jocelyn CHAU	CAN	21 Jul 00	2	4:18.56
10	1683	Francesca BRINT	GBR	30 Aug 00	3	4:18.87
11	1787	Ririka HIRONAKA	JPN	24 Nov 00	5	4:21.31
12	1946	Caitlyn COLLIER	USA	5 Aug 99	7	4:26.61

INTERMEDIATE TIMES	300m	Jocelyn CHAU	52.09
	700m	Delia SCLABAS	2:04.80
	1100m	Alemaz SAMUEL	3:08.63

ALL-TIME TOP LIST				SEASON TOP LIST			
RESULT	NAME	VENUE	DATE	RESULT	NAME	VENUE	2018
3:51.34	Yinglai LANG (CHN)	Shanghai	18 Oct 97	4:01.78	Alemaz SAMUEL (ETH)	Doha (QAT)	4 May
3:53.91	Lili YIN (CHN)	Shanghai	18 Oct 97	4:06.01	Fantu WORKU (ETH)	Ostrava (CZE)	13 Jun
3:53.97	Lixin LAN (CHN)	Shanghai	18 Oct 97	4:09.02	Hellen Ekarare LOBUN (KEN)	Kobe (JPN)	22 Apr
3:54.52	Ling ZHANG (CHN)	Shanghai	18 Oct 97	4:09.25	Sarah HEALY (IRL)	Tübingen (GER)	16 Jun
3:56.98	Faith Chepngetich KIPYEGON (KEN)	amad Bin Suhaim	10 May 13	4:09.68	Dinke FIRDISA (ETH)	Andújar (ESP)	1 Jun
3:59.53	Dawit SEYAUM (ETH)	Marrakech (Le Grande Stade)	8 Jun 14	4:09.81	Beyenu DEGEFA (ETH)	Andújar (ESP)	1 Jun
3:59.60	Gelete BURKA (ETH)	Rieti	28 Aug 05	4:10.10	Delia SCLABAS (SUI)	Lausanne (SUI)	5 Jul
3:59.81	Yuan WANG (CHN)	Beijing (INOCAS)	11 Sep 93	4:10.43	Miriam CHEROP (KEN)	Cambridge, MA (USA)	19 May
3:59.96	Zola PIETERSE (GBR)	Bruxelles	30 Aug 85	4:11.00	Edina JEBITOK (KEN)	Nairobi (KEN)	11 Jun
4:00.05	Yi LU (CHN)	Beijing (INOCAS)	11 Sep 93	4:13.16	Lydia Jeruto LAGAT (KEN)	Nairobi (KEN)	17 Feb



RACE ANALYSIS



1500 Metres Women - Final

15 July 2018 14:14 START TIME

26° C TEMPERATURE 39 % HUMIDITY

PLACE	BIB	NAME	COUNTRY	DATE of BIRTH	RESULT
		300m			
		700m			
		1100m			
1	1653	Alemaz SAMUEL	ETH	5 Jul 99	4:09.67
	53.30 (12)	2:05.08 (6) 1:11.78 (2)			3:08.63 (1) 1:03.55 (3) 1:01.04 (1)
2	1802	Miriam CHEROP	KEN	25 Jun 99	4:10.73
	52.78 (6)	2:05.18 (7) 1:12.40 (6)			3:08.63 (2) 1:03.45 (1) 1:02.10 (2)
3	1899	Delia SCLABAS	SUI	8 Nov 00	4:11.98
	52.27 (2)	2:04.80 (1) 1:12.53 (9)			3:08.90 (4) 1:04.10 (4) 1:03.08 (3)
4	1862	Mariana MACHADO	POR	12 Nov 00	4:14.93
	52.52 (4)	2:05.28 (10) 1:12.76 (10)			3:09.57 (6) 1:04.29 (6) 1:05.36 (4)
5	1804	Edina JEBITOK	KEN	10 Nov 01	4:15.17
	52.95 (7)	2:05.38 (11) 1:12.43 (7)			3:08.89 (3) 1:03.51 (2) 1:06.28 (6)
6	1648	Dinke FIRDISA	ETH	28 May 99	4:17.42
	52.98 (9)	2:05.23 (8) 1:12.25 (5)			3:09.36 (5) 1:04.13 (5) 1:08.06 (10)
7	1695	Erin WALLACE	GBR	18 May 00	4:17.61
	53.15 (10)	2:04.88 (2) 1:11.73 (1)			3:10.23 (7) 1:05.35 (7) 1:07.38 (9)
8	1841	Katrina ROBINSON	NZL	8 Aug 00	4:18.53
	52.72 (5)	2:04.95 (3) 1:12.23 (4)			3:12.38 (11) 1:07.43 (11) 1:06.15 (5)
9	1571	Jocelyn CHAU	CAN	21 Jul 00	4:18.56
	52.09 (1)	2:05.07 (5) 1:12.98 (12)			3:12.06 (10) 1:06.99 (10) 1:06.50 (7)
10	1683	Francesca BRINT	GBR	30 Aug 00	4:18.87
	52.97 (8)	2:05.46 (12) 1:12.49 (8)			3:12.05 (9) 1:06.59 (9) 1:06.82 (8)
11	1787	Ririka HIRONAKA	JPN	24 Nov 00	4:21.31
	53.20 (11)	2:05.06 (4) 1:11.86 (3)			3:10.77 (8) 1:05.71 (8) 1:10.54 (11)
12	1946	Caitlyn COLLIER	USA	5 Aug 99	4:26.61
	52.38 (3)	2:05.26 (9) 1:12.88 (11)			3:12.82 (12) 1:07.56 (12) 1:13.79 (12)



RESULT PROGRESSION



1500 Metres Women - Final

RECORDS	RESULT	NAME	COUNTRY	AGE	VENUE	DATE
World U20 Record	WU20R	3:51.34	Yinglai LANG	CHN	18	Shanghai 18 Oct 1997
Championships Record	CR	4:04.96	Faith Chepngetich KIPYEGON	KEN	18	Barcelona (Estadio Olímpico) 15 Jul 2012
World U20 Leading	WU20L	4:01.78	Alemaz SAMUEL	ETH	19	Doha (QAT) 4 May 2018
Area U20 Record	AU20R	National U20 Record	NU20R	Personal Best	PB	Season Best
						SB

15 July 2018

RANK	BIB	NAME	COUNTRY	DATE of BIRTH	PHASE	HEAT	PLACE	RESULT
1	1653	Alemaz SAMUEL	ETH	5 Jul 99	Final	1	1	4:09.67
					Round 1	1	8	4:18.88 Q
2	1802	Miriam CHEROP	KEN	25 Jun 99	Final	1	2	4:10.73
					Round 1	1	10	4:19.05 Q
3	1899	Delia SCLABAS	SUI	8 Nov 00	Final	1	3	4:11.98
					Round 1	2	4	4:18.01 Q
4	1862	Mariana MACHADO	POR	12 Nov 00	Final	1	4	4:14.93
					Round 1	1	12	4:21.68 Q
5	1804	Edina JEBITOK	KEN	10 Nov 01	Final	1	5	4:15.17
					Round 1	2	2	4:17.07 Q
6	1648	Dinke FIRDISA	ETH	28 May 99	Final	1	6	4:17.42
					Round 1	2	1	4:16.85 Q
7	1695	Erin WALLACE	GBR	18 May 00	Final	1	7	4:17.61
					Round 1	1	11	4:21.60 Q
8	1841	Katrina ROBINSON	NZL	8 Aug 00	Final	1	8	4:18.53
					Round 1	2	3	4:17.93 Q
9	1571	Jocelyn CHAU	CAN	21 Jul 00	Final	1	9	4:18.56
					Round 1	2	5	4:18.29 q
10	1683	Francesca BRINT	GBR	30 Aug 00	Final	1	10	4:18.87
					Round 1	2	7	4:18.58 q PB
11	1787	Ririka HIRONAKA	JPN	24 Nov 00	Final	1	11	4:21.31
					Round 1	2	9	4:19.03 q
12	1946	Caitlyn COLLIER	USA	5 Aug 99	Final	1	12	4:26.61
					Round 1	2	6	4:18.40 q PB

ALL-TIME TOP LIST				SEASON TOP LIST			
RESULT	NAME	VENUE	DATE	RESULT	NAME	VENUE	2018
3:51.34	Yinglai LANG (CHN)	Shanghai	18 Oct 97	4:01.78	Alemaz SAMUEL (ETH)	Doha (QAT)	4 May
3:53.91	Lili YIN (CHN)	Shanghai	18 Oct 97	4:06.01	Fantu WORKU (ETH)	Ostrava (CZE)	13 Jun
3:53.97	Lixin LAN (CHN)	Shanghai	18 Oct 97	4:09.02	Hellen Ekarare LOBUN (KEN)	Kobe (JPN)	22 Apr
3:54.52	Linq ZHANG (CHN)	Shanghai	18 Oct 97	4:09.25	Sarah HEALY (IRL)	Tübingen (GER)	16 Jun
3:56.98	Faith Chepngetich KIPYEGON (KEN)	Imad Bin Suhaim	10 May 13	4:09.68	Dinke FIRDISA (ETH)	Andújar (ESP)	1 Jun
3:59.53	Dawit SEYAUM (ETH)	Marrakech (Le Grande Stade)	8 Jun 14	4:09.81	Beyenu DEGEFA (ETH)	Andújar (ESP)	1 Jun
3:59.60	Gelete BURKA (ETH)	Rieti	28 Aug 05	4:10.10	Delia SCLABAS (SUI)	Lausanne (SUI)	5 Jul
3:59.81	Yuan WANG (CHN)	Beijing (NOCAS)	11 Sep 93	4:10.43	Miriam CHEROP (KEN)	Cambridge, MA (USA)	19 May
3:59.96	Zola PIETERSE (GBR)	Bruxelles	30 Aug 85	4:11.00	Edina JEBITOK (KEN)	Nairobi (KEN)	11 Jun
4:00.05	Yi LU (CHN)	Beijing (NOCAS)	11 Sep 93	4:13.16	Lydia Jeruto LAGAT (KEN)	Nairobi (KEN)	17 Feb



SUMMARY



1500 Metres Women - Round 1

First 4 in each heat (Q) and the next 4 fastest (q) advance to the Final

RECORDS	RESULT	NAME	COUNTRY	AGE	VENUE	DATE	
World U20 Record	WU20R	3:51.34	Yinglai LANG	CHN	18	Shanghai 18 Oct 1997	
Championships Record	CR	4:04.96	Faith Chepngetich KIPYEGON	KEN	18	Barcelona (Estadio Olímpico) 15 Jul 2012	
World U20 Leading	WU20L	4:01.78	Alemaz SAMUEL	ETH	19	Doha (QAT) 4 May 2018	
Area U20 Record	AU20R	National U20 Record	NU20R	Personal Best	PB	Season Best	SB

13 July 2018

RANK	PLACE	HEAT	BIB	NAME	COUNTRY	DATE OF BIRTH	RESULT	
1	1	2	1648	Dinke FIRDISA	ETH	28 May 99	4:16.85	Q
2	2	2	1804	Edina JEBITOK	KEN	10 Nov 01	4:17.07	Q
3	3	2	1841	Katrina ROBINSON	NZL	8 Aug 00	4:17.93	Q
4	4	2	1899	Delia SCLABAS	SUI	8 Nov 00	4:18.01	Q
5	5	2	1571	Jocelyn CHAU	CAN	21 Jul 00	4:18.29	q
6	6	2	1946	Caitlyn COLLIER	USA	5 Aug 99	4:18.40	q PB
7	7	2	1683	Francesca BRINT	GBR	30 Aug 00	4:18.58	q PB
8	1	1	1653	Alemaz SAMUEL	ETH	5 Jul 99	4:18.88	Q
9	8	2	1787	Ririka HIRONAKA	JPN	24 Nov 00	4:19.03	q
10	2	1	1802	Miriam CHEROP	KEN	25 Jun 99	4:19.05	Q
11	3	1	1695	Erin WALLACE	GBR	18 May 00	4:21.60	Q
12	4	1	1862	Mariana MACHADO	POR	12 Nov 00	4:21.68	Q
13	5	1	1769	Gaia SABBATINI	ITA	10 Jun 99	4:22.50	
14	9	2	1767	Elisa PALMERO	ITA	10 Jul 99	4:23.06	PB
15	6	1	1575	Taryn O'NEILL	CAN	18 Nov 00	4:23.38	
16	10	2	1865	Patrícia SILVA	POR	9 Dec 99	4:24.57	
17	11	2	1522	Abbey CALDWELL	AUS	3 Jul 01	4:24.65	
18	7	1	1524	Sarah ECKEL	AUS	27 May 99	4:24.90	
19	8	1	1881	Klara LUKAN	SLO	8 Sep 00	4:26.43 (.428)	
20	9	1	1822	Meryem AZROUR	MAR	15 Dec 02	4:26.43 (.430)	
21	12	2	1615	Sophie SØEFELDT	DEN	21 Apr 00	4:26.70	
22	10	1	1612	Anna Mark HELWIGH	DEN	12 Mar 00	4:26.84	
23	11	1	1962	Rachel MCARTHUR	USA	4 Aug 99	4:28.72	
24	12	1	1820	Lena KIEFFER	LUX	26 Jul 01	4:28.84	
25	13	2	1544	Mathilde DESWAEF	BEL	18 Feb 99	4:30.31	
26	13	1	1936	Viktoriya KOVBA	UKR	21 Jul 99	4:30.38	
27	14	1	1636	Águeda MUÑOZ	ESP	19 Mar 99	4:30.63	
28	15	1	1930	Belinda CHEMUTAI	UGA	30 Apr 00	4:35.51	
		2	1732	Durga Pramod DEORE	IND	8 Jun 99	DNF	
		2	1559	Silviya GEORGIEVA	BUL	17 Aug 99	DNS	

ALL-TIME TOP LIST				SEASON TOP LIST			
RESULT	NAME	VENUE	DATE	RESULT	NAME	VENUE	2018
3:51.34	Yinglai LANG (CHN)	Shanghai	18 Oct 97	4:01.78	Alemaz SAMUEL (ETH)	Doha (QAT)	4 May
3:53.91	Lili YIN (CHN)	Shanghai	18 Oct 97	4:06.01	Fantu WORKU (ETH)	Ostrava (CZE)	13 Jun
3:53.97	Lixin LAN (CHN)	Shanghai	18 Oct 97	4:09.02	Hellen Ekarare LOBUN (KEN)	Kobe (JPN)	22 Apr
3:54.52	Linq ZHANG (CHN)	Shanghai	18 Oct 97	4:09.25	Sarah HEALY (IRL)	Tübingen (GER)	16 Jun
3:56.98	Faith Chepngetich KIPYEGON (KEN)	Amad Bin Suhaim	10 May 13	4:09.68	Dinke FIRDISA (ETH)	Andújar (ESP)	1 Jun
3:59.53	Dawit SEYAUM (ETH)	Marrakech (Le Grande Stade)	8 Jun 14	4:09.81	Beyenu DEGEFA (ETH)	Andújar (ESP)	1 Jun
3:59.60	Gelete BURKA (ETH)	Rieti	28 Aug 05	4:10.10	Delia SCLABAS (SUI)	Lausanne (SUI)	5 Jul
3:59.81	Yuan WANG (CHN)	Beijing (NOCAS)	11 Sep 93	4:10.43	Miriam CHEROP (KEN)	Cambridge, MA (USA)	19 May
3:59.96	Zola PIETERSE (GBR)	Bruxelles	30 Aug 85	4:11.00	Edina JEBITOK (KEN)	Nairobi (KEN)	11 Jun
4:00.05	Yi LU (CHN)	Beijing (NOCAS)	11 Sep 93	4:13.16	Lydia Jeruto LAGAT (KEN)	Nairobi (KEN)	17 Feb



RACE ANALYSIS



1500 Metres Women - Round 1

First 4 in each heat (Q) and the next 4 fastest (q) advance to the Final

Heat 2 **2**

13 July 2018 11:31 START TIME

23° C TEMPERATURE 57 % HUMIDITY

PLACE	BIB	NAME	COUNTRY	DATE of BIRTH	RESULT
	300m	700m	1100m		
1	1648	Dinke FIRDISA	ETH	28 May 99	4:16.85
	51.17 (3)	2:02.78 (4) 1:11.61 (10)			3:11.32 (2) 1:08.54 (1) 1:05.53 (4)
2	1804	Edina JEBITOK	KEN	10 Nov 01	4:17.07
	51.20 (4)	2:02.63 (2) 1:11.43 (4)			3:11.55 (3) 1:08.92 (3) 1:05.52 (3)
3	1841	Katrina ROBINSON	NZL	8 Aug 00	4:17.93
	52.01 (14)	2:03.81 (14) 1:11.80 (14)			3:13.14 (8) 1:09.33 (6) 1:04.79 (1)
4	1899	Delia SCLABAS	SUI	8 Nov 00	4:18.01
	51.09 (2)	2:02.57 (1) 1:11.48 (6)			3:11.30 (1) 1:08.73 (2) 1:06.71 (7)
5	1571	Jocelyn CHAU	CAN	21 Jul 00	4:18.29
	51.08 (1)	2:02.71 (3) 1:11.63 (11)			3:11.68 (4) 1:08.97 (5) 1:06.61 (6)
6	1946	Caitlyn COLLIER	USA	5 Aug 99	4:18.40 PB
	51.38 (7)	2:02.91 (7) 1:11.53 (7)			3:13.30 (10) 1:10.39 (10) 1:05.10 (2)
7	1683	Francesca BRINT	GBR	30 Aug 00	4:18.58 PB
	51.36 (5)	2:02.99 (8) 1:11.63 (11)			3:12.66 (6) 1:09.67 (7) 1:05.92 (5)
8	1787	Ririka HIRONAKA	JPN	24 Nov 00	4:19.03
	51.37 (6)	2:02.83 (5) 1:11.46 (5)			3:11.76 (5) 1:08.93 (4) 1:07.27 (8)
9	1767	Elisa PALMERO	ITA	10 Jul 99	4:23.06 PB
	51.52 (8)	2:02.85 (6) 1:11.33 (3)			3:13.23 (9) 1:10.38 (9) 1:09.83 (10)
10	1865	Patrícia SILVA	POR	9 Dec 99	4:24.57
	51.74 (11)	2:03.03 (9) 1:11.29 (2)			3:13.12 (7) 1:10.09 (8) 1:11.45 (12)
11	1522	Abbey CALDWELL	AUS	3 Jul 01	4:24.65
	51.59 (9)	2:03.34 (12) 1:11.75 (13)			3:15.03 (12) 1:11.69 (12) 1:09.62 (9)
12	1615	Sophie SØEFELDT	DEN	21 Apr 00	4:26.70
	51.98 (13)	2:03.57 (13) 1:11.59 (8)			3:15.28 (13) 1:11.71 (13) 1:11.42 (11)
13	1544	Mathilde DESWAEF	BEL	18 Feb 99	4:30.31
	51.85 (12)	2:03.13 (10) 1:11.28 (1)			3:14.07 (11) 1:10.94 (11) 1:16.24 (13)
	1732	Durga Pramod DEORE	IND	8 Jun 99	DNF
	51.66 (10)	2:03.25 (11) 1:11.59 (8)			
	1559	Silviya GEORGIEVA	BUL	17 Aug 99	DNS



RESULTS



1500 Metres Women - Round 1

First 4 in each heat (Q) and the next 4 fastest (q) advance to the Final

RECORDS	RESULT	NAME	COUNTRY	AGE	VENUE	DATE	
World U20 Record	WU20R	3:51.34	Yinglai LANG	CHN	18	Shanghai 18 Oct 1997	
Championships Record	CR	4:04.96	Faith Chepngetich KIPYEGON	KEN	18	Barcelona (Estadio Olímpico) 15 Jul 2012	
World U20 Leading	WU20L	4:01.78	Alemaz SAMUEL	ETH	19	Doha (QAT) 4 May 2018	
Area U20 Record	AU20R	National U20 Record	NU20R	Personal Best	PB	Season Best	SB

Heat 1

2

13 July 2018 11:18 START TIME 23° C TEMPERATURE 57 % HUMIDITY

PLACE	BIB	NAME	COUNTRY	DATE OF BIRTH	ORDER	RESULT	
1	1653	Alemaz SAMUEL	ETH	5 Jul 99	5	4:18.88	Q
2	1802	Miriam CHEROP	KEN	25 Jun 99	12	4:19.05	Q
3	1695	Erin WALLACE	GBR	18 May 00	15	4:21.60	Q
4	1862	Mariana MACHADO	POR	12 Nov 00	2	4:21.68	Q
5	1769	Gaia SABBATINI	ITA	10 Jun 99	4	4:22.50	
6	1575	Taryn O'NEILL	CAN	18 Nov 00	1	4:23.38	
7	1524	Sarah ECKEL	AUS	27 May 99	6	4:24.90	
8	1881	Klara LUKAN	SLO	8 Sep 00	13	4:26.43	(.428)
9	1822	Meryem AZROUR	MAR	15 Dec 02	14	4:26.43	(.430)
10	1612	Anna Mark HELWIGH	DEN	12 Mar 00	3	4:26.84	
11	1962	Rachel MCARTHUR	USA	4 Aug 99	7	4:28.72	
12	1820	Lena KIEFFER	LUX	26 Jul 01	11	4:28.84	
13	1936	Viktoriya KOVBA	UKR	21 Jul 99	9	4:30.38	
14	1636	Águeda MUÑOZ	ESP	19 Mar 99	8	4:30.63	
15	1930	Belinda CHEMUTAI	UGA	30 Apr 00	10	4:35.51	

INTERMEDIATE TIMES	300m	Mariana MACHADO	54.13
	700m	Alemaz SAMUEL	2:10.71
	1100m	Alemaz SAMUEL	3:18.99

Heat 2

2

13 July 2018 11:31 START TIME 23° C TEMPERATURE 57 % HUMIDITY

PLACE	BIB	NAME	COUNTRY	DATE OF BIRTH	ORDER	RESULT	
1	1648	Dinke FIRDISA	ETH	28 May 99	2	4:16.85	Q
2	1804	Edina JEBITOK	KEN	10 Nov 01	12	4:17.07	Q
3	1841	Katrina ROBINSON	NZL	8 Aug 00	10	4:17.93	Q
4	1899	Delia SCLABAS	SUI	8 Nov 00	15	4:18.01	Q
5	1571	Jocelyn CHAU	CAN	21 Jul 00	1	4:18.29	q
6	1946	Caitlyn COLLIER	USA	5 Aug 99	3	4:18.40	q PB
7	1683	Francesca BRINT	GBR	30 Aug 00	14	4:18.58	q PB
8	1787	Ririka HIRONAKA	JPN	24 Nov 00	11	4:19.03	q
9	1767	Elisa PALMERO	ITA	10 Jul 99	13	4:23.06	PB
10	1865	Patrícia SILVA	POR	9 Dec 99	9	4:24.57	
11	1522	Abbey CALDWELL	AUS	3 Jul 01	6	4:24.65	
12	1615	Sophie SØEFELDT	DEN	21 Apr 00	7	4:26.70	
13	1544	Mathilde DESWAEF	BEL	18 Feb 99	5	4:30.31	
	1732	Durga Pramod DEORE	IND	8 Jun 99	4	DNF	
	1559	Silviya GEORGIEVA	BUL	17 Aug 99	8	DNS	

INTERMEDIATE TIMES	300m	Jocelyn CHAU	51.08
	700m	Delia SCLABAS	2:02.57
	1100m	Delia SCLABAS	3:11.30



RESULTS
1500 Metres Women - Round 1

ALL-TIME TOP LIST				SEASON TOP LIST			
RESULT	NAME	VENUE	DATE	RESULT	NAME	VENUE	2018
3:51.34	Yinglai LANG (CHN)	Shanghai	18 Oct 97	4:01.78	Alemaz SAMUEL (ETH)	Doha (QAT)	4 May
3:53.91	Lili YIN (CHN)	Shanghai	18 Oct 97	4:06.01	Fantu WORKU (ETH)	Ostrava (CZE)	13 Jun
3:53.97	Lixin LAN (CHN)	Shanghai	18 Oct 97	4:09.02	Hellen Ekarare LOBUN (KEN)	Kobe (JPN)	22 Apr
3:54.52	Linq ZHANG (CHN)	Shanghai	18 Oct 97	4:09.25	Sarah HEALY (IRL)	Tübingen (GER)	16 Jun
3:56.98	Faith Chepngetich KIPYEGON (KEN)	Iamad Bin Suhaim	10 May 13	4:09.68	Dinke FIRDISA (ETH)	Andújar (ESP)	1 Jun
3:59.53	Dawit SEYAUM (ETH)	Marrakech (Le Grande Stade)	8 Jun 14	4:09.81	Beyenu DEGEFA (ETH)	Andújar (ESP)	1 Jun
3:59.60	Gelete BURKA (ETH)	Rieti	28 Aug 05	4:10.10	Delia SCLABAS (SUI)	Lausanne (SUI)	5 Jul
3:59.81	Yuan WANG (CHN)	Beijing (NOCAS)	11 Sep 93	4:10.43	Miriam CHEROP (KEN)	Cambridge, MA (USA)	19 May
3:59.96	Zola PIETERSE (GBR)	Bruxelles	30 Aug 85	4:11.00	Edina JEBITOK (KEN)	Nairobi (KEN)	11 Jun
4:00.05	Yi LU (CHN)	Beijing (NOCAS)	11 Sep 93	4:13.16	Lydia Jeruto LAGAT (KEN)	Nairobi (KEN)	17 Feb



RESULTS



3000 Metres Women - Final

BIB 1638 REINSTATED BY THE JURY OF APPEAL

RECORDS	RESULT	NAME	COUNTRY	AGE	VENUE	DATE	
World U20 Record	WU20R	8:28.83 Zola PIETERSE	GBR	19	Roma (Stadio Olimpico)	7 Sep 1985	
Championships Record	CR	8:41.76 Beyenu DEGEFA	ETH	17	Bydgoszcz (Stadion Zawisza)	20 Jul 2016	
World U20 Leading	WU20L	8:33.63 Meskerem MAMO	ETH	19	Doha (QAT)	4 May 2018	
Area U20 Record	AU20R	National U20 Record	NU20R	Personal Best	PB	Season Best	SB

11 July 2018 18:53 START TIME 21° C TEMPERATURE 56 % HUMIDITY

PLACE	BIB	NAME	COUNTRY	DATE OF BIRTH	ORDER	RESULT
1	1796	Nozomi TANAKA	JPN	4 Sep 99	10	8:54.01 PB
2	1652	Meselu BERHE	ETH	29 May 00	3	8:56.39 PB
3	1649	Tsige GEBRESELAMA	ETH	30 Sep 00	13	8:59.20 PB
4	1797	Yuna WADA	JPN	7 Aug 99	1	9:00.50 PB
5	1810	Zenah Jemutai YEGO	KEN	2 Dec 00	14	9:00.76 PB
6	1528	Amelia MAZZA-DOWNIE	AUS	3 Sep 99	5	9:09.19 PB
7	1630	Carla GALLARDO	ESP	9 Feb 99	11	9:10.07 PB
8	1751	Nadia BATTOCLETTI	ITA	12 Apr 00	2	9:13.45 PB
9	1638	Cristina RUIZ	ESP	16 Jan 99	16	9:13.75 PB
10	1575	Taryn O'NEILL	CAN	18 Nov 00	7	9:15.03 PB
11	1523	Lara CROUCH	AUS	29 Aug 01	15	9:16.28 PB
12	1959	Cailie LOGUE	USA	4 Jan 99	12	9:16.78 PB
13	1710	Josina PAPENFUß	GER	24 Sep 00	9	9:18.39 PB
14	1973	Amanda VESTRI	USA	1 Sep 99	20	9:21.95 PB
15	1841	Katrina ROBINSON	NZL	8 Aug 00	19	9:22.80
16	1576	Cameron ORMOND	CAN	25 Jun 01	4	9:27.51
17	1668	Astrid SNÄLL	FIN	11 Nov 99	17	9:32.25 PB
18	1824	Lamiae HIMI	MAR	3 Apr 01	8	9:41.32
	1559	Silviya GEORGIEVA	BUL	17 Aug 99	6	DNF
	1805	Mercy Chepkorir KIRAREI	KEN	29 Dec 01	18	DNS

INTERMEDIATE TIMES	1000m	Name	Time
	1000m	Nozomi TANAKA	3:00.55
	2000m	Nozomi TANAKA	6:03.19

ALL-TIME TOP LIST				SEASON TOP LIST			
RESULT	NAME	VENUE	DATE	RESULT	NAME	VENUE	2018
8:28.83	Zola PIETERSE (GBR)	Roma (Stadio Olimpico)	7 Sep 85	8:33.63	Meskerem MAMO (ETH)	Doha (QAT)	4 May
8:33.63	Meskerem MAMO (ETH)	Doha (QAT)	4 May 18	8:35.76	Beyenu DEGEFA (ETH)	Doha (QAT)	4 May
8:35.76	Beyenu DEGEFA (ETH)	Doha (QAT)	4 May 18	8:48.69	Hellen Ekarare LOBUN (KEN)	Osaka (JPN)	20 May
8:35.89	Sally BARSOSIO (KEN)	Monaco (Stade Louis II)	16 Aug 97	8:51.93	Aberash MINSEWO (ETH)	Doha (QAT)	4 May
8:36.45	Ninngning MA (CHN)	Jinan	6 Jun 93	8:54.01	Nozomi TANAKA (JPN)	Tampere	11 Jul
8:36.87	Alemitu HEROYE (ETH)	Bruxelles (Boudewijnstadion)	5 Sep 14	8:56.39	Meselu BERHE (ETH)	Tampere	11 Jul
8:38.61	Kalkidan GEZAHEGNE (ETH)	Thessaloniki	13 Sep 09	8:58.63	Tomomi Musembi TAKAMATSU (JPN)	Osaka (JPN)	20 May
8:38.97	Linet Chepkwemai MASAI (KEN)	Rieti (Guidobaldi)	9 Sep 07	8:59.20	Tsige GEBRESELAMA (ETH)	Tampere	11 Jul
8:39.13	Aqnes Jebet TIROP (KEN)	Rieti (Guidobaldi)	8 Sep 13	9:00.50	Yuna WADA (JPN)	Tampere	11 Jul
8:39.65	Buze DIRIBA (ETH)	Monaco (Stade Louis II)	20 Jul 12	9:00.76	Zenah Jemutai YEGO (KEN)	Tampere	11 Jul



RACE ANALYSIS

3000 Metres Women - Final



BIB 1638 REINSTATED BY THE JURY OF APPEAL

11 July 2018 18:53 START TIME 21° C TEMPERATURE 56 % HUMIDITY

PLACE	BIB	NAME	COUNTRY	DATE of BIRTH	RESULT
		1000m			
		2000m			
1	1796	Nozomi TANAKA	JPN	4 Sep 99	8:54.01 PB
		3:00.55 (1)			
		6:03.19 (1)			
		3:02.64 (4)			2:50.82 (3)
2	1652	Meselu BERHE	ETH	29 May 00	8:56.39 PB
		3:06.61 (12)			
		6:09.00 (4)			
		3:02.39 (1)			2:47.39 (1)
3	1649	Tsige GEBRESELAMA	ETH	30 Sep 00	8:59.20 PB
		3:06.25 (7)			
		6:08.82 (3)			
		3:02.57 (3)			2:50.38 (2)
4	1797	Yuna WADA	JPN	7 Aug 99	9:00.50 PB
		3:00.84 (2)			
		6:03.35 (2)			
		3:02.51 (2)			2:57.15 (6)
5	1810	Zenah Jemutai YEGO	KEN	2 Dec 00	9:00.76 PB
		3:06.36 (8)			
		6:09.21 (5)			
		3:02.85 (5)			2:51.55 (4)
6	1528	Amelia MAZZA-DOWNIE	AUS	3 Sep 99	9:09.19 PB
		3:06.87 (15)			
		6:12.63 (8)			
		3:05.76 (6)			2:56.56 (5)
7	1630	Carla GALLARDO	ESP	9 Feb 99	9:10.07 PB
		3:06.21 (6)			
		6:12.55 (7)			
		3:06.34 (8)			2:57.52 (7)
8	1751	Nadia BATTOCLETTI	ITA	12 Apr 00	9:13.45 PB
		3:06.16 (5)			
		6:12.87 (9)			
		3:06.71 (11)			3:00.58 (9)
9	1638	Cristina RUIZ	ESP	16 Jan 99	9:13.75 PB
		3:06.79 (14)			
		6:14.98 (16)			
		3:08.19 (15)			2:58.77 (8)
10	1575	Taryn O'NEILL	CAN	18 Nov 00	9:15.03 PB
		3:06.42 (10)			
		6:12.96 (10)			
		3:06.54 (10)			3:02.07 (10)
11	1523	Lara CROUCH	AUS	29 Aug 01	9:16.28 PB
		3:05.92 (4)			
		6:12.43 (6)			
		3:06.51 (9)			3:03.85 (12)
12	1959	Cailie LOGUE	USA	4 Jan 99	9:16.78 PB
		3:06.95 (16)			
		6:13.26 (11)			
		3:06.31 (7)			3:03.52 (11)
13	1710	Josina PAPENFUß	GER	24 Sep 00	9:18.39 PB
		3:07.32 (18)			
		6:14.37 (15)			
		3:07.05 (13)			3:04.02 (13)
14	1973	Amanda VESTRI	USA	1 Sep 99	9:21.95 PB
		3:06.77 (13)			
		6:14.13 (13)			
		3:07.36 (14)			3:07.82 (14)
15	1841	Katrina ROBINSON	NZL	8 Aug 00	9:22.80
		3:05.64 (3)			
		6:14.24 (14)			
		3:08.60 (16)			3:08.56 (15)
16	1576	Cameron ORMOND	CAN	25 Jun 01	9:27.51
		3:06.46 (11)			
		6:13.32 (12)			
		3:06.86 (12)			3:14.19 (16)



RACE ANALYSIS
3000 Metres Women - Final

BIB 1638 REINSTATED BY THE JURY OF APPEAL

PLACE	BIB	NAME	COUNTRY	DATE of BIRTH	RESULT
	1000m	2000m			
17	1668	Astrid SNÄLL	FIN	11 Nov 99	9:32.25 PB
	3:07.09 ⁽¹⁷⁾	6:16.60 ⁽¹⁸⁾ 3:09.51 ⁽¹⁸⁾ 3:15.65 ⁽¹⁷⁾			
18	1824	Lamiae HIMI	MAR	3 Apr 01	9:41.32
	3:06.39 ⁽⁹⁾	6:15.78 ⁽¹⁷⁾ 3:09.39 ⁽¹⁷⁾ 3:25.54 ⁽¹⁸⁾			
	1559	Silviya GEORGIEVA	BUL	17 Aug 99	DNF
	1805	Mercy Chepkorir KIRAREI	KEN	29 Dec 01	DNS



RESULTS



5000 Metres Women - Final

RECORDS	RESULT	NAME	COUNTRY	AGE	VENUE	DATE
World U20 Record	WU20R	14:30.88	Tirunesh DIBABA	ETH	19	Bergen 11 Jun 2004
Championships Record	CR	15:08.06	Genzebe DIBABA	ETH	19	Moncton (Moncton Stadium) 21 Jul 2010
World U20 Leading	WU20L	15:05.21	Meskerem MAMO	ETH	19	Tübingen (GER) 16 Jun 2018
Area U20 Record	AU20R		National U20 Record	NU20R		Personal Best PB
						Season Best SB

10 July 2018 17:39 START TIME 22° C TEMPERATURE 46 % HUMIDITY

PLACE	BIB	NAME	COUNTRY	DATE of BIRTH	ORDER	RESULT
1	1800	Beatrice CHEBET	KEN	5 Mar 00	4	15:30.77 PB
2	1655	Ejgayehu TAYE	ETH	10 Feb 00	1	15:30.87 PB
3	1650	Girmawit GEBRZIAHIR	ETH	21 Nov 01	3	15:34.01 PB
4	1929	Sarah CHELANGAT	UGA	5 Jun 01	5	15:43.01
5	1807	Hellen Ekarare LOBUN	KEN	18 Mar 99	8	15:45.07
6	1625	Dolshi TESFU	ERI	17 Jun 99	7	15:52.84 PB
7	1795	Tomomi Musembi TAKAMATSU	JPN	23 Feb 00	12	15:55.74
8	1959	Caitie LOGUE	USA	4 Jan 99	14	15:56.00 PB
9	1972	Emily VENTERS	USA	6 Jun 99	2	15:59.05
10	1592	Yanli ZHAO	CHN	4 Dec 00	13	16:17.64 PB
11	1574	Marie-Lyssa LAFONTAINE	CAN	17 Jun 99	11	16:36.43
12	1938	Bohdana SEMYONOVA	UKR	26 Aug 99	6	16:45.45
13	1532	Clio OZANNE-JAQUES	AUS	17 Jul 99	9	16:46.75
14	1792	Miku MORIBAYASHI	JPN	5 Sep 99	10	17:08.55

INTERMEDIATE TIMES	Distance	Runner	Time
	1000m	Tomomi Musembi TAKAMATSU	3:07.71
	2000m	Tomomi Musembi TAKAMATSU	6:21.37
	3000m	Ejgayehu TAYE	9:35.28
	4000m	Ejgayehu TAYE	12:40.14

ALL-TIME TOP LIST				SEASON TOP LIST			
RESULT	NAME	VENUE	DATE	RESULT	NAME	VENUE	2018
14:30.88	Tirunesh DIBABA (ETH)	Bergen	11 Jun 04	15:05.21	Meskerem MAMO (ETH)	Tübingen (GER)	16 Jun
14:33.32	Letesenbet GIDEY (ETH)	Roma (Stadio Olimpico)	8 Jun 17	15:07.90	Aberash MINSEWO (ETH)	Tübingen (GER)	16 Jun
14:35.18	Sentayehu EJIGU (ETH)	Bergen	11 Jun 04	15:16.53	Hellen Ekarare LOBUN (KEN)	Nobeoka (JPN)	5 May
14:39.96	Lili YIN (CHN)	Shanghai	23 Oct 97	15:23.07	Martha MOKAYA (KEN)	Nobeoka (JPN)	5 May
14:43.29	Emebet ANTENEH (ETH)	Oslo (Bislett)	9 Jun 11	15:29.25	Sarah CHELANGAT (UGA)	Nijmegen (NED)	8 Jun
14:45.33	Lixin LAN (CHN)	Shanghai	21 Oct 97	15:30.39	Fantu WORKU (ETH)	Marseille (FRA)	16 Jun
14:45.71	Liqing SONG (CHN)	Shanghai	21 Oct 97	15:30.77	Beatrice CHEBET (KEN)	Tampere	10 Jul
14:45.90	Bo JIANG (CHN)	Nanjing	24 Oct 95	15:30.87	Ejgayehu TAYE (ETH)	Tampere	10 Jul
14:45.98	Pauline Chemninq KORIKWIANG (KEN)	Oslo	2 Jun 06	15:31.50	Hawi FEYSA (ETH)	Addis Abeba (ETH)	22 Apr
14:46.71	Sally BARSOSIO (KEN)	Bruxelles	22 Aug 97	15:31.65	Nozomi TANAKA (JPN)	Yamaguchi (JPN)	24 Jun



RACE ANALYSIS



5000 Metres Women - Final

10 July 2018 17:39 START TIME

22° C TEMPERATURE 46 % HUMIDITY

PLACE	BIB	NAME	COUNTRY	DATE of BIRTH	RESULT
		1000m			
		2000m			
		3000m			
		4000m			
1	1800	Beatrice CHEBET	KEN	5 Mar 00	15:30.77 PB
		3:10.62 (7)			
		6:21.59 (5)			
		9:35.60 (5)			
		12:40.57 (3)			
		3:10.97 (5)			2:50.20 (1)
2	1655	Ejgayehu TAYE	ETH	10 Feb 00	15:30.87 PB
		3:10.39 (4)			
		6:21.48 (3)			
		9:35.28 (1)			
		12:40.14 (1)			
		3:11.09 (7)			3:04.86 (2)
		3:13.80 (2)			2:50.73 (2)
3	1650	Girmawit GEBRZIHAI	ETH	21 Nov 01	15:34.01 PB
		3:11.00 (12)			
		6:21.79 (8)			
		9:35.70 (7)			
		12:40.37 (2)			
		3:10.79 (3)			3:04.67 (1)
		3:13.91 (5)			2:53.64 (3)
4	1929	Sarah CHELANGAT	UGA	5 Jun 01	15:43.01
		3:10.92 (10)			
		6:21.52 (4)			
		9:35.39 (3)			
		12:40.67 (4)			
		3:10.60 (1)			3:05.28 (4)
		3:13.87 (4)			3:02.34 (4)
5	1807	Hellen Ekarare LOBUN	KEN	18 Mar 99	15:45.07
		3:10.78 (9)			
		6:21.96 (11)			
		9:35.38 (2)			
		12:40.68 (5)			
		3:11.18 (10)			3:05.30 (5)
		3:13.42 (1)			3:04.39 (5)
6	1625	Dolshi TESFU	ERI	17 Jun 99	15:52.84 PB
		3:10.98 (11)			
		6:21.87 (9)			
		9:35.70 (6)			
		12:45.06 (6)			
		3:10.89 (4)			3:09.36 (6)
		3:13.83 (3)			3:07.78 (7)
7	1795	Tomomi Musembi TAKAMATSU	JPN	23 Feb 00	15:55.74
		3:07.71 (1)			
		6:21.37 (1)			
		9:35.47 (4)			
		12:45.94 (7)			
		3:13.66 (11)			3:10.47 (7)
		3:14.10 (7)			3:09.80 (8)
8	1959	Cailie LOGUE	USA	4 Jan 99	15:56.00 PB
		3:11.16 (13)			
		6:21.89 (10)			
		9:36.16 (10)			
		12:48.41 (9)			
		3:10.73 (2)			3:12.25 (8)
		3:14.27 (8)			3:07.59 (6)
9	1972	Emily VENTERS	USA	6 Jun 99	15:59.05
		3:10.23 (3)			
		6:21.39 (2)			
		9:35.76 (8)			
		12:48.10 (8)			
		3:11.16 (8)			3:12.34 (9)
		3:14.37 (10)			3:10.95 (9)
10	1592	Yanli ZHAO	CHN	4 Dec 00	16:17.64 PB
		3:10.45 (5)			
		6:21.62 (6)			
		9:36.36 (11)			
		13:00.34 (11)			
		3:11.17 (9)			3:23.98 (11)
		3:14.74 (11)			3:17.30 (11)
11	1574	Marie-Lyssa LAFONTAINE	CAN	17 Jun 99	16:36.43
		3:10.62 (6)			
		6:21.64 (7)			
		9:35.95 (9)			
		12:56.54 (10)			
		3:11.02 (6)			3:20.59 (10)
		3:14.31 (9)			3:39.89 (14)
12	1938	Bohdana SEMYONOVA	UKR	26 Aug 99	16:45.45
		3:11.25 (14)			
		6:28.78 (14)			
		9:58.31 (13)			
		13:30.46 (13)			
		3:17.53 (13)			3:32.15 (13)
		3:29.53 (13)			3:14.99 (10)
13	1532	Clio OZANNE-JAQUES	AUS	17 Jul 99	16:46.75
		3:10.77 (8)			
		6:25.47 (12)			
		9:51.61 (12)			
		13:20.60 (12)			
		3:14.70 (12)			3:28.99 (12)
		3:26.14 (12)			3:26.15 (12)
14	1792	Miku MORIBAYASHI	JPN	5 Sep 99	17:08.55
		3:08.32 (2)			
		6:28.72 (13)			
		9:58.50 (14)			
		13:33.66 (14)			
		3:20.40 (14)			3:35.16 (14)
		3:29.78 (14)			3:34.89 (13)



RESULTS



3000 Metres Steeplechase Women - Final

RECORDS	RESULT	NAME	COUNTRY	AGE	VENUE	DATE			
World U20 Record	WU20R	8:58.78	Celliphine Chepteek	CHESPOL	KEN	18	Eugene (Hayward Field), OR	26 May 2017	
Championships Record	CR	9:12.78	Celliphine Chepteek	CHESPOL	KEN	19	Tampere	13 Jul 2018	
World U20 Leading	WU20L	9:01.82	Celliphine Chepteek	CHESPOL	KEN	19	Paris (FRA)	30 Jun 2018	
Area U20 Record	AU20R		National U20 Record	NU20R		Personal Best	PB	Season Best	SB

13 July 2018 20:49 START TIME 21° C TEMPERATURE 73 % HUMIDITY

PLACE	BIB	NAME	COUNTRY	DATE of BIRTH	ORDER	RESULT	
1	1803	Celliphine Chepteek	CHESPOL	KEN	23 Mar 99	12	9:12.78 CR
2	1931	Peruth	CHEMUTAI	UGA	10 Jul 99	10	9:18.87
3	1557	Winfred Mutile	YAVI	BRN	31 Dec 99	1	9:23.47
4	1801	Mercy	CHEPKURUI	KEN	16 Sep 00	3	9:43.65
5	1642	Agrie	BELACHEW	ETH	20 Jan 99	15	9:44.79 SB
6	1654	Etalemahu	SINTAYEHU	ETH	23 Feb 01	11	9:50.96 PB
7	1952	Alice	HILL	USA	6 Aug 99	5	9:57.04 PB
8	1709	Lisa	OED	GER	2 Jan 99	6	9:57.45 PB
9	1793	Manami	NISHIYAMA	JPN	9 Dec 99	4	10:00.49 PB
10	1948	Kristlin	GEAR	USA	20 Jul 99	7	10:00.99
11	1573	Grace	FETHERSTONHAUGH	CAN	13 Oct 00	13	10:02.28
12	1926	Derya	KUNUR	TUR	1 Sep 99	2	10:03.46 NU20R
13	1529	Montanna	MCAVOY	AUS	21 Jul 00	9	10:06.37
14	1715	Lisa	VOGELGESANG	GER	6 Jan 99	8	10:07.67
15	1525	Brielle	ERBACHER	AUS	28 Feb 99	14	10:16.84

INTERMEDIATE TIMES	PERFORMER	TIME
	Peruth CHEMUTAI	3:16.90
	Celliphine Chepteek CHESPOL	6:15.04

ALL-TIME TOP LIST				SEASON TOP LIST			
RESULT	NAME	VENUE	DATE	RESULT	NAME	VENUE	2018
8:58.78	Celliphine Chepteek CHESPOL (KEN)	Eugene (Hayward Field), OR	26 May 17	9:01.82	Celliphine Chepteek CHESPOL (KEN)	Paris (FRA)	30 Jun
9:12.74	Winfred Mutile YAVI (BRN)	Paris (FRA)	30 Jun 18	9:12.74	Winfred Mutile YAVI (BRN)	Paris (FRA)	30 Jun
9:16.89	Peruth CHEMUTAI (UGA)	Ostrava (CZE)	13 Jun 18	9:16.89	Peruth CHEMUTAI (UGA)	Ostrava (CZE)	13 Jun
9:20.37	Birtukan ADAMU (ETH)	Roma (Stadio Olimpico)	26 May 11	9:29.42	Mercy CHEPKURUI (KEN)	Nairobi (KEN)	11 Jun
9:20.55	Ruth JEBET (BRN)	Zürich (Letzigrund)	28 Aug 14	9:37.62	Fancy CHERONO (KEN)	Nairobi (KEN)	22 Jun
9:20.65	Tiqest GETENT (BRN)	Monaco (Stade Louis II)	17 Jul 15	9:39.90	Mercy WANJIRU (KEN)	Nairobi (KEN)	11 Jun
9:22.51	Almaz AYANA (ETH)	Bruxelles (Boudewijnstadion)	27 Aug 10	9:44.79	Agrie BELACHEW (ETH)	Tampere	13 Jul
9:24.51	Ruth Bisibori NYANGAU (KEN)	Daegu	3 Oct 07	9:46.58	Caren CHEBET (KEN)	Shanghai (CHN)	12 May
9:25.91	Roseline CHEPNGETICH (KEN)	Beijing (National Stadium)	24 Aug 15	9:50.96	Etalemahu SINTAYEHU (ETH)	Tampere	13 Jul
9:26.25	Nian LIU (CHN)	Wuhan	2 Nov 07	9:52.71	Kristlin GEAR (USA)	Tampa, FL (USA)	25 May



RESULT PROGRESSION



3000 Metres Steeplechase Women - Final

RECORDS	RESULT	NAME	COUNTRY	AGE	VENUE	DATE		
World U20 Record	WU20R	8:58.78	Celliphine Chepteek	CHESPOL	KEN	18	Eugene (Hayward Field), OR	26 May 2017
Championships Record	CR	9:12.78	Celliphine Chepteek	CHESPOL	KEN	19	Tampere	13 Jul 2018
World U20 Leading	WU20L	9:01.82	Celliphine Chepteek	CHESPOL	KEN	19	Paris (FRA)	30 Jun 2018
Area U20 Record	AU20R	National U20 Record	NU20R	Personal Best	PB	Season Best	SB	

13 July 2018

RANK	BIB	NAME	COUNTRY	DATE of BIRTH	PHASE	HEAT	PLACE	RESULT		
1	1803	Celliphine Chepteek	CHESPOL	KEN	23 Mar 99	Final	1	1	9:12.78	CR
						Round 1	1	2	9:45.60 Q	
2	1931	Peruth	CHEMUTAI	UGA	10 Jul 99	Final	1	2	9:18.87	
						Round 1	3	1	9:34.34 Q	
3	1557	Winfred Mutile	YAVI	BRN	31 Dec 99	Final	1	3	9:23.47	
						Round 1	2	4	9:52.23 Q	
4	1801	Mercy	CHEPKURUI	KEN	16 Sep 00	Final	1	4	9:43.65	
						Round 1	3	3	9:50.05 Q	
5	1642	Agrie	BELACHEW	ETH	20 Jan 99	Final	1	5	9:44.79	SB
						Round 1	2	7	9:59.95 Q	SB
6	1654	Etalemahu	SINTAYEHU	ETH	23 Feb 01	Final	1	6	9:50.96	PB
						Round 1	3	5	9:52.92 Q	PB
7	1952	Alice	HILL	USA	6 Aug 99	Final	1	7	9:57.04	PB
						Round 1	1	13	10:09.15 q	PB
8	1709	Lisa	OED	GER	2 Jan 99	Final	1	8	9:57.45	PB
						Round 1	3	10	10:07.79 q	SB
9	1793	Manami	NISHIYAMA	JPN	9 Dec 99	Final	1	9	10:00.49	PB
						Round 1	1	8	10:02.89 Q	PB
10	1948	Kristlin	GEAR	USA	20 Jul 99	Final	1	10	10:00.99	
						Round 1	2	12	10:09.08 Q	
11	1573	Grace	FETHERSTONHAUGH	CAN	13 Oct 00	Final	1	11	10:02.28	
						Round 1	1	15	10:09.60 q	
12	1926	Derya	KUNUR	TUR	1 Sep 99	Final	1	12	10:03.46	NU20R
						Round 1	1	9	10:05.60 q	NU20R
13	1529	Montanna	MCAVOY	AUS	21 Jul 00	Final	1	13	10:06.37	
						Round 1	1	6	9:59.67 Q	PB
14	1715	Lisa	VOGELGESANG	GER	6 Jan 99	Final	1	14	10:07.67	
						Round 1	1	11	10:08.17 q	
15	1525	Brielle	ERBACHER	AUS	28 Feb 99	Final	1	15	10:16.84	
						Round 1	2	14	10:09.43 q	PB



RESULT PROGRESSION
3000 Metres Steeplechase Women - Final

10 July 2018

RANK	BIB	NAME	COUNTRY	DATE of BIRTH	PHASE	HEAT	PLACE	RESULT
------	-----	------	---------	---------------	-------	------	-------	--------

ALL-TIME TOP LIST				SEASON TOP LIST			
RESULT	NAME	VENUE	DATE	RESULT	NAME	VENUE	2018
8:58.78	Celliphine Chepteek CHESPOL (KEN)	ayward Field), OR	26 May 17	9:01.82	Celliphine Chepteek CHESPOL (KEN)	Paris (FRA)	30 Jun
9:12.74	Winfred Mutile YAVI (BRN)	Paris (FRA)	30 Jun 18	9:12.74	Winfred Mutile YAVI (BRN)	Paris (FRA)	30 Jun
9:16.89	Peruth CHEMUTAI (UGA)	Ostrava (CZE)	13 Jun 18	9:16.89	Peruth CHEMUTAI (UGA)	Ostrava (CZE)	13 Jun
9:20.37	Birtukan ADAMU (ETH)	Roma (Stadio Olimpico)	26 May 11	9:29.42	Mercy CHEPKURUI (KEN)	Nairobi (KEN)	11 Jun
9:20.55	Ruth JEBET (BRN)	Zürich (Letzigrund)	28 Aug 14	9:37.62	Fancy CHERONO (KEN)	Nairobi (KEN)	22 Jun
9:20.65	Tiqest GETENT (BRN)	Monaco (Stade Louis III)	17 Jul 15	9:39.90	Mercy WANJIRU (KEN)	Nairobi (KEN)	11 Jun
9:22.51	Almaz AYANA (ETH)	Bruxelles (Boudewijnstadion)	27 Aug 10	9:44.79	Aqrie BELACHEW (ETH)	Tampere	13 Jul
9:24.51	Ruth Bisibori NYANGAU (KEN)	Daegu	3 Oct 07	9:46.58	Caren CHEBET (KEN)	Shanghai (CHN)	12 May
9:25.91	Roseline CHEPNGETICH (KEN)	sijing (National Stadium)	24 Aug 15	9:50.96	Etalemahu SINTAYEHU (ETH)	Tampere	13 Jul
9:26.25	Nian LIU (CHN)	Wuhan	2 Nov 07	9:52.71	Kristlin GEAR (USA)	Tampa, FL (USA)	25 May



SUMMARY



3000 Metres Steeplechase Women - Round 1

First 3 in each heat (Q) and the next 6 fastest (q) advance to the Final

BIB 1599 NU20R ADDED

RECORDS	RESULT	NAME	COUNTRY	AGE	VENUE	DATE
World U20 Record WU20R	8:58.78	Celliphine Chepteek CHESPOL	KEN	18	Eugene (Hayward Field), OR	26 May 2017
Championships Record CR	9:25.15	Celliphine Chepteek CHESPOL	KEN	17	Bydgoszcz (Stadion Zawisza)	22 Jul 2016
World U20 Leading WU20L	9:01.82	Celliphine Chepteek CHESPOL	KEN	19	Paris (FRA)	30 Jun 2018
Area U20 Record AU20R		National U20 Record NU20R			Personal Best PB	Season Best SB

10 July 2018

RANK	PLACE	HEAT	BIB	NAME	COUNTRY	DATE of BIRTH	RESULT	
1	1	3	1931	Peruth CHEMUTAI	UGA	10 Jul 99	9:34.34	Q
2	1	1	1803	Celliphine Chepteek CHESPOL	KEN	23 Mar 99	9:45.60	Q
3	2	3	1801	Mercy CHEPKURUI	KEN	16 Sep 00	9:50.05	Q
4	1	2	1557	Winfred Mutile YAVI	BRN	31 Dec 99	9:52.23	Q
5	3	3	1654	Etalemahu SINTAYEHU	ETH	23 Feb 01	9:52.92	Q PB
6	2	1	1529	Montanna MCAVOY	AUS	21 Jul 00	9:59.67	Q PB
7	2	2	1642	Agrie BELACHEW	ETH	20 Jan 99	9:59.95	Q SB
8	3	1	1793	Manami NISHIYAMA	JPN	9 Dec 99	10:02.89	Q PB
9	4	1	1926	Derya KUNUR	TUR	1 Sep 99	10:05.60	q NU20R
10	4	3	1709	Lisa OED	GER	2 Jan 99	10:07.79	q SB
11	5	1	1715	Lisa VOGELGESANG	GER	6 Jan 99	10:08.17	q
12	3	2	1948	Kristlin GEAR	USA	20 Jul 99	10:09.08	Q
13	6	1	1952	Alice HILL	USA	6 Aug 99	10:09.15	q PB
14	4	2	1525	Brielle ERBACHER	AUS	28 Feb 99	10:09.43	q PB
15	7	1	1573	Grace FETHERSTONHAUGH	CAN	13 Oct 00	10:09.60	q
16	8	1	1833	Famke HEINST	NED	30 Mar 99	10:12.42	
17	5	3	1668	Astrid SNÄLL	FIN	11 Nov 99	10:12.67	PB
18	6	3	1825	Ikram OUAAZIZ	MAR	6 Jul 99	10:13.97	PB
19	9	1	1670	Jenipher CONTOIS	FRA	26 Jul 99	10:15.89	PB
20	10	1	1599	Sandra ŠRUT	CRO	26 Jan 99	10:19.80	NU20R
21	5	2	1887	Parami Wasanthi MARISTELA	SRI	28 May 01	10:20.12	NU20R
22	6	2	1749	Andrea KOLBEINSDÓTTIR	ISL	8 Feb 99	10:21.26	NU20R
23	7	2	1831	Jasmijn BAKKER	NED	11 Oct 99	10:24.28	
24	8	2	1754	Ludovica CAVALLI	ITA	20 Dec 00	10:24.41	PB
25	9	2	1572	Laura DICKINSON	CAN	19 Jul 99	10:24.64	SB
26	7	3	1677	Emilie RENAUD	FRA	3 Aug 00	10:27.56	
27	10	2	1591	Wanhua TIAN	CHN	24 Feb 99	10:28.52	
28	11	1	1729	Tíra PAVUK	HUN	15 Mar 99	10:31.40	PB
29	11	2	1693	Holly PAGE	GBR	17 Aug 00	10:35.36	
30	12	2	1666	Salla LAUKKANEN	FIN	18 Mar 00	10:36.38	PB
31	13	2	1927	Yonca KUTLUK	TUR	15 Aug 00	10:36.97	PB
32	14	2	1612	Anna Mark HELWIGH	DEN	12 Mar 00	10:37.59	
33	12	1	1626	June ARBEO	ESP	4 Feb 99	10:38.52	
34	8	3	1895	Sibylle HÄRING	SUI	7 Nov 00	10:38.85	
35	9	3	1794	Yuka NOSUE	JPN	24 Apr 00	10:39.24	
36	10	3	1728	Boglárka MÓGOR	HUN	9 Jan 99	10:43.79	
37	11	3	1920	Marwa BOU GHANMI	TUN	3 Nov 00	10:44.23	
38	12	3	1768	Linda PALUMBO	ITA	12 Feb 99	10:44.68	
39	13	1	1506	Clara Macarena BAIOCCHI	ARG	8 Dec 99	10:44.92	
40	13	3	1880	Karin GOŠEK	SLO	1 Nov 00	10:57.31	

SUMMARY
3000 Metres Steeplechase Women - Round 1

10 July 2018

RANK	PLACE	HEAT	BIB	NAME	COUNTRY	DATE of BIRTH	RESULT
------	-------	------	-----	------	---------	---------------	--------

ALL-TIME TOP LIST				SEASON TOP LIST			
RESULT	NAME	VENUE	DATE	RESULT	NAME	VENUE	2018
8:58.78	Celliphine Chepteek CHESPOL (KEN)	ayward Field, OR	26 May 17	9:01.82	Celliphine Chepteek CHESPOL (KEN)	Paris (FRA)	30 Jun
9:12.74	Winfred Mutile YAVI (BRN)	Paris (FRA)	30 Jun 18	9:12.74	Winfred Mutile YAVI (BRN)	Paris (FRA)	30 Jun
9:16.89	Peruth CHEMUTAI (UGA)	Ostrava (CZE)	13 Jun 18	9:16.89	Peruth CHEMUTAI (UGA)	Ostrava (CZE)	13 Jun
9:20.37	Birtukan ADAMU (ETH)	Roma (Stadio Olimpico)	26 May 11	9:29.42	Mercy CHEPKURUI (KEN)	Nairobi (KEN)	11 Jun
9:20.55	Ruth JEBET (BRN)	Zürich (Letzigrund)	28 Aug 14	9:37.62	Fancy CHERONO (KEN)	Nairobi (KEN)	22 Jun
9:20.65	Tiqest GETENT (BRN)	Monaco (Stade Louis II)	17 Jul 15	9:39.90	Mercy WANJIRU (KEN)	Nairobi (KEN)	11 Jun
9:22.51	Almaz AYANA (ETH)	Bruxelles (Boudewijnstadion)	27 Aug 10	9:46.58	Caren CHEBET (KEN)	Shanghai (CHN)	12 May
9:24.51	Ruth Bisibori NYANGAU (KEN)	Daegu	3 Oct 07	9:52.71	Kristlin GEAR (USA)	Tampa, FL (USA)	25 May
9:25.91	Roseline CHEPNGETICH (KEN)	Beijing (National Stadium)	24 Aug 15	9:52.92	Etalemahu SINTAYEHU (ETH)	Tampere	10 Jul
9:26.25	Nian LIU (CHN)	Wuhan	2 Nov 07	9:58.40	Naomi CHEPKEMOI (KEN)	Nairobi (KEN)	22 Jun



RESULTS



3000 Metres Steeplechase Women - Round 1

First 3 in each heat (Q) and the next 6 fastest (q) advance to the Final

BIB 1599 NU20R ADDED

RECORDS	RESULT	NAME	COUNTRY	AGE	VENUE	DATE		
World U20 Record	WU20R	8:58.78	Celliphine Chepteek	CHESPOL	KEN	18	Eugene (Hayward Field), OR	26 May 2017
Championships Record	CR	9:25.15	Celliphine Chepteek	CHESPOL	KEN	17	Bydgoszcz (Stadion Zawisza)	22 Jul 2016
World U20 Leading	WU20L	9:01.82	Celliphine Chepteek	CHESPOL	KEN	19	Paris (FRA)	30 Jun 2018

Area U20 Record **AU20R**

National U20 Record **NU20R**

Personal Best **PB**

Season Best **SB**

Heat 1

3

10 July 2018

09:29 START TIME

19° C TEMPERATURE 60 % HUMIDITY

PLACE	BIB	NAME	COUNTRY	DATE OF BIRTH	ORDER	RESULT	
1	1803	Celliphine Chepteek	CHESPOL	KEN	23 Mar 99	2	9:45.60 Q
2	1529	Montanna	MCAVOY	AUS	21 Jul 00	12	9:59.67 Q PB
3	1793	Manami	NISHIYAMA	JPN	9 Dec 99	10	10:02.89 Q PB
4	1926	Derya	KUNUR	TUR	1 Sep 99	13	10:05.60 q NU20R
5	1715	Lisa	VOGELGESANG	GER	6 Jan 99	3	10:08.17 q
6	1952	Alice	HILL	USA	6 Aug 99	5	10:09.15 q PB
7	1573	Grace	FETHERSTONHAUGH	CAN	13 Oct 00	8	10:09.60 q
8	1833	Famke	HEINST	NED	30 Mar 99	7	10:12.42
9	1670	Jenipher	CONTOIS	FRA	26 Jul 99	4	10:15.89 PB
10	1599	Sandra	ŠRUT	CRO	26 Jan 99	6	10:19.80 NU20R
11	1729	Tíra	PAVUK	HUN	15 Mar 99	1	10:31.40 PB
12	1626	June	ARBE0	ESP	4 Feb 99	11	10:38.52
13	1506	Clara Macarena	BAIOCCHI	ARG	8 Dec 99	9	10:44.92

INTERMEDIATE TIMES

Celliphine Chepteek	CHESPOL	3:16.39
Celliphine Chepteek	CHESPOL	6:28.99

Heat 2

3

10 July 2018

09:47 START TIME

19° C TEMPERATURE 60 % HUMIDITY

PLACE	BIB	NAME	COUNTRY	DATE OF BIRTH	ORDER	RESULT	
1	1557	Winfred Mutile	YAVI	BRN	31 Dec 99	9	9:52.23 Q
2	1642	Agrie	BELACHEW	ETH	20 Jan 99	8	9:59.95 Q SB
3	1948	Kristlin	GEAR	USA	20 Jul 99	12	10:09.08 Q
4	1525	Brielle	ERBACHER	AUS	28 Feb 99	14	10:09.43 q PB
5	1887	Parami Wasanthi	MARISTELA	SRI	28 May 01	2	10:20.12 NU20R
6	1749	Andrea	KOLBEINSDÓTTIR	ISL	8 Feb 99	7	10:21.26 NU20R
7	1831	Jasmijn	BAKKER	NED	11 Oct 99	13	10:24.28
8	1754	Ludovica	CAVALLI	ITA	20 Dec 00	11	10:24.41 PB
9	1572	Laura	DICKINSON	CAN	19 Jul 99	10	10:24.64 SB
10	1591	Wanhua	TIAN	CHN	24 Feb 99	3	10:28.52
11	1693	Holly	PAGE	GBR	17 Aug 00	1	10:35.36
12	1666	Salla	LAUKKANEN	FIN	18 Mar 00	5	10:36.38 PB
13	1927	Yonca	KUTLUK	TUR	15 Aug 00	6	10:36.97 PB
14	1612	Anna Mark	HELWIGH	DEN	12 Mar 00	4	10:37.59

INTERMEDIATE TIMES

Ludovica	CAVALLI	3:26.90
Winfred Mutile	YAVI	6:44.80

RESULTS
3000 Metres Steeplechase Women - Round 1

Heat 3

3

10 July 2018 10:04 START TIME

20° C TEMPERATURE 56 % HUMIDITY

PLACE	BIB	NAME	COUNTRY	DATE of BIRTH	ORDER	RESULT	
1	1931	Peruth CHEMUTAI	UGA	10 Jul 99	3	9:34.34	Q
2	1801	Mercy CHEPKURUI	KEN	16 Sep 00	7	9:50.05	Q
3	1654	Etalemahu SINTAYEHU	ETH	23 Feb 01	2	9:52.92	Q PB
4	1709	Lisa OED	GER	2 Jan 99	9	10:07.79	q SB
5	1668	Astrid SNÄLL	FIN	11 Nov 99	8	10:12.67	PB
6	1825	Ikram OUAAZIZ	MAR	6 Jul 99	5	10:13.97	PB
7	1677	Emilie RENAUD	FRA	3 Aug 00	6	10:27.56	
8	1895	Sibylle HÄRING	SUI	7 Nov 00	13	10:38.85	
9	1794	Yuka NOSUE	JPN	24 Apr 00	12	10:39.24	
10	1728	Boglárka MÓGOR	HUN	9 Jan 99	11	10:43.79	
11	1920	Marwa BOU GHANMI	TUN	3 Nov 00	4	10:44.23	
12	1768	Linda PALUMBO	ITA	12 Feb 99	1	10:44.68	
13	1880	Karin GOŠEK	SLO	1 Nov 00	10	10:57.31	

INTERMEDIATE TIMES	Peruth CHEMUTAI	3:18.41
	Peruth CHEMUTAI	6:26.77

ALL-TIME TOP LIST				SEASON TOP LIST			
RESULT	NAME	VENUE	DATE	RESULT	NAME	VENUE	2018
8:58.78	Celliphine Chepteek CHESPOL (KEN)	ayward Field, OR	26 May 17	9:01.82	Celliphine Chepteek CHESPOL (KEN)	Paris (FRA)	30 Jun
9:12.74	Winfred Mutile YAVI (BRN)	Paris (FRA)	30 Jun 18	9:12.74	Winfred Mutile YAVI (BRN)	Paris (FRA)	30 Jun
9:16.89	Peruth CHEMUTAI (UGA)	Ostrava (CZE)	13 Jun 18	9:16.89	Peruth CHEMUTAI (UGA)	Ostrava (CZE)	13 Jun
9:20.37	Birtukan ADAMU (ETH)	Roma (Stadio Olimpico)	26 May 11	9:29.42	Mercy CHEPKURUI (KEN)	Nairobi (KEN)	11 Jun
9:20.55	Ruth JEBET (BRN)	Zürich (Letzigrund)	28 Aug 14	9:37.62	Fancy CHERONO (KEN)	Nairobi (KEN)	22 Jun
9:20.65	Tigest GETENT (BRN)	Monaco (Stade Louis II)	17 Jul 15	9:39.90	Mercy WANJIRU (KEN)	Nairobi (KEN)	11 Jun
9:22.51	Almaz AYANA (ETH)	Bruxelles (Boudewijnstadion)	27 Aug 10	9:46.58	Caren CHEBET (KEN)	Shanghai (CHN)	12 May
9:24.51	Ruth Bisibori NYANGAU (KEN)	Daegu	3 Oct 07	9:52.71	Kristlin GEAR (USA)	Tampa, FL (USA)	25 May
9:25.91	Roseline CHEPNGETICH (KEN)	sijing (National Stadium)	24 Aug 15	9:52.92	Etalemahu SINTAYEHU (ETH)	Tampere	10 Jul
9:26.25	Nian LIU (CHN)	Wuhan	2 Nov 07	9:58.40	Naomi CHEPKEMOI (KEN)	Nairobi (KEN)	22 Jun



RESULTS



100 Metres Hurdles Women - Final

RECORDS	RESULT	NAME	COUNTRY	AGE	VENUE	DATE	
World U20 Record	WU20R	12.84	Aliuska LÓPEZ	ESP	18	Zagreb 16 Jul 1987	
Championships Record	CR	12.85	Elvira HERMAN	BLR	19	Bydgoszcz (Stadion Zawisza) 24 Jul 2016	
World U20 Leading	WU20L	12.75	Chanel BRISSETT	USA	19	Palo Alto (USA) 13 May 2018	
Area U20 Record	AU20R	National U20 Record	NU20R	Personal Best	PB	Season Best	SB

15 July 2018

13:35 START TIME

26° C
TEMPERATURE

39 %
HUMIDITY

-1.0 m/s
WIND

PLACE	BIB	NAME	COUNTRY	DATE of BIRTH	LANE	RESULT	REACTION	Fn
1	1955	Tia JONES	USA	8 Sep 00	5	13.01 (.002)	0.161	
2	1770	Britany ANDERSON	JAM	3 Jan 01	6	13.01 (.002)	PB 0.190	
3	1954	Cortney JONES	USA	18 Jun 99	4	13.19	0.156	
4	1669	Sacha ALESSANDRINI	FRA	7 Jun 99	7	13.34	PB 0.155	
5	1923	Seval AYAZ	TUR	25 Sep 00	3	13.46	0.161	
6	1588	Jiaru YU	CHN	17 Feb 99	2	13.58	0.152	
7	1570	Kendra LEGER	CAN	12 Feb 99	1	13.68	0.141	
8	1678	Cyréna SAMBA-MAYELA	FRA	31 Oct 00	8	14.11	0.148	

ALL-TIME TOP LIST				SEASON TOP LIST			
RESULT	NAME	VENUE	DATE	RESULT	NAME	VENUE	2018
12.74	Dior HALL (USA)	Eugene (Hayward Field), OR	13 Jun 15	12.75	Chanel BRISSETT (USA)	Palo Alto (USA)	13 May
12.75	Chanel BRISSETT (USA)	Palo Alto (USA)	13 May 18	12.86	Cortney JONES (USA)	Eugene (USA)	7 Jun
12.83	Tobi AMUSAN (NGR)	El Paso, TX	30 Apr 16	12.89	Tia JONES (USA)	Bloomington, IN (USA)	16 Jun
12.84	Aliuska LÓPEZ (CUB)	Zagreb	16 Jul 87	13.00	Cyréna SAMBA-MAYELA (FRA)	Grenoble (FRA)	20 May
12.84	Tia JONES (USA)	Clovis (Veteran's Memorial), CA	25 Jun 16	13.01	Britany ANDERSON (JAM)	Tampere	15 Jul
12.85	Elvira HERMAN (BLR)	Bydgoszcz (Stadion Zawisza)	24 Jul 16	13.09	Tara DAVIS (USA)	Eugene (USA)	7 Jun
12.86	Cortney JONES (USA)	Eugene (USA)	7 Jun 18	13.09	Amoi BROWN (JAM)	Kingston (JAM)	23 Jun
12.87	Kendell WILLIAMS (USA)	Eugene (Hayward Field), OR	6 Jul 14	13.10	Caitlyn LITTLE (USA)	Knoxville (USA)	12 May
12.87	Rushelle BURTON (JAM)	Bydgoszcz (Stadion Zawisza)	24 Jul 16	13.12	Tiara MCMINN (USA)	Bloomington, IN (USA)	16 Jun
12.88	Olena KRASOVSKA (UKR)	Villeneuve-d'Ascq	25 Jun 95	13.16	Grace STARK (USA)	Kentwood (USA)	2 Jun



RESULT PROGRESSION



100 Metres Hurdles Women - Final

RECORDS	RESULT	NAME	COUNTRY	AGE	VENUE	DATE	
World U20 Record	WU20R	12.84 Aliuska LÓPEZ	ESP	18	Zagreb	16 Jul 1987	
Championships Record	CR	12.85 Elvira HERMAN	BLR	19	Bydgoszcz (Stadion Zawisza)	24 Jul 2016	
World U20 Leading	WU20L	12.75 Chanel BRISSETT	USA	19	Palo Alto (USA)	13 May 2018	
Area U20 Record	AU20R	National U20 Record	NU20R	Personal Best	PB	Season Best	SB

15 July 2018

RANK	BIB	NAME	COUNTRY	DATE of BIRTH	PHASE	HEAT	LANE	PLACE	RESULT	WIND
1	1955	Tia JONES	USA	8 Sep 00	Final	1	5	1	13.01	-1.0
					Semi-Final	2	4	1	13.06 Q	+0.9
					Round 1	6	5	1	13.25 Q	-1.1
1	1770	Britany ANDERSON	JAM	3 Jan 01	Final	1	6	1	13.01 PB	-1.0
					Semi-Final	3	4	2	13.10 Q PB	+0.5
					Round 1	2	6	2	13.37 Q	-1.1
3	1954	Cortney JONES	USA	18 Jun 99	Final	1	4	3	13.19	-1.0
					Semi-Final	1	5	3	13.24 Q	-1.1
					Round 1	1	6	4	13.53 Q	-1.3
4	1669	Sacha ALESSANDRINI	FRA	7 Jun 99	Final	1	7	4	13.34 PB	-1.0
					Semi-Final	1	1	9	13.52 Q	-1.1
					Round 1	6	2	19	13.93 q	-1.1
5	1923	Sevval AYAZ	TUR	25 Sep 00	Final	1	3	5	13.46	-1.0
					Semi-Final	3	6	4	13.28 Q NU20R	+0.5
					Round 1	5	6	5	13.56 Q	-0.3
6	1588	Jiaru YU	CHN	17 Feb 99	Final	1	2	6	13.58	-1.0
					Semi-Final	3	5	6	13.47 q	+0.5
					Round 1	1	3	12	13.71 Q	-1.3
7	1570	Kendra LEGER	CAN	12 Feb 99	Final	1	1	7	13.68	-1.0
					Semi-Final	3	3	5	13.46 q	+0.5
					Round 1	2	2	7	13.59 Q	-1.1
8	1678	Cyréna SAMBA-MAYELA	FRA	31 Oct 00	Final	1	8	8	14.11	-1.0
					Semi-Final	2	3	6	13.47 Q	+0.9
					Round 1	5	7	6	13.56 Q	-0.3

ALL-TIME TOP LIST				SEASON TOP LIST			
RESULT	NAME	VENUE	DATE	RESULT	NAME	VENUE	2018
12.74	Dior HALL (USA)	Eugene (Hayward Field), OR	13 Jun 15	12.75	Chanel BRISSETT (USA)	Palo Alto (USA)	13 May
12.75	Chanel BRISSETT (USA)	Palo Alto (USA)	13 May 18	12.86	Cortney JONES (USA)	Eugene (USA)	7 Jun
12.83	Tobi AMUSAN (NGR)	El Paso, TX	30 Apr 16	12.89	Tia JONES (USA)	Bloomington, IN (USA)	16 Jun
12.84	Aliuska LÓPEZ (CUB)	Zagreb	16 Jul 87	13.00	Cyréna SAMBA-MAYELA (FRA)	Grenoble (FRA)	20 May
12.84	Tia JONES (USA)	Clovis (Veteran's Memorial), CA	25 Jun 16	13.01	Britany ANDERSON (JAM)	Tampere	15 Jul
12.85	Elvira HERMAN (BLR)	Bydgoszcz (Stadion Zawisza)	24 Jul 16	13.09	Tara DAVIS (USA)	Eugene (USA)	7 Jun
12.86	Cortney JONES (USA)	Eugene (USA)	7 Jun 18	13.09	Amoi BROWN (JAM)	Kingston (JAM)	23 Jun
12.87	Kendell WILLIAMS (USA)	Eugene (Hayward Field), OR	6 Jul 14	13.10	Caitlyn LITTLE (USA)	Knoxville (USA)	12 May
12.87	Rushelle BURTON (JAM)	Bydgoszcz (Stadion Zawisza)	24 Jul 16	13.12	Tiara MCMINN (USA)	Bloomington, IN (USA)	16 Jun
12.88	Olena KRASOVSKA (UKR)	Villeneuve-d'Ascq	25 Jun 95	13.16	Grace STARK (USA)	Kentwood (USA)	2 Jun



SUMMARY



100 Metres Hurdles Women - Semi-Final

First 2 in each heat (Q) and the next 2 fastest (q) advance to the Final

RECORDS	RESULT	NAME	COUNTRY	AGE	VENUE	DATE
World U20 Record	WU20R	12.84	Aliuska LÓPEZ	ESP	18	Zagreb 16 Jul 1987
Championships Record	CR	12.85	Elvira HERMAN	BLR	19	Bydgoszcz (Stadion Zawisza) 24 Jul 2016
World U20 Leading	WU20L	12.75	Chanel BRISSETT	USA	19	Palo Alto (USA) 13 May 2018
Area U20 Record	AU20R	National U20 Record	NU20R	Personal Best	PB	Season Best
					SB	

14 July 2018

RANK	PLACE	HEAT	LANE	BIB	NAME	COUNTRY	DATE of BIRTH	RESULT	WIND
1	1	2	4	1955	Tia JONES	USA	8 Sep 00	13.06	Q +0.9
2	1	3	4	1770	Britany ANDERSON	JAM	3 Jan 01	13.10	Q PB +0.5
3	1	1	5	1954	Cortney JONES	USA	18 Jun 99	13.24	Q -1.1
4	2	3	6	1923	Sevval AYAZ	TUR	25 Sep 00	13.28	Q NU20R +0.5
5	3	3	3	1570	Kendra LEGER	CAN	12 Feb 99	13.46	q +0.5
6	2	2	3	1678	Cyréna SAMBA-MAYELA	FRA	31 Oct 00	13.47 (.464)	Q +0.9
6	4	3	5	1588	Jiaru YU	CHN	17 Feb 99	13.47 (.464)	q +0.5
8	3	2	6	1879	Nika GLOJNARIC	SLO	29 Nov 00	13.47 (.470)	+0.9
9	2	1	1	1669	Sacha ALESSANDRINI	FRA	7 Jun 99	13.52 (.515)	Q -1.1
10	3	1	3	1771	Amoi BROWN	JAM	11 Jan 99	13.52 (.519)	-1.1
11	4	2	8	1980	Yoveiny MOTA	VEN	20 Jun 00	13.54 (.537)	+0.9
12	5	3	8	1859	Klaudia WOJTUNIK	POL	15 May 99	13.54 (.540)	PB +0.5
13	5	2	5	1798	Yuii YOSHIDA	JPN	4 May 99	13.55	+0.9
14	4	1	6	1556	Micaela DE MELLO	BRA	7 Mar 00	13.63	-1.1
15	6	2	1	1884	Anja LUKIC	SRB	30 May 99	13.64	NU20R +0.9
16	6	3	7	1766	Desola OKI	ITA	14 Jul 99	13.70	+0.5
17	5	1	4	1567	Y Keira CHRISTIE-GALLOWAY	CAN	3 Dec 99	13.71	-1.1
18	6	1	8	1583	Yuwei LIN	CHN	2 May 99	13.76	-1.1
19	7	3	2	1605	Nikoleta JÍCHOVÁ	CZE	29 Aug 00	13.83	+0.5
20	7	2	2	1527	Samantha JOHNSON	AUS	21 Apr 99	13.85	+0.9
21	8	3	1	1663	Saara KESKITALO	FIN	3 Jul 00	13.91 (.901)	+0.5
22	7	1	2	1883	Milica EMINI	SRB	11 Oct 99	13.91 (.910)	-1.1
23	8	1	7	1533	Lateisha WILLIS	AUS	11 Feb 00	13.93	-1.1
24	8	2	7	1741	Molly SCOTT	IRL	30 Mar 99	13.94	+0.9

NOTE **Y** Yellow Card - BIB 1567 - 162.5(c) Disturbing the start

ALL-TIME TOP LIST				SEASON TOP LIST			
RESULT	NAME	VENUE	DATE	RESULT	NAME	VENUE	2018
12.74	Dior HALL (USA)	Eugene (Hayward Field), OR	13 Jun 15	12.75	Chanel BRISSETT (USA)	Palo Alto (USA)	13 May
12.75	Chanel BRISSETT (USA)	Palo Alto (USA)	13 May 18	12.86	Cortney JONES (USA)	Eugene (USA)	7 Jun
12.83	Tobi AMUSAN (NGR)	El Paso, TX	30 Apr 16	12.89	Tia JONES (USA)	Bloomington, IN (USA)	16 Jun
12.84	Aliuska LÓPEZ (CUB)	Zagreb	16 Jul 87	13.00	Cyréna SAMBA-MAYELA (FRA)	Grenoble (FRA)	20 May
12.84	Tia JONES (USA)	Clovis (Veteran's Memorial), CA	25 Jun 16	13.09	Tara DAVIS (USA)	Eugene (USA)	7 Jun
12.85	Elvira HERMAN (BLR)	Bydgoszcz (Stadion Zawisza)	24 Jul 16	13.09	Amoi BROWN (JAM)	Kingston (JAM)	23 Jun
12.86	Cortney JONES (USA)	Eugene (USA)	7 Jun 18	13.10	Caitlyn LITTLE (USA)	Knoxville (USA)	12 May
12.87	Kendell WILLIAMS (USA)	Eugene (Hayward Field), OR	6 Jul 14	13.10	Britany ANDERSON (JAM)	Tampere	14 Jul
12.87	Rushelle BURTON (JAM)	Bydgoszcz (Stadion Zawisza)	24 Jul 16	13.12	Tiara MCMINN (USA)	Bloomington, IN (USA)	16 Jun
12.88	Olena KRASOVSKA (UKR)	Villeneuve-d'Ascq	25 Jun 95	13.16	Grace STARK (USA)	Kentwood (USA)	2 Jun



RESULTS



100 Metres Hurdles Women - Semi-Final

First 2 in each heat (Q) and the next 2 fastest (q) advance to the Final

RECORDS	RESULT	NAME	COUNTRY	AGE	VENUE	DATE
World U20 Record	WU20R	12.84	Aliuska LÓPEZ	ESP	18	Zagreb 16 Jul 1987
Championships Record	CR	12.85	Elvira HERMAN	BLR	19	Bydgoszcz (Stadion Zawisza) 24 Jul 2016
World U20 Leading	WU20L	12.75	Chanel BRISSETT	USA	19	Palo Alto (USA) 13 May 2018

Area U20 Record	AU20R	National U20 Record	NU20R	Personal Best	PB	Season Best	SB
-----------------	--------------	---------------------	--------------	---------------	-----------	-------------	-----------

Heat 1	3	14 July 2018	13:54 START TIME	25° C TEMPERATURE	47% HUMIDITY		-1.1 m/s WIND
---------------	----------	--------------	------------------	-------------------	--------------	--	---------------

PLACE	BIB	NAME	COUNTRY	DATE OF BIRTH	LANE	RESULT	REACTION	Fn
1	1954	Cortney JONES	USA	18 Jun 99	5	13.24	Q 0.174	
2	1669	Sacha ALESSANDRINI	FRA	7 Jun 99	1	13.52 [.515]	Q 0.147	
3	1771	Amoi BROWN	JAM	11 Jan 99	3	13.52 [.519]	0.192	
4	1556	Micaela DE MELLO	BRA	7 Mar 00	6	13.63	0.132	
5	1567	Keira CHRISTIE-GALLOWAY	CAN	3 Dec 99	4	13.71	0.160	
6	1583	Yuwei LIN	CHN	2 May 99	8	13.76	0.172	
7	1883	Milica EMINI	SRB	11 Oct 99	2	13.91 [.910]	0.152	
8	1533	Lateisha WILLIS	AUS	11 Feb 00	7	13.93	0.142	

NOTE Yellow Card - BIB 1567 - 162.5(c) Disturbing the start

Heat 2	3	14 July 2018	14:02 START TIME	25° C TEMPERATURE	47% HUMIDITY		+0.9 m/s WIND
---------------	----------	--------------	------------------	-------------------	--------------	--	---------------

PLACE	BIB	NAME	COUNTRY	DATE OF BIRTH	LANE	RESULT	REACTION	Fn
1	1955	Tia JONES	USA	8 Sep 00	4	13.06	Q 0.167	
2	1678	Cyréna SAMBA-MAYELA	FRA	31 Oct 00	3	13.47 [.464]	Q 0.159	
3	1879	Nika GLOJNARIC	SLO	29 Nov 00	6	13.47 [.470]	0.153	
4	1980	Yoveiny MOTA	VEN	20 Jun 00	8	13.54 [.537]	0.180	
5	1798	Yui YOSHIDA	JPN	4 May 99	5	13.55	0.159	
6	1884	Anja LUKIC	SRB	30 May 99	1	13.64	NU20R 0.175	
7	1527	Samantha JOHNSON	AUS	21 Apr 99	2	13.85	0.137	
8	1741	Molly SCOTT	IRL	30 Mar 99	7	13.94	0.148	

Heat 3	3	14 July 2018	14:09 START TIME	25° C TEMPERATURE	47% HUMIDITY		+0.5 m/s WIND
---------------	----------	--------------	------------------	-------------------	--------------	--	---------------

PLACE	BIB	NAME	COUNTRY	DATE OF BIRTH	LANE	RESULT	REACTION	Fn
1	1770	Britany ANDERSON	JAM	3 Jan 01	4	13.10	Q PB 0.182	
2	1923	Seval AYAZ	TUR	25 Sep 00	6	13.28	Q NU20R 0.179	
3	1570	Kendra LEGER	CAN	12 Feb 99	3	13.46	q 0.151	
4	1588	Jiaru YU	CHN	17 Feb 99	5	13.47 [.464]	q 0.158	
5	1859	Klaudia WOJTUNIK	POL	15 May 99	8	13.54 [.540]	PB 0.155	
6	1766	Desola OKI	ITA	14 Jul 99	7	13.70	0.161	
7	1605	Nikoleta JÍCHOVÁ	CZE	29 Aug 00	2	13.83	0.187	
8	1663	Saara KESKITALO	FIN	3 Jul 00	1	13.91 [.901]	0.162	

ALL-TIME TOP LIST				SEASON TOP LIST			
RESULT	NAME	VENUE	DATE	RESULT	NAME	VENUE	2018
12.74	Dior HALL (USA)	Eugene (Hayward Field), OR	13 Jun 15	12.75	Chanel BRISSETT (USA)	Palo Alto (USA)	13 May
12.75	Chanel BRISSETT (USA)	Palo Alto (USA)	13 May 18	12.86	Cortney JONES (USA)	Eugene (USA)	7 Jun
12.83	Tobi AMUSAN (NGR)	El Paso, TX	30 Apr 16	12.89	Tia JONES (USA)	Bloomington, IN (USA)	16 Jun
12.84	Aliuska LÓPEZ (CUB)	Zagreb	16 Jul 87	13.00	Cyréna SAMBA-MAYELA (FRA)	Grenoble (FRA)	20 May
12.84	Tia JONES (USA)	Clovis (Veteran's Memorial), CA	25 Jun 16	13.09	Tara DAVIS (USA)	Eugene (USA)	7 Jun
12.85	Elvira HERMAN (BLR)	Bydgoszcz (Stadion Zawisza)	24 Jul 16	13.09	Amoi BROWN (JAM)	Kingston (JAM)	23 Jun
12.86	Cortney JONES (USA)	Eugene (USA)	7 Jun 18	13.10	Caitlyn LITTLE (USA)	Knoxville (USA)	12 May
12.87	Kendell WILLIAMS (USA)	Eugene (Hayward Field), OR	6 Jul 14	13.10	Britany ANDERSON (JAM)	Tampere	14 Jul
12.87	Rushelle BURTON (JAM)	Bydgoszcz (Stadion Zawisza)	24 Jul 16	13.12	Tiara MCMINN (USA)	Bloomington, IN (USA)	16 Jun
12.88	Olena KRASOVSKA (UKR)	Villeneuve-d'Ascq	25 Jun 95	13.16	Grace STARK (USA)	Kentwood (USA)	2 Jun



SUMMARY



100 Metres Hurdles Women - Round 1

First 3 in each heat (Q) and the next 6 fastest (q) advance to the Semi-Finals

RECORDS	RESULT	NAME	COUNTRY	AGE	VENUE	DATE	
World U20 Record	WU20R	12.84	Aliuska LÓPEZ	ESP	18	Zagreb 16 Jul 1987	
Championships Record	CR	12.85	Elvira HERMAN	BLR	19	Bydgoszcz (Stadion Zawisza) 24 Jul 2016	
World U20 Leading	WU20L	12.75	Chanel BRISSETT	USA	19	Palo Alto (USA) 13 May 2018	
Area U20 Record	AU20R	National U20 Record	NU20R	Personal Best	PB	Season Best	SB

13 July 2018

RANK	PLACE	HEAT	LANE	BIB	NAME	COUNTRY	DATE of BIRTH	RESULT	WIND
1	1	6	5	1955	Tia JONES	USA	8 Sep 00	13.25	Q -1.1
2	1	2	6	1770	Britany ANDERSON	JAM	3 Jan 01	13.37	Q -1.1
3	1	3	7	1771	Amoi BROWN	JAM	11 Jan 99	13.49	Q -0.9
4	1	1	6	1954	Cortney JONES	USA	18 Jun 99	13.53	Q -1.3
5	1	5	6	1923	Sevval AYAZ	TUR	25 Sep 00	13.56 (.552)	Q -0.3
6	2	5	7	1678	Cyréna SAMBA-MAYELA	FRA	31 Oct 00	13.56 (.560)	Q -0.3
7	2	2	2	1570	Kendra LEGER	CAN	12 Feb 99	13.59	Q -1.1
8	1	4	5	1879	Nika GLOJNARIC	SLO	29 Nov 00	13.61	Q -0.7
9	2	3	3	1556	Micaela DE MELLO	BRA	7 Mar 00	13.68	Q -0.9
10	2	4	2	1567	Keira CHRISTIE-GALLOWAY	CAN	3 Dec 99	13.69 (.685)	Q -0.7
11	3	5	2	1980	Yoveiny MOTA	VEN	20 Jun 00	13.69 (.690)	Q -0.3
12	2	1	3	1588	Jiaru YU	CHN	17 Feb 99	13.71	Q -1.3
13	4	5	8	1884	Anja LUKIC	SRB	30 May 99	13.77	q -0.3
14	3	4	6	1859	Klaudia WOJTUNIK	POL	15 May 99	13.81	Q -0.7
15	2	6	6	1798	Yuii YOSHIDA	JPN	4 May 99	13.88	Q -1.1
16	3	3	4	1583	Yuwei LIN	CHN	2 May 99	13.92 (.911)	Q -0.9
17	3	6	7	1533	Lateisha WILLIS	AUS	11 Feb 00	13.92 (.913)	Q -1.1
18	4	3	5	1663	Saara KESKITALO	FIN	3 Jul 00	13.93 (.924)	q -0.9
19	4	6	2	1669	Sacha ALESSANDRINI	FRA	7 Jun 99	13.93 (.928)	q -1.1
20	3	2	3	1766	Desola OKI	ITA	14 Jul 99	13.94	Q -1.1
21	3	1	7	1741	Molly SCOTT	IRL	30 Mar 99	13.95	Q -1.3
22	5	5	5	1527	Samantha JOHNSON	AUS	21 Apr 99	13.97	q -0.3
23	4	2	7	1605	Nikoleta JÍCHOVÁ	CZE	29 Aug 00	14.00 (.995)	q -1.1
24	5	6	3	1883	Milica EMINI	SRB	11 Oct 99	14.00 (.999)	q -1.1
25	4	1	8	1543	Sasha WELLS	BAH	15 Feb 99	14.03 (.024)	-1.3
26	4	4	3	1925	Nefise KARATAY	TUR	25 Feb 00	14.03 (.029)	-0.7
27	6	6	4	1813	Paula SPRUDZANE	LAT	13 Mar 99	14.05	SB -1.1
28	5	2	5	1603	Dafni GEORGIU	CYP	18 Aug 99	14.06 (.052)	-1.1
29	6	5	3	1866	Marisa VAZ CARVALHO	POR	19 Nov 99	14.06 (.060)	-0.3
30	6	2	8	1892	Larissa BERTÉNYI	SUI	3 Jun 00	14.12	-1.1
31	5	1	5	1558	Nikol ANDONOVA	BUL	25 Jan 00	14.14	-1.3
32	5	4	7	1737	Sapna KUMARI	IND	99	14.15	-0.7
33	7	5	4	1665	Petra-Sofia LAAKSO	FIN	6 Apr 99	14.23	-0.3
34	5	3	2	1610	Nicoleta TURNEROVÁ	CZE	30 May 00	14.27 (.267)	-0.9
35	7	6	8	1839	Kristina STENSVOLL REPPE	NOR	3 Apr 00	14.27 (.269)	-1.1
36	7	2	4	1937	Anastasiya OSOKINA	UKR	7 Apr 99	14.29	-1.1
37	6	4	4	1534	Isabel POSCH	AUT	28 Feb 00	14.33	-0.7
38	6	1	2	1981	Thi My Tien HUYNH	VIE	24 Mar 99	14.61	-1.3
39	7	1	4	1722	Cho Yan SHING	HKG	12 May 01	14.66	-1.3
40	6	3	6	1621	Marianny OTAÑO	DOM	5 May 00	14.79	-0.9

SUMMARY
100 Metres Hurdles Women - Round 1

13 July 2018

RANK	PLACE	HEAT	LANE	BIB	NAME	COUNTRY	DATE of BIRTH	RESULT	WIND
	3		8	1912	Amanda HANSSON	SWE	19 Oct 99	DQ	168.7 -0.9

NOTE IAAF Rule 168.7 - Not jumping each hurdle

ALL-TIME TOP LIST				SEASON TOP LIST			
RESULT	NAME	VENUE	DATE	RESULT	NAME	VENUE	2018
12.74	Dior HALL (USA)	Eugene (Hayward Field), OR	13 Jun 15	12.75	Chanel BRISSETT (USA)	Palo Alto (USA)	13 May
12.75	Chanel BRISSETT (USA)	Palo Alto (USA)	13 May 18	12.86	Cortney JONES (USA)	Eugene (USA)	7 Jun
12.83	Tobi AMUSAN (NGR)	El Paso, TX	30 Apr 16	12.89	Tia JONES (USA)	Bloomington, IN (USA)	16 Jun
12.84	Aliuska LÓPEZ (CUB)	Zagreb	16 Jul 87	13.00	Cyréna SAMBA-MAYELA (FRA)	Grenoble (FRA)	20 May
12.84	Tia JONES (USA)	Clovis (Veteran's Memorial), CA	25 Jun 16	13.09	Tara DAVIS (USA)	Eugene (USA)	7 Jun
12.85	Elvira HERMAN (BLR)	Bydgoszcz (Stadion Zawisza)	24 Jul 16	13.09	Amoi BROWN (JAM)	Kingston (JAM)	23 Jun
12.86	Cortney JONES (USA)	Eugene (USA)	7 Jun 18	13.10	Caitlyn LITTLE (USA)	Knoxville (USA)	12 May
12.87	Kendell WILLIAMS (USA)	Eugene (Hayward Field), OR	6 Jul 14	13.12	Tiara MCMINN (USA)	Bloomington, IN (USA)	16 Jun
12.87	Rushelle BURTON (JAM)	Bydgoszcz (Stadion Zawisza)	24 Jul 16	13.16	Grace STARK (USA)	Kentwood (USA)	2 Jun
12.88	Olena KRASOVSKA (UKR)	Villeneuve-d'Ascq	25 Jun 95	13.19	Celeste MUCCI (AUS)	Gold Coast (Carrara Stadium)	12 Apr
				13.19	Britany ANDERSON (JAM)	Kingston (JAM)	23 Jun



RESULTS



100 Metres Hurdles Women - Round 1

First 3 in each heat (Q) and the next 6 fastest (q) advance to the Semi-Finals

RECORDS	RESULT	NAME	COUNTRY	AGE	VENUE	DATE
World U20 Record	WU20R	12.84	Aliuska LÓPEZ	ESP	18	Zagreb 16 Jul 1987
Championships Record	CR	12.85	Elvira HERMAN	BLR	19	Bydgoszcz (Stadion Zawisza) 24 Jul 2016
World U20 Leading	WU20L	12.75	Chanel BRISSETT	USA	19	Palo Alto (USA) 13 May 2018

Area U20 Record	AU20R	National U20 Record	NU20R	Personal Best	PB	Season Best	SB
-----------------	--------------	---------------------	--------------	---------------	-----------	-------------	-----------

Heat 1	6	13 July 2018	09:34	START TIME	20° C	78 %	TEMPERATURE	HUMIDITY		-1.3 m/s	WIND
---------------	----------	--------------	-------	------------	-------	------	-------------	----------	--	----------	------

PLACE	BIB	NAME	COUNTRY	DATE OF BIRTH	LANE	RESULT	REACTION	Fn
1	1954	Cortney JONES	USA	18 Jun 99	6	13.53	Q	0.154
2	1588	Jiaru YU	CHN	17 Feb 99	3	13.71	Q	0.186
3	1741	Molly SCOTT	IRL	30 Mar 99	7	13.95	Q	0.171
4	1543	Sasha WELLS	BAH	15 Feb 99	8	14.03	[.024]	0.166
5	1558	Nikol ANDONOVA	BUL	25 Jan 00	5	14.14		0.131
6	1981	Thi My Tien HUYNH	VIE	24 Mar 99	2	14.61		0.198
7	1722	Cho Yan SHING	HKG	12 May 01	4	14.66		0.180

Heat 2	6	13 July 2018	09:41	START TIME	20° C	78 %	TEMPERATURE	HUMIDITY		-1.1 m/s	WIND
---------------	----------	--------------	-------	------------	-------	------	-------------	----------	--	----------	------

PLACE	BIB	NAME	COUNTRY	DATE OF BIRTH	LANE	RESULT	REACTION	Fn
1	1770	Britany ANDERSON	JAM	3 Jan 01	6	13.37	Q	0.192
2	1570	Kendra LEGER	CAN	12 Feb 99	2	13.59	Q	0.173
3	1766	Desola OKI	ITA	14 Jul 99	3	13.94	Q	0.256
4	1605	Nikoleta JÍCHOVÁ	CZE	29 Aug 00	7	14.00	[.995]	q
5	1603	Dafni GEORGIU	CYP	18 Aug 99	5	14.06	[.052]	0.251
6	1892	Larissa BERTÉNYI	SUI	3 Jun 00	8	14.12		0.240
7	1937	Anastasiya OSOKINA	UKR	7 Apr 99	4	14.29		0.194

Heat 3	6	13 July 2018	09:50	START TIME	20° C	78 %	TEMPERATURE	HUMIDITY		-0.9 m/s	WIND
---------------	----------	--------------	-------	------------	-------	------	-------------	----------	--	----------	------

PLACE	BIB	NAME	COUNTRY	DATE OF BIRTH	LANE	RESULT	REACTION	Fn
1	1771	Amoi BROWN	JAM	11 Jan 99	7	13.49	Q	0.229
2	1556	Micaela DE MELLO	BRA	7 Mar 00	3	13.68	Q	0.158
3	1583	Yuwei LIN	CHN	2 May 99	4	13.92	[.911]	Q
4	1663	Saara KESKITALO	FIN	3 Jul 00	5	13.93	[.924]	q
5	1610	Nicoleta TURNEROVÁ	CZE	30 May 00	2	14.27	[.267]	0.278
6	1621	Marianny OTAÑO	DOM	5 May 00	6	14.79		0.190
	1912	Amanda HANSSON	SWE	19 Oct 99	8	DQ	168.7	0.160

NOTE IAAF Rule 168.7 - Not jumping each hurdle

Heat 4	6	13 July 2018	09:56	START TIME	20° C	78 %	TEMPERATURE	HUMIDITY		-0.7 m/s	WIND
---------------	----------	--------------	-------	------------	-------	------	-------------	----------	--	----------	------

PLACE	BIB	NAME	COUNTRY	DATE OF BIRTH	LANE	RESULT	REACTION	Fn
1	1879	Nika GLOJNARIC	SLO	29 Nov 00	5	13.61	Q	0.205
2	1567	Keira CHRISTIE-GALLOWAY	CAN	3 Dec 99	2	13.69	[.685]	Q
3	1859	Klaudia WOJTUNIK	POL	15 May 99	6	13.81	Q	0.160
4	1925	Nefise KARATAY	TUR	25 Feb 00	3	14.03	[.029]	0.188
5	1737	Sapna KUMARI	IND	99	7	14.15		0.175
6	1534	Isabel POSCH	AUT	28 Feb 00	4	14.33		0.165

RESULTS
100 Metres Hurdles Women - Round 1

Heat 5 **6**

13 July 2018 10:02 START TIME

20° C TEMPERATURE 78 % HUMIDITY

-0.3 m/s WIND

PLACE	BIB	NAME	COUNTRY	DATE of BIRTH	LANE	RESULT	REACTION	Fn
1	1923	Seval AYAZ	TUR	25 Sep 00	6	13.56 (.552)	Q	0.193
2	1678	Cyréna SAMBA-MAYELA	FRA	31 Oct 00	7	13.56 (.560)	Q	0.135
3	1980	Yoveiny MOTA	VEN	20 Jun 00	2	13.69 (.690)	Q	0.156
4	1884	Anja LUKIC	SRB	30 May 99	8	13.77	q	0.174
5	1527	Samantha JOHNSON	AUS	21 Apr 99	5	13.97	q	0.152
6	1866	Marisa VAZ CARVALHO	POR	19 Nov 99	3	14.06 (.060)		0.164
7	1665	Petra-Sofia LAAKSO	FIN	6 Apr 99	4	14.23		0.211

Heat 6 **6**

13 July 2018 10:08 START TIME

21° C TEMPERATURE 73 % HUMIDITY

-1.1 m/s WIND

PLACE	BIB	NAME	COUNTRY	DATE of BIRTH	LANE	RESULT	REACTION	Fn
1	1955	Tia JONES	USA	8 Sep 00	5	13.25	Q	0.174
2	1798	Yuirí YOSHIDA	JPN	4 May 99	6	13.88	Q	0.167
3	1533	Lateisha WILLIS	AUS	11 Feb 00	7	13.92 (.913)	Q	0.171
4	1669	Sacha ALESSANDRINI	FRA	7 Jun 99	2	13.93 (.928)	q	0.174
5	1883	Milica EMINI	SRB	11 Oct 99	3	14.00 (.999)	q	0.165
6	1813	Paula SPRUDZANE	LAT	13 Mar 99	4	14.05	SB	0.178
7	1839	Kristina STENSvoll REPPE	NOR	3 Apr 00	8	14.27 (.269)		0.185

ALL-TIME TOP LIST

SEASON TOP LIST

RESULT	NAME	VENUE	DATE	RESULT	NAME	VENUE	2018
12.74	Dior HALL (USA)	Eugene (Hayward Field), OR	13 Jun 15	12.75	Chanel BRISSETT (USA)	Palo Alto (USA)	13 May
12.75	Chanel BRISSETT (USA)	Palo Alto (USA)	13 May 18	12.86	Cortney JONES (USA)	Eugene (USA)	7 Jun
12.83	Tobi AMUSAN (NGR)	El Paso, TX	30 Apr 16	12.89	Tia JONES (USA)	Bloomington, IN (USA)	16 Jun
12.84	Aliuska LÓPEZ (CUB)	Zagreb	16 Jul 87	13.00	Cyréna SAMBA-MAYELA (FRA)	Grenoble (FRA)	20 May
12.84	Tia JONES (USA)	Clovis (Veteran's Memorial), CA	25 Jun 16	13.09	Tara DAVIS (USA)	Eugene (USA)	7 Jun
12.85	Elvira HERMAN (BLR)	Bydgoszcz (Stadion Zawisza)	24 Jul 16	13.09	Amoi BROWN (JAM)	Kingston (JAM)	23 Jun
12.86	Cortney JONES (USA)	Eugene (USA)	7 Jun 18	13.10	Caitlyn LITTLE (USA)	Knoxville (USA)	12 May
12.87	Kendell WILLIAMS (USA)	Eugene (Hayward Field), OR	6 Jul 14	13.12	Tiara MCMINN (USA)	Bloomington, IN (USA)	16 Jun
12.87	Rushelle BURTON (JAM)	Bydgoszcz (Stadion Zawisza)	24 Jul 16	13.16	Grace STARK (USA)	Kentwood (USA)	2 Jun
12.88	Olena KRASOVSKA (UKR)	Villeneuve-d'Ascq	25 Jun 95	13.19	Celeste MUCCI (AUS)	Gold Coast (Carrara Stadium)	12 Apr
				13.19	Britany ANDERSON (JAM)	Kingston (JAM)	23 Jun



RESULTS



400 Metres Hurdles Women - Final

RECORDS	RESULT	NAME	COUNTRY	AGE	VENUE	DATE
World U20 Record	WU20R *	52.75	Sydney MCLAUGHLIN	USA	19	Knoxville (USA) 13 May 2018
Championships Record	CR	54.70	Lashinda DEMUS	USA	19	Kingston (NS), JAM 19 Jul 2002
World U20 Leading	WU20L	52.75	Sydney MCLAUGHLIN	USA	19	Knoxville (USA) 13 May 2018

*1 = Pending ratification

Area U20 Record	AU20R	National U20 Record	NU20R	Personal Best	PB	Season Best	SB
-----------------	--------------	---------------------	--------------	---------------	-----------	-------------	-----------

13 July 2018 20:33 START TIME 21° C TEMPERATURE 73 % HUMIDITY

PLACE	BIB	NAME	COUNTRY	DATE OF BIRTH	LANE	RESULT	REACTION	Fn
1	1875	Zeney VAN DER WALT	RSA	22 May 00	5	55.34		0.206
2	1773	Shiann SALMON	JAM	31 Mar 99	4	56.11		0.167
3	1893	Yasmin GIGER	SUI	6 Nov 99	8	56.98	SB	0.179
4	1631	Sara GALLEGO	ESP	11 Oct 00	6	57.11	NU20R	0.190
5	1909	Emma ZAPLETALOVÁ	SVK	24 Mar 00	3	57.35		0.000
6	1849	Natalia WOSZTYL	POL	28 Aug 99	2	58.17		0.193
7	1953	Brooke JAWORSKI	USA	16 Jan 01	1	58.43		0.171
8	1562	Xahria SANTIAGO	CAN	9 Oct 99	7	58.49		0.199

ALL-TIME TOP LIST				SEASON TOP LIST			
RESULT	NAME	VENUE	DATE	RESULT	NAME	VENUE	2018
52.75	Sydney MCLAUGHLIN (USA)	Knoxville (USA)	13 May 18	52.75	Sydney MCLAUGHLIN (USA)	Knoxville (USA)	13 May
54.40	Xinq WANG (CHN)	Nanjing	21 Oct 05	55.05	Zeney VAN DER WALT (RSA)	Pretoria (RSA)	17 Mar
54.58	Ristananna TRACEY (JAM)	Kingston (NS), JAM	24 Jun 11	55.78	Shiann SALMON (JAM)	Kingston (JAM)	23 Mar
54.70	Lashinda DEMUS (USA)	Kingston (NS), JAM	19 Jul 02	56.69	Xahria SANTIAGO (CAN)	Bloomington, IN (USA)	13 May
54.93	Rui LI (CHN)	Shanghai	22 Oct 97	56.98	Yasmin GIGER (SUI)	Tampere	13 Jul
55.05	Zeney VAN DER WALT (RSA)	Pretoria (RSA)	17 Mar 18	57.11	Sara GALLEGO (ESP)	Tampere	13 Jul
55.07	Shamier LITTLE (USA)	Eugene (Hayward Field), OR	13 Jun 14	57.19	Sanique WALKER (JAM)	Kingston (JAM)	4 Mar
55.11	Kaliese SPENCER (JAM)	Beijing (Chaoyang Sport Center)	17 Aug 06	57.22	Emma ZAPLETALOVÁ (SVK)	Tampere	12 Jul
55.15	Xiaoxiao HUANG (CHN)	Guangzhou	22 Nov 01	57.53	Jurnee WOODWARD (USA)	Bloomington, IN (USA)	16 Jun
55.20	Leslie MAXIE (USA)	San Jose, CA	9 Jun 84	57.57	Brooke JAWORSKI (USA)	Tampere	12 Jul
55.20	Jana PITTMAN (AUS)	Pietersburg	18 Mar 00				
55.20	Anna COCKRELL (USA)	Bydgoszcz (Stadion Zawisza)	22 Jul 16				



RESULT PROGRESSION



400 Metres Hurdles Women - Final

RECORDS	RESULT	NAME	COUNTRY	AGE	VENUE	DATE
World U20 Record	WU20R *	52.75	Sydney MCLAUGHLIN	USA	19	Knoxville (USA) 13 May 2018
Championships Record	CR	54.70	Lashinda DEMUS	USA	19	Kingston (NS), JAM 19 Jul 2002
World U20 Leading	WU20L	52.75	Sydney MCLAUGHLIN	USA	19	Knoxville (USA) 13 May 2018
*1 = Pending ratification						
Area U20 Record	AU20R	National U20 Record	NU20R	Personal Best	PB	Season Best
					SB	

13 July 2018

RANK	BIB	NAME	COUNTRY	DATE of BIRTH	PHASE	HEAT	LANE	PLACE	RESULT
1	1875	Zeney VAN DER WALT	RSA	22 May 00	Final	1	5	1	55.34
					Semi-Final	1	5	2	56.72 Q
					Round 1	2	2	1	57.78 Q
2	1773	Shiann SALMON	JAM	31 Mar 99	Final	1	4	2	56.11
					Semi-Final	2	4	1	56.29 Q
					Round 1	5	6	3	58.14 Q
3	1893	Yasmin GIGER	SUI	6 Nov 99	Final	1	8	3	56.98 SB
					Semi-Final	2	3	5	57.44 Q
					Round 1	4	8	4	58.18 Q
4	1631	Sara GALLEGO	ESP	11 Oct 00	Final	1	6	4	57.11 NU20R
					Semi-Final	1	4	3	57.18 Q NU20R
					Round 1	3	1	5	58.27 Q
5	1909	Emma ZAPLETALOVÁ	SVK	24 Mar 00	Final	1	3	5	57.35
					Semi-Final	3	6	4	57.22 Q NU20R
					Round 1	4	2	7	58.45 Q
6	1849	Natalia WOSZTYL	POL	28 Aug 99	Final	1	2	6	58.17
					Semi-Final	2	6	8	57.68 q PB
					Round 1	5	2	9	58.46 Q
7	1953	Brooke JAWORSKI	USA	16 Jan 01	Final	1	1	7	58.43
					Semi-Final	3	5	7	57.57 q PB
					Round 1	1	4	6	58.42 Q
8	1562	Xahria SANTIAGO	CAN	9 Oct 99	Final	1	7	8	58.49
					Semi-Final	3	4	6	57.55 Q
					Round 1	3	8	2	58.09 Q

ALL-TIME TOP LIST				SEASON TOP LIST			
RESULT	NAME	VENUE	DATE	RESULT	NAME	VENUE	2018
52.75	Sydney MCLAUGHLIN (USA)	Knoxville (USA)	13 May 18	52.75	Sydney MCLAUGHLIN (USA)	Knoxville (USA)	13 May
54.40	Xinq WANG (CHN)	Nanjing	21 Oct 05	55.05	Zeney VAN DER WALT (RSA)	Pretoria (RSA)	17 Mar
54.58	Ristananna TRACEY (JAM)	Kingston (NS), JAM	24 Jun 11	55.78	Shiann SALMON (JAM)	Kingston (JAM)	23 Mar
54.70	Lashinda DEMUS (USA)	Kingston (NS), JAM	19 Jul 02	56.69	Xahria SANTIAGO (CAN)	Bloomington, IN (USA)	13 May
54.93	Rui LI (CHN)	Shanghai	22 Oct 97	56.98	Yasmin GIGER (SUI)	Tampere	13 Jul
55.05	Zeney VAN DER WALT (RSA)	Pretoria (RSA)	17 Mar 18	57.11	Sara GALLEGO (ESP)	Tampere	13 Jul
55.07	Shamier LITTLE (USA)	Eugene (Hayward Field), OR	13 Jun 14	57.19	Sanique WALKER (JAM)	Kingston (JAM)	4 Mar
55.11	Kaliese SPENCER (JAM)	Beijing (Chaoyang Sport Center)	17 Aug 06	57.22	Emma ZAPLETALOVÁ (SVK)	Tampere	12 Jul
55.15	Xiaoxiao HUANG (CHN)	Guangzhou	22 Nov 01	57.53	Jurnee WOODWARD (USA)	Bloomington, IN (USA)	16 Jun
55.20	Leslie MAXIE (USA)	San Jose, CA	9 Jun 84	57.57	Brooke JAWORSKI (USA)	Tampere	12 Jul
55.20	Jana PITTMAN (AUS)	Pietersburg	18 Mar 00				
55.20	Anna COCKRELL (USA)	Bydgoszcz (Stadion Zawisza)	22 Jul 16				



SUMMARY



400 Metres Hurdles Women - Semi-Final

First 2 in each heat (Q) and the next 2 fastest (q) advance to the Final

RECORDS	RESULT	NAME	COUNTRY	AGE	VENUE	DATE
World U20 Record	WU20R *	52.75 Sydney MCLAUGHLIN	USA	19	Knoxville (USA)	13 May 2018
Championships Record	CR	54.70 Lashinda DEMUS	USA	19	Kingston (NS), JAM	19 Jul 2002
World U20 Leading	WU20L	52.75 Sydney MCLAUGHLIN	USA	19	Knoxville (USA)	13 May 2018

*1 = Pending ratification

Area U20 Record	AU20R	National U20 Record	NU20R	Personal Best	PB	Season Best	SB
-----------------	--------------	---------------------	--------------	---------------	-----------	-------------	-----------

12 July 2018

RANK	PLACE	HEAT	LANE	BIB	NAME	COUNTRY	DATE of BIRTH	RESULT	
1	1	2	4	1773	Shiann SALMON	JAM	31 Mar 99	56.29	Q
2	1	1	5	1875	Zeney VAN DER WALT	RSA	22 May 00	56.72	Q
3	2	1	4	1631	Sara GALLEGO	ESP	11 Oct 00	57.18	Q NU20R
4	1	3	6	1909	Emma ZAPLETALOVÁ	SVK	24 Mar 00	57.22	Q NU20R
5	2	2	3	1893	Yasmin GIGER	SUI	6 Nov 99	57.44	Q
6	2	3	4	1562	Xahria SANTIAGO	CAN	9 Oct 99	57.55	Q
7	3	3	5	1953	Brooke JAWORSKI	USA	16 Jan 01	57.57	q PB
8	3	2	6	1849	Natalia WOSZTYL	POL	28 Aug 99	57.68	q PB
9	3	1	3	1657	Viivi LEHIKONEN	FIN	27 Aug 99	57.70	SB
10	4	1	2	1619	Maria Fernanda MATOS	DOM	20 Apr 99	57.74	NU20R
11	5	1	6	1723	Sára MÁTÓ	HUN	23 Dec 00	57.83	NU20R
12	4	2	5	1977	Jurnee WOODWARD	USA	21 Nov 99	58.20	
13	4	3	8	1658	Nea MATTILA	FIN	24 Nov 99	58.26	PB
14	6	1	1	1870	Iulia Nicoleta BANAGA	ROU	29 Oct 99	58.59	PB
15	7	1	8	1712	Sylvia SCHULZ	GER	3 Mar 99	58.79	
16	8	1	7	1817	Gabija GALVYDYTE	LTU	17 Jan 00	58.88	NU20R
17	5	2	1	1836	Solveig HERNANDEZ VRÅLE	NOR	26 Jul 99	58.96	
18	5	3	7	1551	Chayenne DA SILVA	BRA	5 Feb 00	59.19	
19	6	2	7	1789	Moeka SEKIMOTO	JPN	23 Feb 00	59.48	
20	6	3	1	1514	Jarmillia MURPHY-KNIGHT	AUS	20 Dec 99	59.69	
21	7	3	2	1819	Ruta OKULIC-KAZARINAITE	LTU	8 Nov 99	59.83	
22	7	2	2	1594	Valeria CABEZAS	COL	16 Jan 01	1:00.53 (.527)	
23	8	2	8	1550	Marlene SANTOS	BRA	24 Oct 99	1:00.53 (.529)	
		3	3	1774	Sanique WALKER	JAM	8 Apr 00	DNS	

ALL-TIME TOP LIST				SEASON TOP LIST			
RESULT	NAME	VENUE	DATE	RESULT	NAME	VENUE	2018
52.75	Sydney MCLAUGHLIN (USA)	Knoxville (USA)	13 May 18	52.75	Sydney MCLAUGHLIN (USA)	Knoxville (USA)	13 May
54.40	Xinq WANG (CHN)	Nanjing	21 Oct 05	55.05	Zeney VAN DER WALT (RSA)	Pretoria (RSA)	17 Mar
54.58	Ristananna TRACEY (JAM)	Kingston (NS), JAM	24 Jun 11	55.78	Shiann SALMON (JAM)	Kingston (JAM)	23 Mar
54.70	Lashinda DEMUS (USA)	Kingston (NS), JAM	19 Jul 02	56.69	Xahria SANTIAGO (CAN)	Bloomington, IN (USA)	13 May
54.93	Rui LI (CHN)	Shanghai	22 Oct 97	57.11	Yasmin GIGER (SUI)	Basel (SUI)	21 May
55.05	Zeney VAN DER WALT (RSA)	Pretoria (RSA)	17 Mar 18	57.18	Sara GALLEGO (ESP)	Tampere	12 Jul
55.07	Shamier LITTLE (USA)	Eugene (Hayward Field), OR	13 Jun 14	57.19	Sanique WALKER (JAM)	Kingston (JAM)	4 Mar
55.11	Kaliese SPENCER (JAM)	Beijing (Chaoyang Sport Center)	17 Aug 06	57.22	Emma ZAPLETALOVÁ (SVK)	Tampere	12 Jul
55.15	Xiaoxiao HUANG (CHN)	Guangzhou	22 Nov 01	57.53	Jurnee WOODWARD (USA)	Bloomington, IN (USA)	16 Jun
55.20	Leslie MAXIE (USA)	San Jose, CA	9 Jun 84	57.57	Brooke JAWORSKI (USA)	Tampere	12 Jul
55.20	Jana PITTMAN (AUS)	Pietersburg	18 Mar 00				
55.20	Anna COCKRELL (USA)	Bydgoszcz (Stadion Zawisza)	22 Jul 16				



RESULTS



400 Metres Hurdles Women - Semi-Final

First 2 in each heat (Q) and the next 2 fastest (q) advance to the Final

RECORDS	RESULT	NAME	COUNTRY	AGE	VENUE	DATE
World U20 Record	WU20R *	52.75	Sydney MCLAUGHLIN	USA	19	Knoxville (USA) 13 May 2018
Championships Record	CR	54.70	Lashinda DEMUS	USA	19	Kingston (NS), JAM 19 Jul 2002
World U20 Leading	WU20L	52.75	Sydney MCLAUGHLIN	USA	19	Knoxville (USA) 13 May 2018

*¹ = Pending ratification

Area U20 Record	National U20 Record	Personal Best	Season Best
AU20R	NU20R	PB	SB

Heat 1

3

12 July 2018

18:49 START TIME

21° C TEMPERATURE 56 % HUMIDITY

PLACE	BIB	NAME	COUNTRY	DATE OF BIRTH	LANE	RESULT	REACTION	Fn
1	1875	Zeney VAN DER WALT	RSA	22 May 00	5	56.72	Q	0.201
2	1631	Sara GALLEGRO	ESP	11 Oct 00	4	57.18	Q	NU20R 0.183
3	1657	Viivi LEHIKONEN	FIN	27 Aug 99	3	57.70		SB 0.157
4	1619	Maria Fernanda MATOS	DOM	20 Apr 99	2	57.74		NU20R 0.146
5	1723	Sára MÁTÓ	HUN	23 Dec 00	6	57.83		NU20R 0.285
6	1870	Iulia Nicoleta BANAGA	ROU	29 Oct 99	1	58.59		PB 0.172
7	1712	Sylvia SCHULZ	GER	3 Mar 99	8	58.79		0.180
8	1817	Gabija GALVYDYTE	LTU	17 Jan 00	7	58.88		NU20R 0.211

Heat 2

3

12 July 2018

18:56 START TIME

21° C TEMPERATURE 56 % HUMIDITY

PLACE	BIB	NAME	COUNTRY	DATE OF BIRTH	LANE	RESULT	REACTION	Fn
1	1773	Shiann SALMON	JAM	31 Mar 99	4	56.29	Q	0.175
2	1893	Yasmin GIGER	SUI	6 Nov 99	3	57.44	Q	0.160
3	1849	Natalia WOSZTYL	POL	28 Aug 99	6	57.68	q	PB 0.225
4	1977	Jurnee WOODWARD	USA	21 Nov 99	5	58.20		0.235
5	1836	Solveig HERNANDEZ VRÅLE	NOR	26 Jul 99	1	58.96		0.140
6	1789	Moeka SEKIMOTO	JPN	23 Feb 00	7	59.48		0.189
7	1594	Valeria CABEZAS	COL	16 Jan 01	2	1:00.53		[.527] 0.148
8	1550	Marlene SANTOS	BRA	24 Oct 99	8	1:00.53		[.529] 0.185

Heat 3

3

12 July 2018

19:02 START TIME

21° C TEMPERATURE 56 % HUMIDITY

PLACE	BIB	NAME	COUNTRY	DATE OF BIRTH	LANE	RESULT	REACTION	Fn
1	1909	Emma ZAPLETALOVÁ	SVK	24 Mar 00	6	57.22	Q	NU20R 0.000
2	1562	Xahria SANTIAGO	CAN	9 Oct 99	4	57.55	Q	0.182
3	1953	Brooke JAWORSKI	USA	16 Jan 01	5	57.57	q	PB 0.197
4	1658	Nea MATTILA	FIN	24 Nov 99	8	58.26		PB 0.253
5	1551	Chayenne DA SILVA	BRA	5 Feb 00	7	59.19		0.277
6	1514	Jarmillia MURPHY-KNIGHT	AUS	20 Dec 99	1	59.69		0.177
7	1819	Ruta OKULIC-KAZARINAITE	LTU	8 Nov 99	2	59.83		0.187
	1774	Sanique WALKER	JAM	8 Apr 00	3	DNS		

ALL-TIME TOP LIST

RESULT	NAME	VENUE	DATE
52.75	Sydney MCLAUGHLIN (USA)	Knoxville (USA)	13 May 18
54.40	Xinq WANG (CHN)	Nanjing	21 Oct 05
54.58	Ristananna TRACEY (JAM)	Kingston (NS), JAM	24 Jun 11
54.70	Lashinda DEMUS (USA)	Kingston (NS), JAM	19 Jul 02
54.93	Rui LI (CHN)	Shanghai	22 Oct 97
55.05	Zeney VAN DER WALT (RSA)	Pretoria (RSA)	17 Mar 18
55.07	Shamier LITTLE (USA)	Eugene (Hayward Field), OR	13 Jun 14
55.11	Kaliese SPENCER (JAM)	Beijing (Chaoyang Sport Center)	17 Aug 06
55.15	Xiaoxiao HUANG (CHN)	Guangzhou	22 Nov 01
55.20	Leslie MAXIE (USA)	San Jose, CA	9 Jun 84
55.20	Jana PITTMAN (AUS)	Pietersburg	18 Mar 00
55.20	Anna COCKRELL (USA)	Bydgoszcz (Stadion Zawisza)	22 Jul 16

SEASON TOP LIST

RESULT	NAME	VENUE	2018
52.75	Sydney MCLAUGHLIN (USA)	Knoxville (USA)	13 May
55.05	Zeney VAN DER WALT (RSA)	Pretoria (RSA)	17 Mar
55.78	Shiann SALMON (JAM)	Kingston (JAM)	23 Mar
56.69	Xahria SANTIAGO (CAN)	Bloomington, IN (USA)	13 May
57.11	Yasmin GIGER (SUI)	Basel (SUI)	21 May
57.18	Sara GALLEGRO (ESP)	Tampere	12 Jul
57.19	Sanique WALKER (JAM)	Kingston (JAM)	4 Mar
57.22	Emma ZAPLETALOVÁ (SVK)	Tampere	12 Jul
57.53	Jurnee WOODWARD (USA)	Bloomington, IN (USA)	16 Jun
57.57	Brooke JAWORSKI (USA)	Tampere	12 Jul



SUMMARY



400 Metres Hurdles Women - Round 1

First 3 in each heat (Q) and the next 6 fastest (q) advance to the Semi-Finals

RECORDS	RESULT	NAME	COUNTRY	AGE	VENUE	DATE
World U20 Record WU20R * ¹	52.75	Sydney MCLAUGHLIN	USA	19	Knoxville (USA)	13 May 2018
Championships Record CR	54.70	Lashinda DEMUS	USA	19	Kingston (NS), JAM	19 Jul 2002
World U20 Leading WU20L	52.75	Sydney MCLAUGHLIN	USA	19	Knoxville (USA)	13 May 2018
* ¹ = Pending ratification						
Area U20 Record AU20R	National U20 Record NU20R	Personal Best PB	Season Best SB			

11 July 2018

RANK	PLACE	HEAT	LANE	BIB	NAME	COUNTRY	DATE of BIRTH	RESULT	
1	1	2	2	1875	Zeney VAN DER WALT	RSA	22 May 00	57.78	Q
2	1	3	8	1562	Xahria SANTIAGO	CAN	9 Oct 99	58.09	Q
3	1	5	6	1773	Shiann SALMON	JAM	31 Mar 99	58.14	Q
4	1	4	8	1893	Yasmin GIGER	SUI	6 Nov 99	58.18	Q
5	2	3	1	1631	Sara GALLEGO	ESP	11 Oct 00	58.27	Q
6	1	1	4	1953	Brooke JAWORSKI	USA	16 Jan 01	58.42	Q
7	2	4	2	1909	Emma ZAPLETALOVÁ	SVK	24 Mar 00	58.45 (.448)	Q
8	2	1	3	1774	Sanique WALKER	JAM	8 Apr 00	58.45 (.449)	Q
9	2	5	2	1849	Natalia WOSZTYL	POL	28 Aug 99	58.46	Q
10	3	1	5	1712	Sylvia SCHULZ	GER	3 Mar 99	58.79	Q
11	3	5	4	1658	Nea MATTILA	FIN	24 Nov 99	58.82	Q PB
12	1	6	2	1723	Sára MÁTÓ	HUN	23 Dec 00	58.88	Q
13	2	6	4	1977	Jurnee WOODWARD	USA	21 Nov 99	58.91	Q
14	3	3	6	1550	Marlene SANTOS	BRA	24 Oct 99	59.00	Q
15	2	2	6	1657	Viivi LEHIKOINEN	FIN	27 Aug 99	59.10 (.092)	Q
16	4	3	7	1870	Iulia Nicoleta BANAGA	ROU	29 Oct 99	59.10 (.093)	q SB
17	3	2	8	1789	Moeka SEKIMOTO	JPN	23 Feb 00	59.16	Q SB
18	4	2	7	1514	Jarmillia MURPHY-KNIGHT	AUS	20 Dec 99	59.19	q PB
19	3	4	4	1551	Chayenne DA SILVA	BRA	5 Feb 00	59.26	Q
20	4	4	5	1836	Solveig HERNANDEZ VRÅLE	NOR	26 Jul 99	59.28	q
21	5	3	3	1594	Valeria CABEZAS	COL	16 Jan 01	59.52	q PB
22	5	2	5	1819	Ruta OKULIC-KAZARINAITE	LTU	8 Nov 99	59.58	q PB
23	3	6	1	1817	Gabija GALVYDYTE	LTU	17 Jan 00	59.66	Q SB
24	4	1	8	1619	Maria Fernanda MATOS	DOM	20 Apr 99	59.71	q
25	5	4	6	1707	Lisa Sophie HARTMANN	GER	22 Nov 99	59.76	
26	6	3	4	1515	Annamaria LESZCZYNSKA	AUS	18 Feb 00	59.94	
27	6	4	1	1823	Noura ENNADI	MAR	5 Apr 99	59.95	PB
28	5	1	7	1724	Janka MOLNÁR	HUN	5 Jan 01	1:00.13	SB
29	4	6	3	1838	Marie SKJÆGGESTAD	NOR	18 Jan 99	1:00.17	
30	6	2	4	1585	Jiadie MO	CHN	6 Jan 00	1:00.44	
31	4	5	8	1790	Kasumi YOSHIDA	JPN	10 Mar 99	1:00.61	
32	5	5	3	1546	Valiantsina CHYMBAR	BLR	2 Aug 00	1:00.90	
33	5	6	7	1502	Loubna BENHADJA	ALG	11 Feb 01	1:01.24	
34	7	4	7	1939	Maryana SHOSTAK	UKR	24 Oct 00	1:01.26	
35	6	6	5	1581	Tianlu LAN	CHN	15 Oct 99	1:01.45	
36	6	1	6	1607	Lucie KRUPAROVÁ	CZE	11 Jul 99	1:01.49	
37	8	4	3	1759	Anna POLINARI	ITA	7 Feb 99	1:01.59	
38	7	6	6	1873	Rogail JOSEPH	RSA	22 Apr 00	1:01.68	
39	7	1	1	1878	Tjaša ŽELENZIK	SLO	19 Aug 99	1:01.73	
40	8	1	2	1504	Alina SHARKOVA	ANA	7 Apr 00	1:02.20	

SUMMARY
400 Metres Hurdles Women - Round 1

11 July 2018

RANK	PLACE	HEAT	LANE	BIB	NAME	COUNTRY	DATE of BIRTH	RESULT
41	7	3	2	1933	Tetyana BEZSHYKKO	UKR	10 Feb 00	1:02.35
42	6	5	7	1563	Megan CHAMPOUX	CAN	1 Oct 99	1:02.93
43	8	3	5	1882	Beatrice BERTI	SMR	12 Jun 99	1:03.19
44	8	6	8	1611	Barbora VESELÁ	CZE	17 Jan 00	1:03.44
45	7	5	5	1915	Jui-Hsuan YANG	TPE	24 Oct 00	1:04.56
		2	3	1640	Piibe Kirke ALJAS	EST	16 Mar 00	DNF

NU20R

ALL-TIME TOP LIST				SEASON TOP LIST			
RESULT	NAME	VENUE	DATE	RESULT	NAME	VENUE	2018
52.75	Sydney MCLAUGHLIN (USA)	Knoxville (USA)	13 May 18	52.75	Sydney MCLAUGHLIN (USA)	Knoxville (USA)	13 May
54.40	Xinq WANG (CHN)	Nanjing	21 Oct 05	55.05	Zeney VAN DER WALT (RSA)	Pretoria (RSA)	17 Mar
54.58	Ristananna TRACEY (JAM)	Kingston (NS), JAM	24 Jun 11	55.78	Shiann SALMON (JAM)	Kingston (JAM)	23 Mar
54.70	Lashinda DEMUS (USA)	Kingston (NS), JAM	19 Jul 02	56.69	Xahria SANTIAGO (CAN)	Bloomington, IN (USA)	13 May
54.93	Rui LI (CHN)	Shanghai	22 Oct 97	57.11	Yasmin GIGER (SUI)	Basel (SUI)	21 May
55.05	Zeney VAN DER WALT (RSA)	Pretoria (RSA)	17 Mar 18	57.19	Sanique WALKER (JAM)	Kingston (JAM)	4 Mar
55.07	Shamier LITTLE (USA)	Eugene (Hayward Field), OR	13 Jun 14	57.53	Jurnee WOODWARD (USA)	Bloomington, IN (USA)	16 Jun
55.11	Kaliese SPENCER (JAM)	Beijing (Chaoyang Sport Center)	17 Aug 06	57.63	Brooke JAWORSKI (USA)	Bloomington, IN (USA)	16 Jun
55.15	Xiaoxiao HUANG (CHN)	Guangzhou	22 Nov 01	57.65	Masai RUSSELL (USA)	Bloomington, IN (USA)	16 Jun
55.20	Leslie MAXIE (USA)	San Jose, CA	9 Jun 84	57.77	Vanessa WATSON (USA)	Bloomington, IN (USA)	16 Jun
55.20	Jana PITTMAN (AUS)	Pietersburg	18 Mar 00				
55.20	Anna COCKRELL (USA)	Bydgoszcz (Stadion Zawisza)	22 Jul 16				



RESULTS



400 Metres Hurdles Women - Round 1

First 3 in each heat (Q) and the next 6 fastest (q) advance to the Semi-Finals

RECORDS	RESULT	NAME	COUNTRY	AGE	VENUE	DATE
World U20 Record	WU20R *	52.75	Sydney MCLAUGHLIN	USA	19	Knoxville (USA) 13 May 2018
Championships Record	CR	54.70	Lashinda DEMUS	USA	19	Kingston (NS), JAM 19 Jul 2002
World U20 Leading	WU20L	52.75	Sydney MCLAUGHLIN	USA	19	Knoxville (USA) 13 May 2018

*¹ = Pending ratification

Area U20 Record	National U20 Record	Personal Best	Season Best
AU20R	NU20R	PB	SB

Heat 1		6	11 July 2018	10:30 START TIME	21° C	53 %		
				TEMPERATURE	HUMIDITY			
PLACE	BIB	NAME	COUNTRY	DATE OF BIRTH	LANE	RESULT	REACTION	Fn
1	1953	Brooke JAWORSKI	USA	16 Jan 01	4	58.42	Q	0.187
2	1774	Sanique WALKER	JAM	8 Apr 00	3	58.45 [.449]	Q	0.189
3	1712	Sylvia SCHULZ	GER	3 Mar 99	5	58.79	Q	0.167
4	1619	Maria Fernanda MATOS	DOM	20 Apr 99	8	59.71	q	0.171
5	1724	Janka MOLNÁR	HUN	5 Jan 01	7	1:00.13	SB	0.208
6	1607	Lucie KRUPAROVÁ	CZE	11 Jul 99	6	1:01.49		0.204
7	1878	Tjaša ŽELENIK	SLO	19 Aug 99	1	1:01.73		0.189
8	1504	Alina SHARKOVA	ANA	7 Apr 00	2	1:02.20		0.163

Heat 2		6	11 July 2018	10:38 START TIME	21° C	53 %		
				TEMPERATURE	HUMIDITY			
PLACE	BIB	NAME	COUNTRY	DATE OF BIRTH	LANE	RESULT	REACTION	Fn
1	1875	Zeney VAN DER WALT	RSA	22 May 00	2	57.78	Q	0.187
2	1657	Viivi LEHIKONEN	FIN	27 Aug 99	6	59.10 [.092]	Q	0.156
3	1789	Moeka SEKIMOTO	JPN	23 Feb 00	8	59.16	Q SB	0.172
4	1514	Jarmillia MURPHY-KNIGHT	AUS	20 Dec 99	7	59.19	q PB	0.188
5	1819	Ruta OKULIC-KAZARINAITE	LTU	8 Nov 99	5	59.58	q PB	0.191
6	1585	Jiadie MO	CHN	6 Jan 00	4	1:00.44		0.215
1640	Piibe Kirke ALJAS	EST	16 Mar 00	3	DNF		0.202	

Heat 3		6	11 July 2018	10:46 START TIME	21° C	53 %		
				TEMPERATURE	HUMIDITY			
PLACE	BIB	NAME	COUNTRY	DATE OF BIRTH	LANE	RESULT	REACTION	Fn
1	1562	Xahria SANTIAGO	CAN	9 Oct 99	8	58.09	Q	0.165
2	1631	Sara GALLEGO	ESP	11 Oct 00	1	58.27	Q	0.198
3	1550	Marlene SANTOS	BRA	24 Oct 99	6	59.00	Q	0.220
4	1870	Iulia Nicoleta BANAGA	ROU	29 Oct 99	7	59.10 [.093]	q SB	0.198
5	1594	Valeria CABEZAS	COL	16 Jan 01	3	59.52	q PB	0.172
6	1515	Annamaria LESZCZYNSKA	AUS	18 Feb 00	4	59.94		0.179
7	1933	Tetyana BEZSHYYKO	UKR	10 Feb 00	2	1:02.35		0.163
8	1882	Beatrice BERTI	SMR	12 Jun 99	5	1:03.19	NU20R	0.221

Heat 4		6	11 July 2018	10:53 START TIME	21° C	53 %		
				TEMPERATURE	HUMIDITY			
PLACE	BIB	NAME	COUNTRY	DATE OF BIRTH	LANE	RESULT	REACTION	Fn
1	1893	Yasmin GIGER	SUI	6 Nov 99	8	58.18	Q	0.181
2	1909	Emma ZAPLETALOVÁ	SVK	24 Mar 00	2	58.45 [.448]	Q	0.235
3	1551	Chayenne DA SILVA	BRA	5 Feb 00	4	59.26	Q	0.221
4	1836	Solveig HERNANDEZ VRÅLE	NOR	26 Jul 99	5	59.28	q	0.160
5	1707	Lisa Sophie HARTMANN	GER	22 Nov 99	6	59.76		0.192
6	1823	Noura ENNADI	MAR	5 Apr 99	1	59.95	PB	0.000
7	1939	Maryana SHOSTAK	UKR	24 Oct 00	7	1:01.26		0.230
8	1759	Anna POLINARI	ITA	7 Feb 99	3	1:01.59		0.154

RESULTS
400 Metres Hurdles Women - Round 1

Heat 5

6

11 July 2018 11:01 START TIME

21° C TEMPERATURE 53 % HUMIDITY

PLACE	BIB	NAME	COUNTRY	DATE OF BIRTH	LANE	RESULT	REACTION	Fn
1	1773	Shiann SALMON	JAM	31 Mar 99	6	58.14	Q	0.189
2	1849	Natalia WOSZTYL	POL	28 Aug 99	2	58.46	Q	0.196
3	1658	Nea MATTILA	FIN	24 Nov 99	4	58.82	Q PB	0.191
4	1790	Kasumi YOSHIDA	JPN	10 Mar 99	8	1:00.61		0.000
5	1546	Valiantsina CHYMBAR	BLR	2 Aug 00	3	1:00.90		0.178
6	1563	Megan CHAMPOUX	CAN	1 Oct 99	7	1:02.93		0.204
7	1915	Jui-Hsuan YANG	TPE	24 Oct 00	5	1:04.56		0.215

Heat 6

6

11 July 2018 11:08 START TIME

21° C TEMPERATURE 53 % HUMIDITY

PLACE	BIB	NAME	COUNTRY	DATE OF BIRTH	LANE	RESULT	REACTION	Fn
1	1723	Sára MÁTÓ	HUN	23 Dec 00	2	58.88	Q	0.181
2	1977	Jurnee WOODWARD	USA	21 Nov 99	4	58.91	Q	0.205
3	1817	Gabija GALVYDYTE	LTU	17 Jan 00	1	59.66	Q SB	0.220
4	1838	Marie SKJÆGGESTAD	NOR	18 Jan 99	3	1:00.17		0.193
5	1502	Loubna BENHADJA	ALG	11 Feb 01	7	1:01.24		0.200
6	1581	Tianlu LAN	CHN	15 Oct 99	5	1:01.45		0.300
7	1873	Rogail JOSEPH	RSA	22 Apr 00	6	1:01.68		0.224
8	1611	Barbora VESELÁ	CZE	17 Jan 00	8	1:03.44		0.165

ALL-TIME TOP LIST

SEASON TOP LIST

RESULT	NAME	VENUE	DATE	RESULT	NAME	VENUE	2018
52.75	Sydney MCLAUGHLIN (USA)	Knoxville (USA)	13 May 18	52.75	Sydney MCLAUGHLIN (USA)	Knoxville (USA)	13 May
54.40	Xinq WANG (CHN)	Nanjing	21 Oct 05	55.05	Zeney VAN DER WALT (RSA)	Pretoria (RSA)	17 Mar
54.58	Ristananna TRACEY (JAM)	Kingston (NS), JAM	24 Jun 11	55.78	Shiann SALMON (JAM)	Kingston (JAM)	23 Mar
54.70	Lashinda DEMUS (USA)	Kingston (NS), JAM	19 Jul 02	56.69	Xahria SANTIAGO (CAN)	Bloomington, IN (USA)	13 May
54.93	Rui LI (CHN)	Shanghai	22 Oct 97	57.11	Yasmin GIGER (SUI)	Basel (SUI)	21 May
55.05	Zeney VAN DER WALT (RSA)	Pretoria (RSA)	17 Mar 18	57.19	Sanique WALKER (JAM)	Kingston (JAM)	4 Mar
55.07	Shamier LITTLE (USA)	Eugene (Hayward Field), OR	13 Jun 14	57.53	Jurnee WOODWARD (USA)	Bloomington, IN (USA)	16 Jun
55.11	Kaliese SPENCER (JAM)	Beijing (Chaoyang Sport Center)	17 Aug 06	57.63	Brooke JAWORSKI (USA)	Bloomington, IN (USA)	16 Jun
55.15	Xiaoxiao HUANG (CHN)	Guangzhou	22 Nov 01	57.65	Masai RUSSELL (USA)	Bloomington, IN (USA)	16 Jun
55.20	Leslie MAXIE (USA)	San Jose, CA	9 Jun 84	57.77	Vanessa WATSON (USA)	Bloomington, IN (USA)	16 Jun
55.20	Jana PITTMAN (AUS)	Pietersburg	18 Mar 00				
55.20	Anna COCKRELL (USA)	Bydgoszcz (Stadion Zawisza)	22 Jul 16				



RESULTS



High Jump Women - Final

RECORDS	RESULT	NAME	COUNTRY	AGE	VENUE	DATE	
World U20 Record	WU20R	2.01 Olga TURCHAK	URS	19	Moskva	7 Jul 1986	
World U20 Record	WU20R	2.01 Heike BALCK	GDR	19	Karl-Marx-Stadt	18 Jun 1989	
Championships Record	CR	2.00 Alina ASTAFEI	ROU	19	Sudbury (Laurentian University Stadium)	29 Jul 1988	
World U20 Leading	WU20L	1.94 Yaroslava MAHUCHIKH	UKR	17	Gyor (HUN)	8 Jul 2018	
Area U20 Record	AU20R	National U20 Record	NU20R	Personal Best	PB	Season Best	SB

15 July 2018 13:42 START TIME 26° C 39 %
TEMPERATURE HUMIDITY
15:13 END TIME 27° C 42 %

PLACE	BIB	NAME	COUNTRY	DATE of BIRTH	ORDER	RESULT		1.75	1.80	1.84	1.87	1.90	1.92	1.95			
1	2317	Karyna TARANDA	BLR	10 Feb 99	9	1.92	NU20R	XO	0	0	0	0	XO	XXX			
2	2409	Sommer LECKY	IRL	14 Jun 00	1	1.90	NU20R	0	XO	0	XO	0	XXX				
3	2345	María Fernanda MURILLO	COL	21 Jan 99	10	1.90	AU20R	0	0	0	0	XO	XXX				
4	2348	Isis K. GUERRA	CUB	11 Nov 99	2	1.87	PB	0	0	0	0	XXX					
5	2304	Mariya KOCHANOVA	ANA	30 May 02	12	1.87	PB	0	0	XO	XO	XXX					
6	2434	Urte BAIKŠTYTE	LTU	8 May 99	3	1.87	PB	0	XXO	0	XO	XXX					
7	2466	Maja Helena NILSSON	SWE	8 Dec 99	11	1.87		0	0	XO	XXO	XXX					
8	2392	Lavinja JÜRGENS	GER	13 Jan 00	6	1.84	PB	0	0	0	XXX						
8	2447	Martyna LEWANDOWSKA	POL	26 Oct 00	5	1.84	SB	0	0	0	XXX						
10	2384	Abby WARD	GBR	19 Apr 99	4	1.84	SB	0	0	XO	XXX						
11	2499	Shelby TYLER	USA	28 Mar 01	7	1.80		0	XO	XXX							
12	2423	Lamara DISTIN	JAM	3 Mar 00	8	1.75		0	XXX								

ALL-TIME TOP LIST				SEASON TOP LIST			
RESULT	NAME	VENUE	DATE	RESULT	NAME	VENUE	2018
2.01	Olga TURCHAK (URS)	Moskva	7 Jul 86	1.94	Yaroslava MAHUCHIKH (UKR)	Gyor (HUN)	8 Jul
2.01	Heike BALCK (GDR)	Karl-Marx-Stadt	18 Jun 89	1.92	Karyna TARANDA (BLR)	Tampere	15 Jul
2.00	Stefka KOSTADINOVA (BUL)	Sofia	25 Aug 84	1.90	María Fernanda MURILLO (COL)	Tampere	15 Jul
2.00	Alina ASTAFEI (ROU)	ury (Laurentian University Stadium)	29 Jul 88	1.90	Sommer LECKY (IRL)	Tampere	15 Jul
1.99	Vashti CUNNINGHAM (USA)	mento (Hornet Stadium), CA	23 Jun 17	1.89	Niamh EMERSON (GBR)	Tampere	12 Jul
1.98	Silvia COSTA (CUB)	Edmonton	11 Jul 83	1.88	Jiawen LU (CHN)	Jinzhou (CHN)	17 May
1.98	Yelena YELESINA (URS)	Nyíregyháza	13 Aug 88	1.87	Isis K. GUERRA (CUB)	Camagüey (CUB)	14 Mar
1.97	Svetlana ISAEVA-LESEVA (BUL)	Sofia	25 May 86	1.87	Maja Helena NILSSON (SWE)	Tampere	15 Jul
1.96	Charmaine GALE-WEAVERS (RSA)	Bloemfontein	4 Apr 81	1.87	Mariya KOCHANOVA (ANA)	Tampere	15 Jul
1.96	Marina KUPTSOVA (RUS)	Tula (Arsenal Stadium)	26 Jul 00	1.87	Urte BAIKŠTYTE (LTU)	Tampere	15 Jul
1.96	Blanka VLAŠIĆ (CRO)	Kingston (NS), JAM	20 Jul 02				
1.96	Airiné PALŠYTÉ (LTU)	Shenzhen	21 Aug 11				
1.96	Eleanor PATTERSON (AUS)	Townsville	7 Dec 13				



SUMMARY



High Jump Women - Qualification

With qualifying standard of 1.84 (Q) or at least the 12 best performers (q) advance to the Final

RECORDS	RESULT	NAME	COUNTRY	AGE	VENUE	DATE	
World U20 Record	WU20R	2.01 Olga TURCHAK	URS	19	Moskva	7 Jul 1986	
World U20 Record	WU20R	2.01 Heike BALCK	GDR	19	Karl-Marx-Stadt	18 Jun 1989	
Championships Record	CR	2.00 Alina ASTAFEI	ROU	19	Sudbury (Laurentian University Stadium)	29 Jul 1988	
World U20 Leading	WU20L	1.94 Yaroslava MAHUCHIKH	UKR	17	Gyor (HUN)	8 Jul 2018	
Area U20 Record	AU20R	National U20 Record	NU20R	Personal Best	PB	Season Best	SB

13 July 2018

RANK	PLACE	GROUP	BIB	NAME	COUNTRY	DATE of BIRTH	RESULT	
1	1	A	2317	Karyna TARANDA	BLR	10 Feb 99	1.84	Q
1	1	B	2447	Martyna LEWANDOWSKA	POL	26 Oct 00	1.84	Q SB
1	1	B	2409	Sommer LECKY	IRL	14 Jun 00	1.84	Q SB
1	1	B	2434	Urte BAIKŠTYTE	LTU	8 May 99	1.84	Q PB
5	2	A	2499	Shelby TYLER	USA	28 Mar 01	1.84	Q
5	4	B	2392	Lavinja JÜRGENS	GER	13 Jan 00	1.84	Q PB
7	5	B	2345	María Fernanda MURILLO	COL	21 Jan 99	1.84	Q
8	6	B	2466	Maja Helena NILSSON	SWE	8 Dec 99	1.84	Q
9	3	A	2304	Mariya KOCHANOVA	ANA	30 May 02	1.84	Q PB
10	4	A	2348	Isis K. GUERRA	CUB	11 Nov 99	1.84	Q
11	5	A	2384	Abby WARD	GBR	19 Apr 99	1.84	Q SB
12	7	B	2423	Lamara DISTIN	JAM	3 Mar 00	1.82	q
13	8	B	2487	Sanaa BARNES	USA	10 Aug 00	1.82	
14	9	B	2473	Rümeysa ÖKDEM	TUR	2 Jul 00	1.82	PB
15	6	A	2396	Bianca STICHLING	GER	4 Mar 00	1.80	
16	7	A	2312	Zita GOOSSENS	BEL	28 Jun 00	1.80	
17	10	B	2460	Monika ZAVILINSKÁ	SVK	2 Mar 99	1.80	PB
18	8	A	2469	Ching-Jung TSAI	TPE	17 Jan 00	1.80	
19	9	A	2314	Sara LUCIC	BIH	14 Apr 00	1.77	
20	11	B	2410	Maryam ABDULELAH	IRQ	20 Apr 00	1.77	
21	10	A	2337	Jiawen LU	CHN	19 Aug 02	1.77	
22	11	A	2313	Sakari FAMOUS	BER	10 Feb 00	1.70	

ALL-TIME TOP LIST				SEASON TOP LIST			
RESULT	NAME	VENUE	DATE	RESULT	NAME	VENUE	2018
2.01	Olga TURCHAK (URS)	Moskva	7 Jul 86	1.94	Yaroslava MAHUCHIKH (UKR)	Gyor (HUN)	8 Jul
2.01	Heike BALCK (GDR)	Karl-Marx-Stadt	18 Jun 89	1.90	María Fernanda MURILLO (COL)	Medellín (COL)	28 Apr
2.00	Stefka KOSTADINOVA (BUL)	Sofia	25 Aug 84	1.90	Karyna TARANDA (BLR)	Brest (BLR)	7 Jun
2.00	Alina ASTAFEI (ROU)	Sudbury (Laurentian University Stadium)	29 Jul 88	1.89	Niamh EMERSON (GBR)	Tampere	12 Jul
1.99	Vashti CUNNINGHAM (USA)	mento (Hornet Stadium), CA	23 Jun 17	1.88	Jiawen LU (CHN)	Jinzhou (CHN)	17 May
1.98	Silvia COSTA (CUB)	Edmonton	11 Jul 83	1.87	Isis K. GUERRA (CUB)	Camagüey (CUB)	14 Mar
1.98	Yelena YELESINA (URS)	Nyíregyháza	13 Aug 88	1.85	Lamara DISTIN (JAM)	Nassau (BAH)	2 Apr
1.97	Svetlana ISAEVA-LESEVA (BUL)	Sofia	25 May 86	1.85	Shelby TYLER (USA)	Bloomington, IN (USA)	16 Jun
1.96	Charmaine GALE-WEAVERS (RSA)	Bloemfontein	4 Apr 81	1.85	Sanaa BARNES (USA)	Bloomington, IN (USA)	16 Jun
1.96	Marina KUPTSOVA (RUS)	Tula (Arsenal Stadium)	26 Jul 00	1.84	Jelena ROWE (USA)	Lubbock, TX (USA)	5 May
1.96	Blanka VLAŠIĆ (CRO)	Kingston (NS), JAM	20 Jul 02	1.84	Abby WARD (GBR)	Manchester (GBR)	10 Jun
1.96	Airiné PALŠYTĖ (LTU)	Shenzhen	21 Aug 11	1.84	Sommer LECKY (IRL)	Bedford (GBR)	17 Jun
1.96	Eleanor PATTERSON (AUS)	Townsville	7 Dec 13	1.84	Alina YABLOKOVA (UZB)	Bishkek (KGZ)	17 Jun
				1.84	Vilena KOMAROVA (ANA)	Gyor (HUN)	5 Jul
				1.84	Mariya KOCHANOVA (ANA)	Tampere	13 Jul
				1.84	Lavinja JÜRGENS (GER)	Tampere	13 Jul
				1.84	Urte BAIKŠTYTE (LTU)	Tampere	13 Jul
				1.84	Maja Helena NILSSON (SWE)	Tampere	13 Jul
				1.84	Martyna LEWANDOWSKA (POL)	Tampere	13 Jul



RESULTS



High Jump Women - Qualification

With qualifying standard of 1.84 (Q) or at least the 12 best performers (q) advance to the Final

RECORDS	RESULT	NAME	COUNTRY	AGE	VENUE	DATE	
World U20 Record	WU20R	2.01 Olga TURCHAK	URS	19	Moskva	7 Jul 1986	
World U20 Record	WU20R	2.01 Heike BALCK	GDR	19	Karl-Marx-Stadt	18 Jun 1989	
Championships Record	CR	2.00 Alina ASTAFEI	ROU	19	Sudbury (Laurentian University Stadium)	29 Jul 1988	
World U20 Leading	WU20L	1.94 Yaroslava MAHUCHIKH	UKR	17	Gyor (HUN)	8 Jul 2018	
Area U20 Record	AU20R	National U20 Record	NU20R	Personal Best	PB	Season Best	SB

Group A

13 July 2018 11:39 START TIME 23° C TEMPERATURE 57 % HUMIDITY
12:51 END TIME 24° C 50 %

PLACE	BIB	NAME	COUNTRY	DATE of BIRTH	ORDER	RESULT	1.70	1.74	1.77	1.80	1.82	1.84				
1	2317	Karyna TARANDA	BLR	10 Feb 99	4	1.84 Q	-	0	0	0	0	0				
2	2499	Shelby TYLER	USA	28 Mar 01	6	1.84 Q	0	0	XO	0	XO	0				
3	2304	Mariya KOCHANOVA	ANA	30 May 02	5	1.84 Q PB	0	0	0	0	XO	XO				
4	2348	Isis K. GUERRA	CUB	11 Nov 99	10	1.84 Q	0	0	XO	XXO	0	XO				
5	2384	Abby WARD	GBR	19 Apr 99	11	1.84 Q SB	0	0	0	XO	XXO	XXO				
6	2396	Bianca STICHLING	GER	4 Mar 00	7	1.80	0	0	0	0	XXX					
7	2312	Zita GOOSSENS	BEL	28 Jun 00	1	1.80	0	0	XO	XO	XXX					
8	2469	Ching-Jung TSAI	TPE	17 Jan 00	2	1.80	XO	0	0	XXO	XXX					
9	2314	Sara LUCIC	BIH	14 Apr 00	9	1.77	0	XXO	0	XXX						
10	2337	Jiawen LU	CHN	19 Aug 02	3	1.77	0	XO	XO	XXX						
11	2313	Sakari FAMOUS	BER	10 Feb 00	8	1.70	0	XXX								



RESULTS
High Jump Women - Qualification

Group B

13 July 2018 11:40 START TIME 23° C 57 %
12:54 END TIME TEMPERATURE 24° C HUMIDITY 50 %

PLACE	BIB	NAME	COUNTRY	DATE of BIRTH	ORDER	RESULT	1.70	1.74	1.77	1.80	1.82	1.84				
1	2434	Urte BAIKŠTYTE	LTU	8 May 99	2	1.84 Q PB	0	0	0	0	0	0				
1	2409	Sommer LECKY	IRL	14 Jun 00	9	1.84 Q SB	0	0	0	0	0	0				
1	2447	Martyna LEWANDOWSKA	POL	26 Oct 00	4	1.84 Q SB	0	0	0	0	0	0				
4	2392	Lavinja JÜRGENS	GER	13 Jan 00	8	1.84 Q PB	0	0	0	XO	XO	0				
5	2345	María Fernanda MURILLO	COL	21 Jan 99	3	1.84 Q	0	-	XXO	XO	0	0				
6	2466	Maja Helena NILSSON	SWE	8 Dec 99	1	1.84 Q	-	0	0	0	0	XO				
7	2423	Lamara DISTIN	JAM	3 Mar 00	5	1.82 q	0	0	0	0	XO	XXX				
8	2487	Sanaa BARNES	USA	10 Aug 00	7	1.82	0	0	XO	XO	XO	XXX				
9	2473	Rümeysa ÖKDEM	TUR	2 Jul 00	11	1.82 PB	XXO	XXO	XO	XO	XO	XXX				
10	2460	Monika ZAVILINSKÁ	SVK	2 Mar 99	6	1.80 PB	0	0	0	XXO	XXX					
11	2410	Maryam ABDULELAH	IRQ	20 Apr 00	10	1.77	0	0	XO	XXX						

ALL-TIME TOP LIST

SEASON TOP LIST

RESULT	NAME	VENUE	DATE
2.01	Olga TURCHAK (URS)	Moskva	7 Jul 86
2.01	Heike BALCK (GDR)	Karl-Marx-Stadt	18 Jun 89
2.00	Stefka KOSTADINOVA (BUL)	Sofia	25 Aug 84
2.00	Alina ASTAFEI (ROU)	jury (Laurentian University Stadium)	29 Jul 88
1.99	Vashti CUNNINGHAM (USA)	mento (Hornet Stadium), CA	23 Jun 17
1.98	Silvia COSTA (CUB)	Edmonton	11 Jul 83
1.98	Yelena YELESINA (URS)	Nyíregyháza	13 Aug 88
1.97	Svetlana ISAEVA-LESEVA (BUL)	Sofia	25 May 86
1.96	Charmaine GALE-WEAVERS (RSA)	Bloemfontein	4 Apr 81
1.96	Marina KUPTSOVA (RUS)	Tula (Arsenal Stadium)	26 Jul 00
1.96	Blanka VLAŠIĆ (CRO)	Kingston (NS), JAM	20 Jul 02
1.96	Airiné PALŠYTĖ (LTU)	Shenzhen	21 Aug 11
1.96	Eleanor PATTERSON (AUS)	Townsville	7 Dec 13

RESULT	NAME	VENUE	2018
1.94	Yaroslava MAHUCHIKH (UKR)	Gyor (HUN)	8 Jul
1.90	María Fernanda MURILLO (COL)	Medellín (COL)	28 Apr
1.90	Karyna TARANDA (BLR)	Brest (BLR)	7 Jun
1.89	Niamh EMERSON (GBR)	Tampere	12 Jul
1.88	Jiawen LU (CHN)	Jinzhou (CHN)	17 May
1.87	Isis K. GUERRA (CUB)	Camagüey (CUB)	14 Mar
1.85	Lamara DISTIN (JAM)	Nassau (BAH)	2 Apr
1.85	Shelby TYLER (USA)	Bloomington, IN (USA)	16 Jun
1.85	Sanaa BARNES (USA)	Bloomington, IN (USA)	16 Jun
1.84	Jelena ROWE (USA)	Lubbock, TX (USA)	5 May
1.84	Abby WARD (GBR)	Manchester (GBR)	10 Jun
1.84	Sommer LECKY (IRL)	Bedford (GBR)	17 Jun
1.84	Atina YABLOKOVA (UZB)	Bishkek (KGZ)	17 Jun
1.84	Vilena KOMAROVA (ANA)	Gyor (HUN)	5 Jul
1.84	Mariya KOCHANOVA (ANA)	Tampere	13 Jul
1.84	Lavinja JÜRGENS (GER)	Tampere	13 Jul
1.84	Urte BAIKŠTYTE (LTU)	Tampere	13 Jul
1.84	Maja Helena NILSSON (SWE)	Tampere	13 Jul
1.84	Martyna LEWANDOWSKA (POL)	Tampere	13 Jul



RESULTS

Pole Vault Women - Final



RECORDS	RESULT	NAME	COUNTRY	AGE	VENUE	DATE	
World U20 Record	WU20R	4.71 Wilma MURTO	FIN	18	Zweibrücken	31 Jan 2016	
Championships Record	CR	4.55 Angelica MOSER	SUI	19	Bydgoszcz (Stadion Zawisza)	21 Jul 2016	
World U20 Leading	WU20L	4.60 Lisa GUNNARSSON	SWE	19	Austin, TX (USA)	31 Mar 2018	
Area U20 Record	AU20R	National U20 Record	NU20R	Personal Best	PB	Season Best	SB

12 July 2018 18:20 START TIME 21° C TEMPERATURE 56 % HUMIDITY
20:29 END TIME 21° C 56 %

PLACE	BIB	NAME	COUNTRY	DATE of BIRTH	ORDER	RESULT	3.85	4.00	4.10	4.20	4.25	4.30	4.35	4.40	4.51	4.60
1	2353	Amálie ŠVÁBÍKOVÁ	CZE	22 Nov 99	10	4.51	-	-	XO	0	-	0	0	0	XXO	Xr
2	2461	Lisa GUNNARSSON	SWE	20 Aug 99	6	4.35	-	-	0	XO	0	XO	XO	XXX		
3	2378	Alice MOINDROT	FRA	20 Aug 99	1	4.35	-	-	0	-	XXO	-	XXO	XXX		
4	2302	Yelizaveta BONDARENKO	ANA	1 Jul 99	11	4.35	-	-	0	XXO	-	XXO	XXO	XXX		
5	2442	Olivia MCTAGGART	NZL	9 Jan 00	3	4.30	-	0	XO	XO	-	XO	XXX			
6	2338	Chunge NIU	CHN	14 Feb 00	5	4.25	-	0	XO	0	0	XXX				
7	2365	Saga ANDERSSON	FIN	30 Mar 00	2	4.20	-	0	0	XO	XXX					
7	2492	Julia FIXSEN	USA	13 Nov 00	8	4.20	0	0	0	XO	XXX					
9	2380	Molly CAUDERY	GBR	17 Mar 00	9	4.10	-	-	0	XXX						
9	2340	Zuocheng WU	CHN	26 May 99	7	4.10	-	0	0	XXX						
11	2488	Rachel BAXTER	USA	5 Apr 99	12	4.00	-	0	XXX							
12	2361	Meritxell BENITO	ESP	25 Sep 99	4	4.00	XXO	0	XXX							

ALL-TIME TOP LIST				SEASON TOP LIST			
RESULT	NAME	VENUE	DATE	RESULT	NAME	VENUE	2018
4.64	Eliza MCCARTNEY (NZL)	Auckland (Mount Smart)	19 Dec 15	4.60	Lisa GUNNARSSON (SWE)	Austin, TX (USA)	31 Mar
4.61	Alena LUTKOVSKEYA (RUS)	Irkutsk	21 May 15	4.53	Molly CAUDERY (GBR)	Mannheim (GER)	23 Jun
4.60	Robeilys PEINADO (VEN)	Barquisimeto	20 May 15	4.51	Amálie ŠVÁBÍKOVÁ (CZE)	Tampere	12 Jul
4.60	Lisa GUNNARSSON (SWE)	Austin, TX (USA)	31 Mar 18	4.42	Alice MOINDROT (FRA)	Aubiére (FRA)	16 Jun
4.59	Nina KENNEDY (AUS)	Perth (Western AAC), AUS	14 Feb 15	4.42	Rachel BAXTER (USA)	Bloomington, IN (USA)	17 Jun
4.58	Angelica BENGTSOON (SWE)	Sollentuna	5 Jul 12	4.40	Yelizaveta BONDARENKO (RUS)	Smolensk (RUS)	29 May
4.57	Angelica MOSER (SUI)	Frauenkapellen	2 Aug 16	4.40	Olivia MCTAGGART (NZL)	Mannheim (GER)	23 Jun
4.53	Molly CAUDERY (GBR)	Mannheim (GER)	23 Jun 18	4.37	Saga ANDERSSON (FIN)	Turku (FIN)	19 Jun
4.52	Wilma MURTO (FIN)	Turku	29 Jun 16	4.35	Aksana GATAULLINA (ANA)	Zhukovskiy (RUS)	30 Jun
4.51	Amálie ŠVÁBÍKOVÁ (CZE)	Tampere	12 Jul 18	4.30	Qiaoling CHEN (CHN)	Zhuzhou (CHN)	17 Apr



SUMMARY



Pole Vault Women - Qualification

With qualifying standard of 4.25 (Q) or at least the 12 best performers (q) advance to the Final

RECORDS	RESULT	NAME	COUNTRY	AGE	VENUE	DATE	
World U20 Record	WU20R	4.71 Wilma MURTO	FIN	18	Zweibrücken	31 Jan 2016	
Championships Record	CR	4.55 Angelica MOSER	SUI	19	Bydgoszcz (Stadion Zawisza)	21 Jul 2016	
World U20 Leading	WU20L	4.60 Lisa GUNNARSSON	SWE	19	Austin, TX (USA)	31 Mar 2018	
Area U20 Record	AU20R	National U20 Record	NU20R	Personal Best	PB	Season Best	SB

10 July 2018

RANK	PLACE	GROUP	BIB	NAME	COUNTRY	DATE of BIRTH	RESULT	
1	1	A	2378	Alice MOINDROT	FRA	20 Aug 99	4.20	q
1	1	B	2353	Amálie ŠVÁBÍKOVÁ	CZE	22 Nov 99	4.20	q
1	1	A	2365	Saga ANDERSSON	FIN	30 Mar 00	4.20	q
1	1	B	2302	Yelizaveta BONDARENKO	ANA	1 Jul 99	4.20	q
1	1	B	2340	Zuocheng WU	CHN	26 May 99	4.20	q SB
6	3	A	2338	Chunge NIU	CHN	14 Feb 00	4.20	q PB
7	4	A	2461	Lisa GUNNARSSON	SWE	20 Aug 99	4.20	q
8	4	B	2380	Molly CAUDERY	GBR	17 Mar 00	4.20	q
9	5	B	2442	Olivia MCTAGGART	NZL	9 Jan 00	4.20	q
10	5	A	2488	Rachel BAXTER	USA	5 Apr 99	4.20	q
11	6	B	2492	Julia FIXSEN	USA	13 Nov 00	4.10	q
11	6	B	2361	Meritxell BENITO	ESP	25 Sep 99	4.10	q
13	6	A	2477	Mesure Tutku YILMAZ	TUR	00	4.10	
13	6	A	2391	Zoe JAKOB	GER	2 Sep 00	4.10	PB
15	8	A	2458	Nastja MODIC	SLO	28 Jan 99	4.10	PB
16	8	B	2395	Dovilè Michelle SCHEUTZOW	GER	23 Sep 00	3.95	
17	9	A	2363	Alicia RASO	ESP	26 Aug 99	3.95	
17	9	B	2399	Ariadni ADAMOPOULOU	GRE	19 Dec 00	3.95	
19	10	A	2441	Imogen AYRIS	NZL	12 Dec 00	3.95	
20	10	B	2504	Carmen VILLANUEVA	VEN	19 Aug 99	3.95	
21	11	B	2416	Maria Roberta GHERCA	ITA	9 Mar 00	3.95	
21	11	A	2414	Rebecca DE MARTIN	ITA	17 Mar 99	3.95	
23	12	B	2319	Isabel DEMARCO	BRA	13 Jun 99	3.95	PB
24	12	A	2403	Hanga KLEKNER	HUN	24 Sep 99	3.80	
24	13	B	2373	Anna AIRAULT	FRA	30 Sep 00	3.80	
26	14	B	2463	Linnea JÖNSSON	SWE	99	3.80	
27	13	A	2306	Lauren HYDE-COOLING	AUS	20 Jan 00	3.65	
		A	2303	Aksana GATAULLINA	ANA	17 Jul 00	NM	

ALL-TIME TOP LIST				SEASON TOP LIST			
RESULT	NAME	VENUE	DATE	RESULT	NAME	VENUE	2018
4.64	Eliza MCCARTNEY (NZL)	Auckland (Mount Smart)	19 Dec 15	4.60	Lisa GUNNARSSON (SWE)	Austin, TX (USA)	31 Mar
4.61	Alena LUTKOVSKAYA (RUS)	Irkutsk	21 May 15	4.53	Molly CAUDERY (GBR)	Mannheim (GER)	23 Jun
4.60	Robeilys PEINADO (VEN)	Barquisimeto	20 May 15	4.45	Amálie ŠVÁBÍKOVÁ (CZE)	Praha (CZE)	7 May
4.60	Lisa GUNNARSSON (SWE)	Austin, TX (USA)	31 Mar 18	4.42	Alice MOINDROT (FRA)	Aubiére (FRA)	16 Jun
4.59	Nina KENNEDY (AUS)	Perth (Western AAC), AUS	14 Feb 15	4.42	Rachel BAXTER (USA)	Bloomington, IN (USA)	17 Jun
4.58	Angelica BENGTSSON (SWE)	Sollentuna	5 Jul 12	4.40	Yelizaveta BONDARENKO (RUS)	Smolensk (RUS)	29 May
4.57	Angelica MOSER (SUI)	Frauenkapellen	2 Aug 16	4.40	Olivia MCTAGGART (NZL)	Mannheim (GER)	23 Jun
4.53	Molly CAUDERY (GBR)	Mannheim (GER)	23 Jun 18	4.37	Saga ANDERSSON (FIN)	Turku (FIN)	19 Jun
4.52	Wilma MURTO (FIN)	Turku	29 Jun 16	4.35	Aksana GATAULLINA (ANA)	Zhukovskiy (RUS)	30 Jun
4.50	Valeriya VOLIK (RUS)	Krasnodar	4 Jun 08	4.30	Qiaoling CHEN (CHN)	Zhuzhou (CHN)	17 Apr
4.50	Liz PARNOV (AUS)	Perth, AUS	17 Feb 12				
4.50	Amálie ŠVÁBÍKOVÁ (CZE)	Trinec	11 Jun 17				



RESULTS



Pole Vault Women - Qualification

With qualifying standard of 4.25 (Q) or at least the 12 best performers (q) advance to the Final

RECORDS	RESULT	NAME	COUNTRY	AGE	VENUE	DATE
World U20 Record WU20R	4.71	Wilma MURTO	FIN	18	Zweibrücken	31 Jan 2016
Championships Record CR	4.55	Angelica MOSER	SUI	19	Bydgoszcz (Stadion Zawisza)	21 Jul 2016
World U20 Leading WU20L	4.60	Lisa GUNNARSSON	SWE	19	Austin, TX (USA)	31 Mar 2018
Area U20 Record AU20R		National U20 Record NU20R			Personal Best PB	Season Best SB

Group A

10 July 2018 16:23 START TIME 23° C 38 %
 18:05 END TIME TEMPERATURE HUMIDITY
 23° C 44 %

PLACE	BIB	NAME	COUNTRY	DATE of BIRTH	ORDER	RESULT	3.65	3.80	3.95	4.10	4.20	4.25					
1	2365	Saga ANDERSSON	FIN	30 Mar 00	10	4.20 q	-	-	0	0	0						
1	2378	Alice MOINDROT	FRA	20 Aug 99	3	4.20 q	-	-	0	0	0						
3	2338	Chunge NIU	CHN	14 Feb 00	5	4.20 q PB	-	-	XO	0	0						
4	2461	Lisa GUNNARSSON	SWE	20 Aug 99	6	4.20 q	-	-	-	0	XO						
5	2488	Rachel BAXTER	USA	5 Apr 99	14	4.20 q	-	-	XO	XXO	XO						
6	2391	Zoe JAKOB	GER	2 Sep 00	11	4.10 PB	0	XO	XO	0	XXX						
6	2477	Mesure Tutku YILMAZ	TUR	00	7	4.10	-	XXO	0	0	XXX						
8	2458	Nastja MODIC	SLO	28 Jan 99	2	4.10 PB	0	0	0	XO	XXX						
9	2363	Alicia RASO	ESP	26 Aug 99	9	3.95	XO	0	0	XXX							
10	2441	Imogen AYRIS	NZL	12 Dec 00	13	3.95	-	XXO	0	XXX							
11	2414	Rebecca DE MARTIN	ITA	17 Mar 99	12	3.95	0	XO	XO	XXX							
12	2403	Hanga KLEKNER	HUN	24 Sep 99	8	3.80	0	0	XXX								
13	2306	Lauren HYDE-COOLING	AUS	20 Jan 00	1	3.65	0	XXX									
	2303	Aksana GATAULLINA	ANA	17 Jul 00	4	NM	-	-	-	XXX							



RESULTS
Pole Vault Women - Qualification

Group B

10 July 2018 16:23 START TIME 23° C TEMPERATURE 38 % HUMIDITY
18:05 END TIME 23° C 44 %

PLACE	BIB	NAME	COUNTRY	DATE of BIRTH	ORDER	RESULT	3.65	3.80	3.95	4.10	4.20	4.25						
1	2302	Yelizaveta BONDARENKO	ANA	1 Jul 99	8	4.20 q	-	-	-	0	0							
1	2353	Amálie ŠVÁBÍKOVÁ	CZE	22 Nov 99	3	4.20 q	-	-	0	0	0							
1	2340	Zuocheng WU	CHN	26 May 99	6	4.20 q SB	-	-	0	0	0							
4	2380	Molly CAUDERY	GBR	17 Mar 00	4	4.20 q	-	-	0	XO	XO							
5	2442	Olivia MCTAGGART	NZL	9 Jan 00	11	4.20 q	-	0	XXO	0	XO							
6	2361	Merixell BENITO	ESP	25 Sep 99	14	4.10 q	XO	0	0	0	XXX							
6	2492	Julia FIXSEN	USA	13 Nov 00	13	4.10 q	-	-	XO	0	XXX							
8	2395	Dovilė Michelle SCHEUTZOW	GER	23 Sep 00	9	3.95	0	0	0	XXX								
9	2399	Ariadni ADAMOPOULOU	GRE	19 Dec 00	12	3.95	-	XO	0	XXX								
10	2504	Carmen VILLANUEVA	VEN	19 Aug 99	5	3.95	0	0	XO	XXX								
11	2416	Maria Roberta GHERCA	ITA	9 Mar 00	1	3.95	0	XO	XO	XXX								
12	2319	Isabel DEMARCO	BRA	13 Jun 99	7	3.95 PB	-	0	XXO	XXX								
13	2373	Anna AIRAULT	FRA	30 Sep 00	10	3.80	-	0	XXX									
14	2463	Linnea JÖNSSON	SWE	99	2	3.80	0	XO	XXX									

ALL-TIME TOP LIST				SEASON TOP LIST			
RESULT	NAME	VENUE	DATE	RESULT	NAME	VENUE	2018
4.64	Eliza MCCARTNEY (NZL)	Auckland (Mount Smart)	19 Dec 15	4.60	Lisa GUNNARSSON (SWE)	Austin, TX (USA)	31 Mar
4.61	Alena LUTKOVSKAYA (RUS)	Irkutsk	21 May 15	4.53	Molly CAUDERY (GBR)	Mannheim (GER)	23 Jun
4.60	Robeilys PEINADO (VEN)	Barquisimeto	20 May 15	4.45	Amálie ŠVÁBÍKOVÁ (CZE)	Praha (CZE)	7 May
4.60	Lisa GUNNARSSON (SWE)	Austin, TX (USA)	31 Mar 18	4.42	Alice MOINDROT (FRA)	Aubiére (FRA)	16 Jun
4.59	Nina KENNEDY (AUS)	Perth (Western AAC), AUS	14 Feb 15	4.42	Rachel BAXTER (USA)	Bloomington, IN (USA)	17 Jun
4.58	Anqelica BENGTTSSON (SWE)	Sollentuna	5 Jul 12	4.40	Yelizaveta BONDARENKO (RUS)	Smolensk (RUS)	29 May
4.57	Anqelica MOSER (SUI)	Frauenkapellen	2 Aug 16	4.40	Olivia MCTAGGART (NZL)	Mannheim (GER)	23 Jun
4.53	Molly CAUDERY (GBR)	Mannheim (GER)	23 Jun 18	4.37	Saqa ANDERSSON (FIN)	Turku (FIN)	19 Jun
4.52	Wilma MURTO (FIN)	Turku	29 Jun 16	4.35	Aksana GATAULLINA (ANA)	Zhukovskiy (RUS)	30 Jun
4.50	Valeriya VOLIK (RUS)	Krasnodar	4 Jun 08	4.30	Qiaoling CHEN (CHN)	Zhuzhou (CHN)	17 Apr
4.50	Liz PARNOV (AUS)	Perth, AUS	17 Feb 12				
4.50	Amálie ŠVÁBÍKOVÁ (CZE)	Trinec	11 Jun 17				



RESULTS

Long Jump Women - Final



RECORDS	RESULT	NAME	COUNTRY	AGE	VENUE	DATE	
World U20 Record	WU20R	7.14 Heike DRECHSLER	GDR	19	Bratislava	4 Jun 1983	
Championships Record	CR	6.82 Fiona MAY	GBR	19	Sudbury	30 Jul 1988	
World U20 Leading	WU20L	6.71 Tara DAVIS	USA	19	Bloomington, IN (USA)	16 Jun 2018	
Area U20 Record	AU20R	National U20 Record	NU20R	Personal Best	PB	Season Best	SB

13 July 2018 19:49 START TIME 25° C 51 %
 TEMPERATURE HUMIDITY
 21:09 END TIME 21° C 73 %

PLACE	BIB	NAME	COUNTRY	DATE of BIRTH	ORDER	RESULT	1	2	3	ORDER	4	5	6
1	2394	Lea-Jasmin RIECKE	GER	25 Apr 00	11	6.51 +0.4	6.06 +0.7	6.51 +0.4	6.15 0.0	8	X +0.1	6.00 -0.4	6.25 +0.6
2	2427	Ayaka KORA	JPN	22 Mar 01	3	6.37 +1.2	X +1.6	6.37 +1.2	5.87 +1.9	7	6.19 +0.4	6.24 +0.3	6.17 +0.3
3	2489	Tara DAVIS	USA	20 May 99	6	6.36 0.0	5.83 +1.1	6.25 +0.2	6.03 +0.1	6	6.07 +0.6	6.25 +0.6	6.36 0.0
4	2334	Luying GONG	CHN	22 Feb 00	12	6.19 +0.4	5.80 +0.2	5.83 +0.1	6.19 +0.4	5	5.87 -0.1	X +0.1	5.76 +0.1
5	2402	Petra FARKAS	HUN	30 Apr 99	9	6.16 +0.2	6.09 +1.4	6.16 +0.2	6.09 +0.4	4	6.02 -0.8	6.06 -0.1	6.09 +0.3
6	2381	Lucy HADAWAY	GBR	11 Jun 00	5	6.13 -0.3	6.02 +0.3	6.13 +0.3	5.71 +0.9	3	6.13 -0.3	X +0.2	6.07 -0.1
7	2401	Kludia ENDRÉSZ	HUN	6 Feb 01	4	6.08 +0.6	5.95 +1.4	5.92 +0.8	6.07 +1.0	2	5.88 +0.6	6.08 +0.6	X -0.4
8	1912	Amanda HANSSON	SWE	19 Oct 99	1	6.03 +1.1	X +0.2	6.03 +1.1	6.00 +0.8	1	5.79 -0.6	X -0.1	X -0.1
9	2355	Adéla ZÁHOROVÁ	CZE	13 Nov 99	2	6.00 +0.7	4.07 +0.4	6.00 +0.7	5.88 0.0				
10	2496	Jasmine MOORE	USA	1 May 01	10	5.99 +0.4	5.89 +1.2	5.77 +0.5	5.99 +0.4				
11	2437	Susana HERNÁNDEZ	MEX	18 Jan 99	7	5.90 0.0	5.90 0.0	X +0.5	5.85 +0.5				
12	2333	Jiani DU	CHN	9 Oct 99	8	5.80 -0.3	5.74 +0.9	X +0.6	5.80 -0.3				

ALL-TIME TOP LIST				SEASON TOP LIST			
RESULT	NAME	VENUE	DATE	RESULT	NAME	VENUE	2018
7.14	Heike DRECHSLER (GDR)	Bratislava	4 Jun 83	6.71	Tara DAVIS (USA)	Bloomington, IN (USA)	16 Jun
7.03	Darya KLISHINA (RUS)	Zhukovskiy (Meteor)	26 Jun 10	6.51	Lea-Jasmin RIECKE (GER)	Tampere	13 Jul
7.00	Birgit GROSSHENNIG (GDR)	Berlin	9 Jun 84	6.45	Adriana RODRÍGUEZ (CUB)	Götztis (AUT)	27 May
6.94	Maqdalena KHRISTOVA (BUL)	Kalamáta	22 Jun 96	6.44	Jiawei ZHONG (CHN)	Gifu (JPN)	9 Jun
6.91	Anisoara STANCIU (ROU)	Bucuresti	23 May 81	6.44	Ayaka KORA (JPN)	Gifu (JPN)	9 Jun
6.90	Beverly KINCH (GBR)	Helsinki (Olympic Stadium)	14 Aug 83	6.41	Niamh EMERSON (GBR)	Birmingham (GBR)	1 Jul
6.88	Natalya SHEVCHENKO (URS)	Sochi	26 May 84	6.40	Susana HERNÁNDEZ (MEX)	Toluca (MEX)	24 Apr
6.83	Kate HALL (USA)	Greensboro, NC	21 Jun 15	6.39	Jasmine MOORE (USA)	Bloomington, IN (USA)	16 Jun
6.82	Fiona MAY (GBR)	Sudbury	30 Jul 88	6.38	Larissa IAPICHINO (ITA)	Rieti (ITA)	16 Jun
6.81	Carol LEWIS (USA)	Knoxville, TN	20 Jun 82	6.38	Josie OLIARNYK (GBR)	Birmingham (GBR)	1 Jul
6.81	Yelena DAVYDOVA (URS)	Krasnodar	17 Jul 85				



SUMMARY



Long Jump Women - Qualification

With qualifying standard of 6.25 (Q) or at least the 12 best performers (q) advance to the Final

BIB 2489 YELLOW CARD ADDED

RECORDS	RESULT	NAME	COUNTRY	AGE	VENUE	DATE
World U20 Record WU20R	7.14	Heike DRECHSLER	GDR	19	Bratislava	4 Jun 1983
Championships Record CR	6.82	Fiona MAY	GBR	19	Sudbury	30 Jul 1988
World U20 Leading WU20L	6.71	Tara DAVIS	USA	19	Bloomington, IN (USA)	16 Jun 2018
Area U20 Record AU20R		National U20 Record NU20R		Personal Best PB		Season Best SB

12 July 2018

RANK	PLACE	GROUP	BIB	NAME	COUNTRY	DATE of BIRTH	RESULT		WIND
1	1	B	2489 Y	Tara DAVIS	USA	20 May 99	6.40	Q	+1.0
2	1	A	2355	Adéla ZÁHOROVÁ	CZE	13 Nov 99	6.33	Q PB	0.0
3	2	A	2334	Luying GONG	CHN	22 Feb 00	6.26	Q SB	+0.5
4	3	A	2402	Petra FARKAS	HUN	30 Apr 99	6.21	q	+0.3
5	2	B	2381	Lucy HADAWAY	GBR	11 Jun 00	6.19	q	0.0
6	4	A	1912	Amanda HANSSON	SWE	19 Oct 99	6.19	q	-0.5
7	5	A	2427	Ayaka KORA	JPN	22 Mar 01	6.17	q	+1.1
8	3	B	2333	Jiani DU	CHN	9 Oct 99	6.12	q	+0.2
9	6	A	2496	Jasmine MOORE	USA	1 May 01	6.11	q	0.0
10	7	A	2437	Susana HERNÁNDEZ	MEX	18 Jan 99	6.07	q	+0.4
11	4	B	2401	Klaudia ENDRÉSZ	HUN	6 Feb 01	6.02	q	+0.2
12	5	B	2394	Lea-Jasmin RIECKE	GER	25 Apr 00	6.01	q	+0.2
13	6	B	2448	Dominika LYKOWSKA	POL	13 Oct 00	5.95		+0.5
14	8	A	2390	Merle HOMEIER	GER	27 Aug 99	5.93		+1.1
15	7	B	1521	Grace BRENNAN	AUS	5 Nov 99	5.93		+0.6
16	9	A	2383	Holly MILLS	GBR	15 Apr 00	5.92		+1.7
17	10	A	2425	Ackelia SMITH	JAM	5 Feb 02	5.90		-0.3
18	8	B	1569	Tatiana AHLOU	CAN	26 Nov 00	5.84		+0.2
19	9	B	2426	Chiaki KAWAZOE	JPN	23 Sep 00	5.81		+0.1
20	10	B	2369	Olivia MÄKINEN	FIN	12 Feb 00	5.67		+0.4
21	11	B	2424	Suzan FRANCIS	JAM	26 Dec 99	5.47		-0.2

NOTE **Y** Yellow Card - BIB 2489 - 125.5 Unsporting conduct

ALL-TIME TOP LIST				SEASON TOP LIST			
RESULT	NAME	VENUE	DATE	RESULT	NAME	VENUE	2018
7.14	Heike DRECHSLER (GDR)	Bratislava	4 Jun 83	6.71	Tara DAVIS (USA)	Bloomington, IN (USA)	16 Jun
7.03	Darya KLISHINA (RUS)	Zhukovskiy (Meteor)	26 Jun 10	6.45	Adriana RODRÍGUEZ (CUB)	Götzis (AUT)	27 May
7.00	Birgit GROSSHENNIG (GDR)	Berlin	9 Jun 84	6.44	Jiawei ZHONG (CHN)	Gifu (JPN)	9 Jun
6.94	Maqdalena KHRISTOVA (BUL)	Kalamáta	22 Jun 96	6.44	Ayaka KORA (JPN)	Gifu (JPN)	9 Jun
6.91	Anisoara STANCIU (ROU)	Bucuresti	23 May 81	6.41	Niamh EMERSON (GBR)	Birmingham (GBR)	1 Jul
6.90	Beverly KINCH (GBR)	Helsinki (Olympic Stadium)	14 Aug 83	6.40	Susana HERNÁNDEZ (MEX)	Toluca (MEX)	24 Apr
6.88	Natalya SHEVCHENKO (URS)	Sochi	26 May 84	6.39	Jasmine MOORE (USA)	Bloomington, IN (USA)	16 Jun
6.83	Kate HALL (USA)	Greensboro, NC	21 Jun 15	6.38	Lea-Jasmin RIECKE (GER)	Garbsen (GER)	13 May
6.82	Fiona MAY (GBR)	Sudbury	30 Jul 88	6.38	Larissa IAPICHINO (ITA)	Rieti (ITA)	16 Jun
6.81	Carol LEWIS (USA)	Knoxville, TN	20 Jun 82	6.38	Josie OLIARNYK (GBR)	Birmingham (GBR)	1 Jul
6.81	Yelena DAVYDOVA (URS)	Krasnodar	17 Jul 85				



RESULTS



Long Jump Women - Qualification

With qualifying standard of 6.25 (Q) or at least the 12 best performers (q) advance to the Final

BIB 2489 YELLOW CARD ADDED

RECORDS	RESULT	NAME	COUNTRY	AGE	VENUE	DATE	
World U20 Record	WU20R	7.14 Heike DRECHSLER	GDR	19	Bratislava	4 Jun 1983	
Championships Record	CR	6.82 Fiona MAY	GBR	19	Sudbury	30 Jul 1988	
World U20 Leading	WU20L	6.71 Tara DAVIS	USA	19	Bloomington, IN (USA)	16 Jun 2018	
Area U20 Record	AU20R	National U20 Record	NU20R	Personal Best	PB	Season Best	SB

Group A

12 July 2018 10:17 START TIME 21° C TEMPERATURE 56 % HUMIDITY
11:02 END TIME 21° C 56 %

PLACE	BIB	NAME	COUNTRY	DATE OF BIRTH	ORDER	RESULT	1	2	3
1	2355	Adéla ZÁHOROVÁ	CZE	13 Nov 99	5	6.33 Q PB 0.0	6.33 0.0		
2	2334	Luying GONG	CHN	22 Feb 00	6	6.26 Q SB +0.5	6.23 -0.3	6.26 +0.5	
3	2402	Petra FARKAS	HUN	30 Apr 99	9	6.21 q +0.3	6.16 -0.4	6.08 +0.8	6.21 +0.3
4	1912	Amanda HANSSON	SWE	19 Oct 99	3	6.19 q -0.5	5.76 +0.5	6.07 +0.5	6.19 -0.5
5	2427	Ayaka KORA	JPN	22 Mar 01	2	6.17 q +1.1	6.17 +1.1	5.99 +0.6	6.13 +0.3
6	2496	Jasmine MOORE	USA	1 May 01	1	6.11 q 0.0	6.10 +0.8	5.93 +0.8	6.11 0.0
7	2437	Susana HERNÁNDEZ	MEX	18 Jan 99	4	6.07 q +0.4	5.78 +0.1	6.07 +0.4	5.79 -0.2
8	2390	Merle HOMEIER	GER	27 Aug 99	8	5.93 +1.1	5.81 0.0	5.93 +1.1	5.86 -0.1
9	2383	Holly MILLS	GBR	15 Apr 00	10	5.92 +1.7	X +0.6	X 0.0	5.92 +1.7
10	2425	Ackelia SMITH	JAM	5 Feb 02	7	5.90 -0.3	5.71 +0.4	5.90 -0.3	5.70 +0.4

Group B

12 July 2018 10:18 START TIME 21° C TEMPERATURE 56 % HUMIDITY
11:03 END TIME 21° C 56 %

PLACE	BIB	NAME	COUNTRY	DATE OF BIRTH	ORDER	RESULT	1	2	3
1	2489 Y	Tara DAVIS	USA	20 May 99	4	6.40 Q +1.0	6.10 +0.3	6.40 +1.0	0.0
2	2381	Lucy HADAWAY	GBR	11 Jun 00	2	6.19 q 0.0	6.09 +1.0	6.01 +1.4	6.19 0.0
3	2333	Jiani DU	CHN	9 Oct 99	8	6.12 q +0.2	6.12 +0.2	6.05 0.0	X +0.5
4	2401	Kludia ENDRÉSZ	HUN	6 Feb 01	9	6.02 q +0.2	5.86 -0.8	6.02 +0.2	5.85 +0.2
5	2394	Lea-Jasmin RIECKE	GER	25 Apr 00	10	6.01 q +0.2	6.01 +0.2	5.99 +0.4	3.77 +0.4
6	2448	Dominika LYKOWSKA	POL	13 Oct 00	7	5.95 +0.5	5.95 +0.5	5.93 -0.2	5.95 +1.3
7	1521	Grace BRENNAN	AUS	5 Nov 99	11	5.93 +0.6	5.62 +0.6	5.93 +0.6	5.84 +0.3
8	1569	Tatiana AHOLOU	CAN	26 Nov 00	5	5.84 +0.2	5.84 +0.2	5.78 +0.4	X +0.2
9	2426	Chiaki KAWAZOE	JPN	23 Sep 00	3	5.81 +0.1	5.71 +0.2	5.81 +0.1	5.69 +0.3
10	2369	Olivia MÄKINEN	FIN	12 Feb 00	6	5.67 +0.4	5.65 -0.4	X +0.3	5.67 +0.4
11	2424	Suzan FRANCIS	JAM	26 Dec 99	1	5.47 -0.2	X +1.2	X +0.1	5.47 -0.2

NOTE **Y** Yellow Card - BIB 2489 - 125.5 Unsporting conduct

RESULTS
Long Jump Women - Qualification

BIB 2489 YELLOW CARD ADDED

ALL-TIME TOP LIST				SEASON TOP LIST			
RESULT	NAME	VENUE	DATE	RESULT	NAME	VENUE	2018
7.14	Heike DRECHSLER (GDR)	Bratislava	4 Jun 83	6.71	Tara DAVIS (USA)	Bloomington, IN (USA)	16 Jun
7.03	Darya KLISHINA (RUS)	Zhukovskiy (Meteor)	26 Jun 10	6.45	Adriana RODRÍGUEZ (CUB)	Götzis (AUT)	27 May
7.00	Birgit GROSSHENNIG (GDR)	Berlin	9 Jun 84	6.44	Jiawei ZHONG (CHN)	Gifu (JPN)	9 Jun
6.94	Maqdalena KHRISTOVA (BUL)	Kalamáta	22 Jun 96	6.44	Ayaka KORA (JPN)	Gifu (JPN)	9 Jun
6.91	Anisoara STANCIU (ROU)	Bucuresti	23 May 81	6.41	Niamh EMERSON (GBR)	Birmingham (GBR)	1 Jul
6.90	Beverly KINCH (GBR)	Helsinki (Olympic Stadium)	14 Aug 83	6.40	Susana HERNÁNDEZ (MEX)	Toluca (MEX)	24 Apr
6.88	Natalya SHEVCHENKO (URS)	Sochi	26 May 84	6.39	Jasmine MOORE (USA)	Bloomington, IN (USA)	16 Jun
6.83	Kate HALL (USA)	Greensboro, NC	21 Jun 15	6.38	Lea-Jasmin RIECKE (GER)	Garbsen (GER)	13 May
6.82	Fiona MAY (GBR)	Sudbury	30 Jul 88	6.38	Larissa IAPICHINO (ITA)	Rieti (ITA)	16 Jun
6.81	Carol LEWIS (USA)	Knoxville, TN	20 Jun 82	6.38	Josie OLIARNYK (GBR)	Birmingham (GBR)	1 Jul
6.81	Yelena DAVYDOVA (URS)	Krasnodar	17 Jul 85				



RESULTS

Triple Jump Women - Final



RECORDS	RESULT	NAME	COUNTRY	AGE	VENUE	DATE		
World U20 Record	WU20R	14.62	Tereza MARINOVA	BUL	19	Sydney (SIAC Homebush) 25 Aug 1996		
Championships Record	CR	14.62	Tereza MARINOVA	BUL	19	Sydney (SIAC Homebush) 25 Aug 1996		
World U20 Leading	WU20L	14.18	Aleksandra NACHEVA	BUL	17	Tampere 15 Jul 2018		
Area U20 Record	AU20R		National U20 Record	NU20R	Personal Best	PB	Season Best	SB

15 July 2018 14:03 START TIME 26° C 39 %
 TEMPERATURE HUMIDITY
 15:15 END TIME 27° C 42 %

PLACE	BIB	NAME	COUNTRY	DATE of BIRTH	ORDER	RESULT	1	2	3	ORDER	4	5	6
1	2325	Aleksandra NACHEVA	BUL	20 Aug 01	11	14.18 +1.6	X +1.5	14.18 +1.6	13.62 w +2.1	8	-	-	-
2	2323	Mirieli Estaili SANTOS	BRA	1 Apr 99	6	13.81 +1.5	13.30 +0.4	X +1.0	12.95 +1.7	3	13.12 +0.7	13.81 +1.5	12.31 +1.3
3	2352	Davisleydi VELAZCO	CUB	4 Sep 99	4	13.78 +1.4	13.53 +0.4	13.78 +1.4	13.75 +0.9	7	X +1.8	13.56 +0.5	X -0.3
4	2459	Eva PEPELNAK	SLO	4 Oct 00	2	13.68 +1.0	13.05 -0.2	13.10 +1.4	13.42 +1.9	5	13.40 +0.9	X +1.9	13.68 +1.0
5	2433	Ruta Kate LASMANE	LAT	17 Dec 00	3	13.54 +0.6	X +0.5	13.54 +0.6	13.30 +0.6	6	13.45 +1.3	13.26 +0.8	13.22 +1.7
6	2451	Georgiana-Iuliana ANITEI	ROU	26 Mar 99	10	13.46 +1.8	X +2.4	13.04 +1.0	13.33 +1.4	4	13.22 +0.6	13.46 +1.8	X +1.3
7	2339	Youqi PAN	CHN	10 Jul 00	7	13.27 +1.0	13.01 +0.6	13.22 +0.8	13.09 +1.5	1	13.13 +0.9	13.27 +1.0	X +1.8
8	2476	Esra YILMAZ	TUR	5 Jan 00	8	13.24 -0.1	12.78 +1.9	13.24 -0.1	13.22 +1.7	2	X +0.5	X +1.1	12.99 +2.0
9	2301	Diana ADASKO	ANA	18 Jan 99	12	13.14 +2.1	X +1.4	12.96 +1.8	13.14 w +2.1				
10	2496	Jasmine MOORE	USA	1 May 01	1	13.09 +0.1	13.09 +0.1	13.06 +0.4	X +1.2				
11	2336	Yu LI	CHN	28 Jan 00	9	13.04 +1.4	X +1.5	13.04 +1.4	X +1.7				
12	2377	Victoria JOSSE	FRA	29 Oct 00	5	13.03 +1.0	12.59 -0.2	13.03 +1.0	X +1.9				

ALL-TIME TOP LIST				SEASON TOP LIST			
RESULT	NAME	VENUE	DATE	RESULT	NAME	VENUE	2018
14.62	Tereza MARINOVA (BUL)	Sydney (SIAC Homebush)	25 Aug 96	14.18	Aleksandra NACHEVA (BUL)	Tampere	15 Jul
14.57	Qiuyan HUANG (CHN)	Shanghai	19 Oct 97	13.95	María VICENTE (ESP)	Gyor (HUN)	8 Jul
14.52	Anastasiya ILYINA (RUS)	Santiago de Chile (E.Nacional)	20 Oct 00	13.92	Davisleydi VELAZCO (CUB)	La Habana (CUB)	23 Feb
14.46	Fenqmei PENG (CHN)	Chengdu	18 Apr 98	13.81	Mirieli Estaili SANTOS (BRA)	Tampere	15 Jul
14.43	Kaire LEIBAK (EST)	Beijing (Chaoyang Sport Center)	17 Aug 06	13.68	Eva PEPELNAK (SLO)	Tampere	15 Jul
14.38	Limei XIE (CHN)	Incheon	1 Sep 05	13.54	Ruta Kate LASMANE (LAT)	Tampere	15 Jul
14.36	Ruiping REN (CHN)	Beijing	1 Jun 94	13.46	Georgiana-Iuliana ANITEI (ROU)	Tampere	15 Jul
14.36	Dailenys ALCÁNTARA (CUB)	ana (Estadio Panamericano)	29 May 09	13.43	Jasmine MOORE (USA)	Austin (TX) USA	31 Mar
14.32	Yelena LYSAK (RUS)	Voronezh	18 Jun 94	13.43	Esra YILMAZ (TUR)	Istanbul (TUR)	4 Jun
14.29	Mabel GAY (CUB)	La Habana	5 Apr 02	13.36	Leyanis PÉREZ (CUB)	Camagüey (CUB)	4 Feb



SUMMARY



Triple Jump Women - Qualification

With qualifying standard of 13.20 (Q) or at least the 12 best performers (q) advance to the Final

RECORDS	RESULT	NAME	COUNTRY	AGE	VENUE	DATE	
World U20 Record	WU20R	14.62 Tereza MARINOVA	BUL	19	Sydney (SIAC Homebush)	25 Aug 1996	
Championships Record	CR	14.62 Tereza MARINOVA	BUL	19	Sydney (SIAC Homebush)	25 Aug 1996	
World U20 Leading	WU20L	14.00 Aleksandra NACHEVA	BUL	17	Sofia (BUL)	17 Jun 2018	
Area U20 Record	AU20R	National U20 Record	NU20R	Personal Best	PB	Season Best	SB

14 July 2018

RANK	PLACE	GROUP	BIB	NAME	COUNTRY	DATE of BIRTH	RESULT	WIND
1	1	A	2325	Aleksandra NACHEVA	BUL	20 Aug 01	13.68	Q 0.0
2	2	A	2323	Mirieli Estaili SANTOS	BRA	1 Apr 99	13.60	Q PB +0.6
3	1	B	2433	Ruta Kate LASMANE	LAT	17 Dec 00	13.48	Q NU20R -0.4
4	2	B	2459	Eva PEPELNAK	SLO	4 Oct 00	13.31	Q +0.3
5	3	B	2352	Davisteydi VELAZCO	CUB	4 Sep 99	13.29	Q +0.1
6	3	A	2451	Georgiana-Iuliana ANITEI	ROU	26 Mar 99	13.24	Q +0.4
7	4	B	2301	Diana ADASKO	ANA	18 Jan 99	13.14	q 0.0
8	4	A	2496	Jasmine MOORE	USA	1 May 01	13.08	q +0.6
9	5	A	2377	Victoria JOSSE	FRA	29 Oct 00	13.03	q -0.1
10	6	A	2336	Yu LI	CHN	28 Jan 00	13.03	q PB +0.2
11	5	B	2339	Youqi PAN	CHN	10 Jul 00	13.03	q +0.6
12	6	B	2476	Esra YILMAZ	TUR	5 Jan 00	12.99	q +0.5
13	7	A	2311	Charisma TAYLOR	BAH	3 Sep 99	12.97	PB -0.4
14	7	B	2375	Safiatou FATY	FRA	26 Sep 99	12.86	+0.6
15	8	A	2419	Camilla VIGATO	ITA	5 Sep 00	12.86	+0.9
16	8	B	2367	Ada KOISTINEN	FIN	5 Jan 99	12.80	+0.8
17	9	B	2490	Lexi ELLIS	USA	15 Oct 99	12.72	+1.1
18	10	B	2422	Lotavia BROWN	JAM	26 Oct 00	12.72	0.0
19	9	A	2464	Fatima KONÉ	SWE	27 Jan 99	12.53	-0.9
20	10	A	2408	Suresh PRIYADARSHINI	IND	13 Aug 99	12.50	-0.6
21	11	B	2324	Ariana KUZMANOVA	BUL	15 Nov 00	12.34	-0.3
22	12	B	2452	Diana Ana Maria ION	ROU	27 Nov 00	12.31	+0.3
23	11	A	2432	Gloria Mbaika MULEI	KEN	28 Sep 00	12.29	+0.8
24	12	A	2478	Mariya ADAMCHUK	UKR	29 May 00	11.90	-0.3
		A	2426	Chiaki KAWAZOE	JPN	23 Sep 00	NM	

ALL-TIME TOP LIST

RESULT	NAME	VENUE	DATE
14.62	Tereza MARINOVA (BUL)	Sydney (SIAC Homebush)	25 Aug 96
14.57	Qiuyan HUANG (CHN)	Shanghai	19 Oct 97
14.52	Anastasiya ILYINA (RUS)	Santiago de Chile (E.Nacional)	20 Oct 00
14.46	Fengmei PENG (CHN)	Chengdu	18 Apr 98
14.43	Kaire LEIBAK (EST)	Beijing (Chaoyang Sport Center)	17 Aug 06
14.38	Limei XIE (CHN)	Incheon	1 Sep 05
14.36	Ruiping REN (CHN)	Beijing	1 Jun 94
14.36	Dailenys ALCÁNTARA (CUB)	ana (Estadio Panamericano)	29 May 09
14.32	Yelena LYSAB (RUS)	Voronezh	18 Jun 94
14.29	Mabel GAY (CUB)	La Habana	5 Apr 02

SEASON TOP LIST

RESULT	NAME	VENUE	2018
14.00	Aleksandra NACHEVA (BUL)	Sofia (BUL)	17 Jun
13.95	Maria VICENTE (ESP)	Gyor (HUN)	8 Jul
13.92	Davisteydi VELAZCO (CUB)	La Habana (CUB)	23 Feb
13.61	Eva PEPELNAK (SLO)	Vyškov (CZE)	16 Jun
13.60	Mirieli Estaili SANTOS (BRA)	Tampere	14 Jul
13.48	Ruta Kate LASMANE (LAT)	Tampere	14 Jul
13.46	Georgiana-Iuliana ANITEI (ROU)	Cluj-Napoca (ROU)	2 Jun
13.43	Jasmine MOORE (USA)	Austin (TX) USA	31 Mar
13.43	Esra YILMAZ (TUR)	Istanbul (TUR)	4 Jun
13.36	Leyanis PÉREZ (CUB)	Camagüey (CUB)	4 Feb



RESULTS



Triple Jump Women - Qualification

With qualifying standard of 13.20 (Q) or at least the 12 best performers (q) advance to the Final

RECORDS	RESULT	NAME	COUNTRY	AGE	VENUE	DATE	
World U20 Record	WU20R	14.62	Tereza MARINOVA	BUL	19	Sydney (SIAC Homebush) 25 Aug 1996	
Championships Record	CR	14.62	Tereza MARINOVA	BUL	19	Sydney (SIAC Homebush) 25 Aug 1996	
World U20 Leading	WU20L	14.00	Aleksandra NACHEVA	BUL	17	Sofia (BUL) 17 Jun 2018	
Area U20 Record	AU20R	National U20 Record	NU20R	Personal Best	PB	Season Best	SB

Group A		14 July 2018		09:59 START TIME		22° C		69 %	
						TEMPERATURE		HUMIDITY	
						23° C		61 %	
								10:44 END TIME	
PLACE	BIB	NAME	COUNTRY	DATE of BIRTH	ORDER	RESULT	1	2	3
1	2325	Aleksandra NACHEVA	BUL	20 Aug 01	1	13.68 Q 0.0	13.17 +0.2	13.68 0.0	
2	2323	Mirieli Estaili SANTOS	BRA	1 Apr 99	6	13.60 Q PB +0.6	13.13 +0.2	13.60 +0.6	
3	2451	Georgiana-Iuliana ANITEI	ROU	26 Mar 99	11	13.24 Q +0.4	13.24 +0.4		
4	2496	Jasmine MOORE	USA	1 May 01	7	13.08 q +0.6	X +0.1	12.95 -0.2	13.08 +0.6
5	2377	Victoria JOSSE	FRA	29 Oct 00	8	13.03 q -0.1	12.60 +0.9	12.83 +0.1	13.03 -0.1
6	2336	Yu LI	CHN	28 Jan 00	3	13.03 q PB +0.2	13.03 +0.2	12.79 +0.6	12.75 +0.4
7	2311	Charisma TAYLOR	BAH	3 Sep 99	4	12.97 PB -0.4	X +0.4	12.70 0.0	12.97 -0.4
8	2419	Camilla VIGATO	ITA	5 Sep 00	5	12.86 +0.9	12.86 +0.9	12.50 +0.9	12.71 -0.7
9	2464	Fatima KONÉ	SWE	27 Jan 99	12	12.53 -0.9	12.53 -0.9	12.07 -0.3	12.45 -0.8
10	2408	Suresh PRIYADARSHINI	IND	13 Aug 99	9	12.50 -0.6	X +0.6	12.50 -0.6	12.35 -0.3
11	2432	Gloria Mbaika MULEI	KEN	28 Sep 00	10	12.29 +0.8	12.29 +0.8	X +0.1	X 0.0
12	2478	Mariya ADAMCHUK	UKR	29 May 00	13	11.90 -0.3	11.72 -0.5	11.90 -0.3	11.72 +0.4
	2426	Chiaki KAWAZOE	JPN	23 Sep 00	2	NM	X +1.1	X +0.1	X +0.1



RESULTS
Triple Jump Women - Qualification

Group B

14 July 2018 09:59 START TIME 22° C 69 %
10:47 END TIME 23° C 61 %

PLACE	BIB	NAME	COUNTRY	DATE of BIRTH	ORDER	RESULT	1	2	3
1	2433	Ruta Kate LASMANE	LAT	17 Dec 00	10	13.48 Q -0.4	13.48 -0.4		
2	2459	Eva PEPELNAK	SLO	4 Oct 00	1	13.31 Q +0.3	13.31 +0.3		
3	2352	Davisleydi VELAZCO	CUB	4 Sep 99	5	13.29 Q +0.1	X +0.1	13.04 -0.3	13.29 +0.1
4	2301	Diana ADASKO	ANA	18 Jan 99	2	13.14 q 0.0	13.14 0.0	12.76 0.0	13.07 +0.1
5	2339	Youqi PAN	CHN	10 Jul 00	9	13.03 q +0.6	X -0.5	12.38 +0.1	13.03 +0.6
6	2476	Esra YILMAZ	TUR	5 Jan 00	12	12.99 q +0.5	X -0.3	12.90 +0.3	12.99 +0.5
7	2375	Safiatou FATY	FRA	26 Sep 99	11	12.86 +0.6	X +0.1	12.86 +0.6	12.78 +0.1
8	2367	Ada KOISTINEN	FIN	5 Jan 99	6	12.80 +0.8	X 0.0	12.80 +0.8	12.15 -1.3
9	2490	Lexi ELLIS	USA	15 Oct 99	3	12.72 +1.1	12.72 +1.1	12.63 -0.4	12.49 -0.2
10	2422	Lotavia BROWN	JAM	26 Oct 00	4	12.72 0.0	12.62 +0.2	12.02 -0.4	12.72 0.0
11	2324	Ariana KUZMANOVA	BUL	15 Nov 00	8	12.34 -0.3	12.33 0.0	12.34 -0.3	X -0.7
12	2452	Diana Ana Maria ION	ROU	27 Nov 00	7	12.31 +0.3	X +1.1	12.31 +0.3	11.13 -1.9

ALL-TIME TOP LIST				SEASON TOP LIST			
RESULT	NAME	VENUE	DATE	RESULT	NAME	VENUE	2018
14.62	Tereza MARINOVA (BUL)	Sydney (SIAC Homebush)	25 Aug 96	14.00	Aleksandra NACHEVA (BUL)	Sofia (BUL)	17 Jun
14.57	Qiuyan HUANG (CHN)	Shanghai	19 Oct 97	13.95	Maria VICENTE (ESP)	Gyor (HUN)	8 Jul
14.52	Anastasiya ILYINA (RUS)	Santiago de Chile (E.Nacional)	20 Oct 00	13.92	Davisleydi VELAZCO (CUB)	La Habana (CUB)	23 Feb
14.46	Fenqmei PENG (CHN)	Chengdu	18 Apr 98	13.61	Eva PEPELNAK (SLO)	Vyškov (CZE)	16 Jun
14.43	Kaire LEIBAK (EST)	Beijing (Chaoyang Sport Center)	17 Aug 06	13.60	Mirieli Estaili SANTOS (BRA)	Tampere	14 Jul
14.38	Limei XIE (CHN)	Incheon	1 Sep 05	13.48	Ruta Kate LASMANE (LAT)	Tampere	14 Jul
14.36	Ruiping REN (CHN)	Beijing	1 Jun 94	13.46	Georgiana-Iuliana ANITEI (ROU)	Cluj-Napoca (ROU)	2 Jun
14.36	Dailenys ALCÁNTARA (CUB)	ana (Estadio Panamericano)	29 May 09	13.43	Jasmine MOORE (USA)	Austin (TX) USA	31 Mar
14.32	Yelena LYSAK (RUS)	Voronezh	18 Jun 94	13.43	Esra YILMAZ (TUR)	Istanbul (TUR)	4 Jun
14.29	Mabel GAY (CUB)	La Habana	5 Apr 02	13.36	Leyanis PÉREZ (CUB)	Camagüey (CUB)	4 Feb



RESULTS



Shot Put Women - Final

RECORDS	RESULT	NAME	COUNTRY	AGE	VENUE	DATE		
World U20 Record	WU20R	20.54	Astrid KUMBERNUSS	GDR	19	Orimattila 1 Jul 1989		
Championships Record	CR	18.76	Xiaoyan CHENG	CHN	19	Lisboa (Estadio Universitario) 21 Jul 1994		
World U20 Leading	WU20L	17.28	Jorinde VAN KLINKEN	NED	18	Emmeloord (NED) 17 Jun 2018		
Area U20 Record	AU20R		National U20 Record	NU20R	Personal Best	PB	Season Best	SB

11 July 2018 16:35 START TIME 22° C 53 %
 TEMPERATURE HUMIDITY
 17:35 END TIME 21° C 56 %

PLACE	BIB	NAME	COUNTRY	DATE of BIRTH	ORDER	RESULT	1	2	3	ORDER	4	5	6
1	2443	Madison-Lee WESCHE	NZL	13 Jun 99	12	17.09 PB	16.23	16.21	16.47	6	X	X	17.09
2	2343	Linru ZHANG	CHN	23 Sep 99	9	17.05	15.63	16.65	16.34	7	16.35	17.05	X
3	2440	Jorinde VAN KLINKEN	NED	2 Feb 00	1	17.05	17.05	X	X	8	X	X	15.36
4	2388	Selina DANTZLER	GER	12 Mar 00	8	16.16	15.18	15.96	X	5	X	16.16	15.86
5	2456	Meike STRYDOM	RSA	25 Aug 00	4	15.89	14.80	15.89	15.88	4	15.60	15.52	15.57
6	2486	Lindsay BAKER	USA	10 Apr 99	7	15.67	15.33	15.46	15.67	3	X	X	X
7	2393	Hanna MEINIKMANN	GER	28 Mar 99	10	15.41	15.11	X	15.13	1	X	15.41	15.08
8	2417	Sydney GIAMPIETRO	ITA	27 Jan 99	5	15.19	14.45	15.19	12.74	2	X	X	X
9	2374	Ashley BOLOGNA	FRA	11 Apr 00	3	14.89	14.89	X	X				
10	2481	Tetyana KRAVCHENKO	UKR	20 Aug 00	11	14.60	14.60	X	X				
11	2475	Aysel YILMAZ	TUR	28 Sep 99	2	13.62	13.62	13.55	X				
	2500	Alyssa WILSON	USA	20 Feb 99	6	NM	X	X	X				

ALL-TIME TOP LIST				SEASON TOP LIST			
RESULT	NAME	VENUE	DATE	RESULT	NAME	VENUE	2018
20.54	Astrid KUMBERNUSS (GDR)	Orimattila	1 Jul 89	17.28	Jorinde VAN KLINKEN (NED)	Emmeloord (NED)	17 Jun
20.24	Heidi KRIEGER (GDR)	Split	30 Apr 84	17.21	Alyssa WILSON (USA)	Eugene (USA)	7 Jun
20.23	Ilke WYLUDDA (GDR)	Karl-Marx-Stadt	16 Jul 88	17.15	Linru ZHANG (CHN)	Halle (GER)	26 May
20.12	Ilona BRIESENICK (GDR)	Erfurt	23 Aug 75	17.11	Lindsay BAKER (USA)	Columbus (USA)	21 Apr
20.02	Xiaoyan CHENG (CHN)	Beijing	5 Jun 94	17.09	Madison-Lee WESCHE (NZL)	Tampere	11 Jul
19.90	Stephanie STORP (FRG)	Hamburg	16 Aug 87	16.75	Selina DANTZLER (GER)	Halle (GER)	26 May
19.63	Yawen WANG (CHN)	Shijiazhuang	25 Apr 92	16.64	Alexandra EMILIANOV (MDA)	Fayetteville (USA)	28 Apr
19.57	Grit HAUPT-HAMMER (GDR)	Gera	7 Jul 84	16.52	Zada SWOOPES (USA)	Charlotte (USA)	26 May
19.48	Ines WITTICH (GDR)	Leipzig	29 Jul 87	16.28	Dianelis DELÍIS (CUB)	La Habana (CUB)	2 Jun
19.46	Lijiao GONG (CHN)	Beijing (National Stadium)	16 Aug 08	16.26	Tianxiao YU (CHN)	Chengdu (CHN)	1 Apr



SUMMARY



Shot Put Women - Qualification

With qualifying standard of 15.50 (Q) or at least the 12 best performers (q) advance to the Final

RECORDS	RESULT	NAME	COUNTRY	AGE	VENUE	DATE	
World U20 Record	WU20R	20.54 Astrid KUMBERNUSS	GDR	19	Orimattila	1 Jul 1989	
Championships Record	CR	18.76 Xiaoyan CHENG	CHN	19	Lisboa (Estadio Universitario)	21 Jul 1994	
World U20 Leading	WU20L	17.28 Jorinde VAN KLINKEN	NED	18	Emmeloord (NED)	17 Jun 2018	
Area U20 Record	AU20R	National U20 Record	NU20R	Personal Best	PB	Season Best	SB

11 July 2018

RANK	PLACE	GROUP	BIB	NAME	COUNTRY	DATE of BIRTH	RESULT	
1	1	A	2500	Alyssa WILSON	USA	20 Feb 99	17.02	Q
2	1	B	2440	Jorinde VAN KLINKEN	NED	2 Feb 00	16.01	Q
3	2	B	2443	Madison-Lee WESCHE	NZL	13 Jun 99	15.83	Q
4	3	B	2486	Lindsay BAKER	USA	10 Apr 99	15.78	Q
5	2	A	2456	Meike STRYDOM	RSA	25 Aug 00	15.72	Q
6	3	A	2343	Linru ZHANG	CHN	23 Sep 99	15.62	Q
7	4	A	2388	Selina DANTZLER	GER	12 Mar 00	15.39	q
8	4	B	2417	Sydney GIAMPIETRO	ITA	27 Jan 99	15.20	q
9	5	B	2393	Hanna MEINIKMANN	GER	28 Mar 99	15.16	q
10	6	B	2481	Tetyana KRAVCHENKO	UKR	20 Aug 00	14.73	q
11	5	A	2374	Ashley BOLOGNA	FRA	11 Apr 00	14.64	q
12	7	B	2475	Aysel YILMAZ	TUR	28 Sep 99	14.56	q PB
13	8	B	2329	Trinity TUTTI	CAN	3 May 00	14.54	
14	6	A	2411	Erna Sóley GUNNARSDÓTTIR	ISL	22 Mar 00	14.32	
15	7	A	2328	Grace TENNANT	CAN	2 Feb 99	14.31	
16	8	A	2429	Honoka OYAMA	JPN	17 Jan 99	14.23	
17	9	B	2400	Maria MAGKOULIA	GRE	11 Dec 00	14.17	
18	10	B	2322	Ana Carolina SILVA	BRA	12 Feb 99	14.15	
19	9	A	2359	Rosa Angelica SANTANA	DOM	25 May 99	14.13	
20	10	A	2368	Helena LEVEELAHTI	FIN	30 Sep 99	13.68	
21	11	B	2462	Axelina JOHANSSON	SWE	20 Apr 00	13.58	
22	12	B	2357	Thea JENSEN	DEN	12 Mar 99	13.46	
23	13	B	1816	Urte BACIANSKAITE	LTU	17 Sep 00	13.40	
24	11	A	2480	Hanna KHOPYAK	UKR	25 May 00	13.37	
		A	2471	Ianna ROACH	TTO	17 Jan 00	NM	
		A	2439	Jessica SCHILDER	NED	19 Mar 99	NM	

ALL-TIME TOP LIST				SEASON TOP LIST			
RESULT	NAME	VENUE	DATE	RESULT	NAME	VENUE	2018
20.54	Astrid KUMBERNUSS (GDR)	Orimattila	1 Jul 89	17.28	Jorinde VAN KLINKEN (NED)	Emmeloord (NED)	17 Jun
20.24	Heidi KRIEGER (GDR)	Split	30 Apr 84	17.21	Alyssa WILSON (USA)	Eugene (USA)	7 Jun
20.23	Ilke WYLUDDA (GDR)	Karl-Marx-Stadt	16 Jul 88	17.15	Linru ZHANG (CHN)	Halle (GER)	26 May
20.12	Ilona BRIESENICK (GDR)	Erfurt	23 Aug 75	17.11	Lindsay BAKER (USA)	Columbus (USA)	21 Apr
20.02	Xiaoyan CHENG (CHN)	Beijing	5 Jun 94	17.00	Madison-Lee WESCHE (NZL)	Mannheim (GER)	23 Jun
19.90	Stephanie STORP (FRG)	Hamburg	16 Aug 87	16.75	Selina DANTZLER (GER)	Halle (GER)	26 May
19.63	Yawen WANG (CHN)	Shijiazhuang	25 Apr 92	16.64	Alexandra EMILIANOV (MDA)	Fayetteville (USA)	28 Apr
19.57	Grit HAUPT-HAMMER (GDR)	Gera	7 Jul 84	16.52	Zada SWOOPES (USA)	Charlotte (USA)	26 May
19.48	Ines WITTICH (GDR)	Leipzig	29 Jul 87	16.28	Dianelis DELÍIS (CUB)	La Habana (CUB)	2 Jun
19.46	Lijiao GONG (CHN)	Beijing (National Stadium)	16 Aug 08	16.26	Tianxiao YU (CHN)	Chengdu (CHN)	1 Apr



RESULTS



Shot Put Women - Qualification

With qualifying standard of 15.50 (Q) or at least the 12 best performers (q) advance to the Final

RECORDS	RESULT	NAME	COUNTRY	AGE	VENUE	DATE	
World U20 Record	WU20R	20.54	Astrid KUMBERNUSS	GDR	19	Orimattila 1 Jul 1989	
Championships Record	CR	18.76	Xiaoyan CHENG	CHN	19	Lisboa (Estadio Universitario) 21 Jul 1994	
World U20 Leading	WU20L	17.28	Jorinde VAN KLINKEN	NED	18	Emmeloord (NED) 17 Jun 2018	
Area U20 Record	AU20R	National U20 Record	NU20R	Personal Best	PB	Season Best	SB

Group A

11 July 2018 10:15 START TIME 20° C 64% HUMIDITY
21° C 53%
10:53 END TIME

PLACE	BIB	NAME	COUNTRY	DATE OF BIRTH	ORDER	RESULT	1	2	3
1	2500	Alyssa WILSON	USA	20 Feb 99	6	17.02 Q	15.42	17.02	
2	2456	Meike STRYDOM	RSA	25 Aug 00	4	15.72 Q	14.97	15.41	15.72
3	2343	Linru ZHANG	CHN	23 Sep 99	7	15.62 Q	15.19	X	15.62
4	2388	Selina DANTZLER	GER	12 Mar 00	12	15.39 q	15.39	14.34	14.94
5	2374	Ashley BOLOGNA	FRA	11 Apr 00	10	14.64 q	14.60	14.45	14.64
6	2411	Erna Sóley GUNNARSDÓTTIR	ISL	22 Mar 00	13	14.32	14.32	13.70	14.24
7	2328	Grace TENNANT	CAN	2 Feb 99	3	14.31	13.78	13.91	14.31
8	2429	Honoka OYAMA	JPN	17 Jan 99	8	14.23	13.80	14.12	14.23
9	2359	Rosa Angelica SANTANA	DOM	25 May 99	5	14.13	13.42	14.13	13.98
10	2368	Helena LEVEELAHTI	FIN	30 Sep 99	9	13.68	X	13.43	13.68
11	2480	Hanna KHOPYAK	UKR	25 May 00	11	13.37	13.17	13.37	13.05
	2439	Jessica SCHILDER	NED	19 Mar 99	2	NM	X	X	X
	2471	Ianna ROACH	TTO	17 Jan 00	1	NM	X	X	X

Group B

11 July 2018 11:29 START TIME 20° C 60% HUMIDITY
21° C 49%
12:05 END TIME

PLACE	BIB	NAME	COUNTRY	DATE OF BIRTH	ORDER	RESULT	1	2	3
1	2440	Jorinde VAN KLINKEN	NED	2 Feb 00	3	16.01 Q	X	16.01	
2	2443	Madison-Lee WESCHE	NZL	13 Jun 99	7	15.83 Q	15.83		
3	2486	Lindsay BAKER	USA	10 Apr 99	1	15.78 Q	15.30	15.78	
4	2417	Sydney GIAMPIETRO	ITA	27 Jan 99	11	15.20 q	14.35	X	15.20
5	2393	Hanna MEINIKMANN	GER	28 Mar 99	5	15.16 q	14.82	15.16	14.65
6	2481	Tetyana KRAVCHENKO	UKR	20 Aug 00	12	14.73 q	14.73	14.59	14.73
7	2475	Aysel YILMAZ	TUR	28 Sep 99	9	14.56 q PB	14.56	X	13.80
8	2329	Trinity TUTTI	CAN	3 May 00	8	14.54	14.52	14.54	14.39
9	2400	Maria MAGKOULIA	GRE	11 Dec 00	6	14.17	13.72	13.98	14.17
10	2322	Ana Carolina SILVA	BRA	12 Feb 99	2	14.15	13.91	14.15	X
11	2462	Axelina JOHANSSON	SWE	20 Apr 00	13	13.58	X	13.58	X
12	2357	Thea JENSEN	DEN	12 Mar 99	4	13.46	X	13.46	13.40
13	1816	Urte BACIANSKAITE	LTU	17 Sep 00	10	13.40	13.40	13.07	13.26

ALL-TIME TOP LIST				SEASON TOP LIST			
RESULT	NAME	VENUE	DATE	RESULT	NAME	VENUE	2018
20.54	Astrid KUMBERNUSS (GDR)	Orimattila	1 Jul 89	17.28	Jorinde VAN KLINKEN (NED)	Emmeloord (NED)	17 Jun
20.24	Heidi KRIEGER (GDR)	Split	30 Apr 84	17.21	Alyssa WILSON (USA)	Eugene (USA)	7 Jun
20.23	Ilke WYLUDDA (GDR)	Karl-Marx-Stadt	16 Jul 88	17.15	Linru ZHANG (CHN)	Halle (GER)	26 May
20.12	Ilona BRIESENICK (GDR)	Erfurt	23 Aug 75	17.11	Lindsay BAKER (USA)	Columbus (USA)	21 Apr
20.02	Xiaoyan CHENG (CHN)	Beijing	5 Jun 94	17.00	Madison-Lee WESCHE (NZL)	Mannheim (GER)	23 Jun
19.90	Stephanie STORP (FRG)	Hamburg	16 Aug 87	16.75	Selina DANTZLER (GER)	Halle (GER)	26 May
19.63	Yawen WANG (CHN)	Shijiazhuang	25 Apr 92	16.64	Alexandra EMILIANOV (MDA)	Fayetteville (USA)	28 Apr
19.57	Grit HAUPT-HAMMER (GDR)	Gera	7 Jul 84	16.52	Zada SWOOPES (USA)	Charlotte (USA)	26 May
19.48	Ines WITTICH (GDR)	Leipzig	29 Jul 87	16.28	Dianelis DELIS (CUB)	La Habana (CUB)	2 Jun
19.46	Lijiao GONG (CHN)	Beijing (National Stadium)	16 Aug 08	16.26	Tianxiao YU (CHN)	Chengdu (CHN)	1 Apr



RESULTS



Discus Throw Women - Final

RECORDS	RESULT	NAME	COUNTRY	AGE	VENUE	DATE
World U20 Record	WU20R	74.40	Ilke WYLUDDA	GDR	19	Berlin 13 Sep 1988
Championships Record	CR	68.24	Ilke WYLUDDA	GDR	19	Sudbury (Laurentian University Stadium) 31 Jul 1988
World U20 Leading	WU20L	60.24	Alexandra EMILIANOV	MDA	19	Waco (USA) 12 May 2018
Area U20 Record	AU20R		National U20 Record	NU20R	Personal Best	PB
					Season Best	SB

12 July 2018 19:35 START TIME 21° C 56 %
 TEMPERATURE HUMIDITY
 20:45 END TIME 21° C 56 %

PLACE	BIB	NAME	COUNTRY	DATE of BIRTH	ORDER	RESULT	1	2	3	ORDER	4	5	6	
1	2436	Alexandra EMILIANOV	MDA	19 Sep 99	2	57.89	X	57.06	55.14	8	57.89	55.68	X	
2	2368	Helena LEVEELAHTI	FIN	30 Sep 99	9	56.80	NU20R	51.28	56.80	51.98	7	52.40	54.55	55.60
3	2351	Silinda Oneisi MORALES	CUB	30 Aug 00	8	55.37	PB	51.89	54.97	55.37	6	53.58	X	53.65
4	2379	Amanda NGANDU-NTUMBA	FRA	24 Jun 00	12	53.22		46.74	X	51.96	4	53.22	X	50.33
5	2342	Yuanyuan YIN	CHN	8 Oct 00	6	52.21		52.21	X	50.24	5	50.86	48.28	51.59
6	2479	Daria HARKUSHA	UKR	20 Apr 00	10	50.71		X	46.69	50.04	2	X	X	50.71
7	2440	Jorinde VAN KLINKEN	NED	2 Feb 00	5	50.61		47.09	49.88	X	1	50.61	X	46.87
8	2430	Maki SAITO	JPN	13 Feb 01	3	50.10		50.10	46.71	46.56	3	46.55	47.63	49.66
9	2321	Valquiria MEURER	BRA	18 Aug 99	1	49.03		49.03	X	47.34				
10	2500	Alyssa WILSON	USA	20 Feb 99	11	46.77		46.77	X	X				
11	2346	Marija TOLJ	CRO	29 Nov 99	7	45.07		X	X	45.07				
12	2341	Huanhuan YANG	CHN	3 Jan 00	4	44.91		X	X	44.91				

ALL-TIME TOP LIST				SEASON TOP LIST			
RESULT	NAME	VENUE	DATE	RESULT	NAME	VENUE	2018
74.40	Ilke WYLUDDA (GDR)	Berlin	13 Sep 88	60.24	Alexandra EMILIANOV (MDA)	Waco (USA)	12 May
67.38	Irina MESZYNSKI (GDR)	Berlin	14 Aug 81	59.02	Jorinde VAN KLINKEN (NED)	Halle (GER)	27 May
67.00	Jana GÜNTHER (GDR)	Potsdam	20 Aug 87	57.90	Marija TOLJ (CRO)	Split (CRO)	3 Mar
66.80	Svetla MITKOVA-SINIRTAS (BUL)	Sofia	21 Aug 82	56.98	Obiaqeri AMAECHI (USA)	Bloomington, IN (USA)	15 Jun
66.60	Astrid KUMBERNUSS (GDR)	Berlin	20 Jul 88	56.80	Helena LEVEELAHTI (FIN)	Tampere	12 Jul
66.34	Franka DIETZSCH (GDR)	Saint-Denis	11 Jun 87	56.39	Melany del Pilar MATHEUS (CUB)	Las Tunas (CUB)	10 Feb
66.30	Jana LAURÉN (GDR)	Karl-Marx-Stadt	18 Jun 89	55.58	Makenli FORREST (USA)	Coral Gables, FL (USA)	12 May
66.08	Qi CAO (CHN)	Beijing (NOCAS)	12 Sep 93	55.37	Silinda Oneisi MORALES (CUB)	Tampere	12 Jul
65.96	Grit HAUPT-HAMMER (GDR)	Leipzig	13 Jul 84	55.11	Alyssa WILSON (USA)	Westwood (USA)	29 Apr
65.22	Daniela COSTIAN (ROU)	Nitra	26 Aug 84	55.00	Ashley ANUMBA (USA)	Philadelphia (USA)	6 May



SUMMARY



Discus Throw Women - Qualification

With qualifying standard of 53.00 (Q) or at least the 12 best performers (q) advance to the Final

BIB 2479 QUALIFIED TO THE FINAL BIB 2387 NOT QUALIFIED

RECORDS	RESULT	NAME	COUNTRY	AGE	VENUE	DATE
World U20 Record WU20R	74.40	Ilke WYLUDDA	GDR	19	Berlin	13 Sep 1988
Championships Record CR	68.24	Ilke WYLUDDA	GDR	19	Sudbury (Laurentian University Stadium)	31 Jul 1988
World U20 Leading WU20L	60.24	Alexandra EMILIANOV	MDA	19	Waco (USA)	12 May 2018
Area U20 Record AU20R		National U20 Record NU20R		Personal Best PB		Season Best SB

10 July 2018

RANK	PLACE	GROUP	BIB	NAME	COUNTRY	DATE of BIRTH	RESULT	
1	1	A	2436	Alexandra EMILIANOV	MDA	19 Sep 99	57.05	Q
2	1	B	2368	Helena LEVEELAHTI	FIN	30 Sep 99	54.87	Q
3	2	B	2351	Silinda Oneisi MORALES	CUB	30 Aug 00	54.05	Q
4	3	B	2440	Jorinde VAN KLINKEN	NED	2 Feb 00	53.58	Q
5	4	B	2500	Alyssa WILSON	USA	20 Feb 99	53.32	Q
6	2	A	2341	Huanhuan YANG	CHN	3 Jan 00	52.76	q
7	5	B	2346	Marija TOLJ	CRO	29 Nov 99	51.77	q
8	6	B	2342	Yuanyuan YIN	CHN	8 Oct 00	51.59	q
9	7	B	2321	Valquiria MEURER	BRA	18 Aug 99	50.92	q
10	8	B	2479	Daria HARKUSHA	UKR	20 Apr 00	50.12	q
11	9	B	2430	Maki SAITO	JPN	13 Feb 01	49.84	q
12	3	A	2379	Amanda NGANDU-NTUMBA	FRA	24 Jun 00	49.81	q
13	10	B	2387	Leia BRAUNAGEL	GER	5 Oct 00	48.97	
14	4	A	2483	Obiageri AMAECHI	USA	12 Mar 99	48.94	
15	5	A	2412	Estel VALEANU	ISR	1 Aug 99	48.70	
16	6	A	2356	Annesofie Hartmann NIELSEN	DEN	22 Sep 00	48.64	
17	7	A	2438	Enid DUUT	NED	18 May 99	48.59	
18	8	A	2465	Caisa-Marie LINDFORS	SWE	00	48.49	
19	9	A	2308	Talosaga KIA	AUS	6 Sep 01	48.44	
20	10	A	2398	Charleen ZOSCHKE	GER	29 Jan 99	48.22	
21	11	B	2407	Arpandeeep KAUR	IND	15 Jan 99	48.17	
22	12	B	2328	Grace TENNANT	CAN	2 Feb 99	48.12	
23	11	A	2329	Trinity TUTTI	CAN	3 May 00	47.81	
24	12	A	2315	Mediha SALKIC	BIH	22 Feb 99	46.69	
25	13	B	2455	Ioana Diana TIGANASU	ROU	16 Jan 00	45.18	
26	13	A	2406	M. KARUNIYA	IND	00	43.96	
27	14	B	2330	Lacee BARNES	CAY	19 Aug 99	42.41	
28	14	A	2446	Agnieszka KULAK	POL	3 Jul 99	39.27	
		A	2350	Melany del Pilar MATHEUS	CUB	19 Jan 01	NM	

ALL-TIME TOP LIST				SEASON TOP LIST			
RESULT	NAME	VENUE	DATE	RESULT	NAME	VENUE	2018
74.40	Ilke WYLUDDA (GDR)	Berlin	13 Sep 88	60.24	Alexandra EMILIANOV (MDA)	Waco (USA)	12 May
67.38	Irina MESZYNSKI (GDR)	Berlin	14 Aug 81	59.02	Jorinde VAN KLINKEN (NED)	Halle (GER)	27 May
67.00	Jana GÜNTHER (GDR)	Potsdam	20 Aug 87	57.90	Marija TOLJ (CRO)	Split (CRO)	3 Mar
66.80	Svetla MITKOVA-SINIRTAS (BUL)	Sofia	21 Aug 82	56.98	Obiageri AMAECHI (USA)	Bloomington, IN (USA)	15 Jun
66.60	Astrid KUMBERNUSS (GDR)	Berlin	20 Jul 88	56.39	Melany del Pilar MATHEUS (CUB)	Las Tunas (CUB)	10 Feb
66.34	Franka DIETZSCH (GDR)	Saint-Denis	11 Jun 87	55.58	Makenli FORREST (USA)	Coral Gables, FL (USA)	12 May
66.30	Jana LAURÉN (GDR)	Karl-Marx-Stadt	18 Jun 89	55.11	Alyssa WILSON (USA)	Westwood (USA)	29 Apr
66.08	Qi CAO (CHN)	Beijing (INOCAS)	12 Sep 93	55.02	Helena LEVEELAHTI (FIN)	Kokemäki (FIN)	28 Jun
65.96	Grit HAUPT-HAMMER (GDR)	Leipzig	13 Jul 84	55.00	Ashley ANUMBA (USA)	Philadelphia (USA)	6 May
65.22	Daniela COSTIAN (ROU)	Nitra	26 Aug 84	54.68	Silinda Oneisi MORALES (CUB)	Las Tunas (CUB)	10 Feb



RESULTS



Discus Throw Women - Qualification

With qualifying standard of 53.00 (Q) or at least the 12 best performers (q) advance to the Final

BIB 2479 QUALIFIED TO THE FINAL BIB 2387 NOT QUALIFIED

RECORDS	RESULT	NAME	COUNTRY	AGE	VENUE	DATE
World U20 Record WU20R	74.40	Ilke WYLUDDA	GDR	19	Berlin	13 Sep 1988
Championships Record CR	68.24	Ilke WYLUDDA	GDR	19	Sudbury (Laurentian University Stadium)	31 Jul 1988
World U20 Leading WU20L	60.24	Alexandra EMILIANOV	MDA	19	Waco (USA)	12 May 2018
Area U20 Record AU20R	National U20 Record NU20R	Personal Best PB	Season Best SB			

Group A

10 July 2018 16:45 START TIME 23° C 38 %
TEMPERATURE HUMIDITY
17:24 END TIME 22° C 46 %

PLACE	BIB	NAME	COUNTRY	DATE of BIRTH	ORDER	RESULT	1	2	3
1	2436	Alexandra EMILIANOV	MDA	19 Sep 99	15	57.05 Q	57.05	-	-
2	2341	Huanhuan YANG	CHN	3 Jan 00	5	52.76 q	49.28	X	52.76
3	2379	Amanda NGANDU-NTUMBA	FRA	24 Jun 00	7	49.81 q	49.81	X	48.25
4	2483	Obiageri AMAECHI	USA	12 Mar 99	9	48.94	X	X	48.94
5	2412	Estel VALEANU	ISR	1 Aug 99	1	48.70	48.70	X	47.78
6	2356	Annesofie Hartmann NIELSEN	DEN	22 Sep 00	11	48.64	48.64	48.02	45.10
7	2438	Enid DUUT	NED	18 May 99	12	48.59	48.59	48.32	X
8	2465	Caisa-Marie LINDFORS	SWE	00	13	48.49	48.49	44.82	45.81
9	2308	Talosaga KIA	AUS	6 Sep 01	14	48.44	48.44	46.61	X
10	2398	Charleen ZOSCHKE	GER	29 Jan 99	10	48.22	48.22	47.84	X
11	2329	Trinity TUTTI	CAN	3 May 00	3	47.81	X	47.81	X
12	2315	Mediha SALKIC	BIH	22 Feb 99	2	46.69	X	46.69	X
13	2406	M. KARUNIYA	IND	00	8	43.96	X	42.92	43.96
14	2446	Agnieszka KULAK	POL	3 Jul 99	4	39.27	39.27	X	X
	2350	Melany del Pilar MATHEUS	CUB	19 Jan 01	6	NM	X	X	X

Group B

10 July 2018 18:09 START TIME 23° C 44 %
TEMPERATURE HUMIDITY
18:45 END TIME 23° C 44 %

PLACE	BIB	NAME	COUNTRY	DATE of BIRTH	ORDER	RESULT	1	2	3
1	2368	Helena LEVEELAHTI	FIN	30 Sep 99	10	54.87 Q	51.12	54.87	
2	2351	Silinda Oneisi MORALES	CUB	30 Aug 00	11	54.05 Q	54.05		
3	2440	Jorinde VAN KLINKEN	NED	2 Feb 00	2	53.58 Q	53.58		
4	2500	Alyssa WILSON	USA	20 Feb 99	7	53.32 Q	53.32		
5	2346	Marija TOLJ	CRO	29 Nov 99	3	51.77 q	51.77	X	X
6	2342	Yuanyuan YIN	CHN	8 Oct 00	9	51.59 q	50.89	51.59	50.75
7	2321	Valquiria MEURER	BRA	18 Aug 99	1	50.92 q	41.97	50.92	48.10
8	2479	Daria HARKUSHA	UKR	20 Apr 00	14	50.12 q	X	X	50.12
9	2430	Maki SAITO	JPN	13 Feb 01	8	49.84 q	47.87	49.82	49.84
10	2387	Leia BRAUNAGEL	GER	5 Oct 00	4	48.97	X	48.97	X
11	2407	Arpandeeep KAUR	IND	15 Jan 99	13	48.17	41.16	46.74	48.17
12	2328	Grace TENNANT	CAN	2 Feb 99	6	48.12	48.12	X	46.92
13	2455	Ioana Diana TIGANASU	ROU	16 Jan 00	5	45.18	X	45.18	X
14	2330	Lacee BARNES	CAY	19 Aug 99	12	42.41	X	35.54	42.41

ALL-TIME TOP LIST

RESULT	NAME	VENUE	DATE
74.40	Ilke WYLUDDA (GDR)	Berlin	13 Sep 88
67.38	Irina MESZYSKI (GDR)	Berlin	14 Aug 81
67.00	Jana GÜNTHER (GDR)	Potsdam	20 Aug 87
66.80	Svetla MITKOVA-SINIRTAS (BUL)	Sofia	21 Aug 82
66.60	Astrid KUMBERNUSS (GDR)	Berlin	20 Jul 88
66.34	Franka DIETZSCH (GDR)	Saint-Denis	11 Jun 87
66.30	Jana LAURÉN (GDR)	Karl-Marx-Stadt	18 Jun 89
66.08	Qi CAO (CHN)	Beijing (INOCAS)	12 Sep 93
65.96	Grit HAAPT-HAMMER (GDR)	Leipzig	13 Jul 84
65.22	Daniela COSTIAN (ROU)	Nitra	26 Aug 84

SEASON TOP LIST

RESULT	NAME	VENUE	2018
60.24	Alexandra EMILIANOV (MDA)	Waco (USA)	12 May
59.02	Jorinde VAN KLINKEN (NED)	Halle (GER)	27 May
57.90	Marija TOLJ (CRO)	Split (CRO)	3 Mar
56.98	Obiageri AMAECHI (USA)	Bloomington, IN (USA)	15 Jun
56.39	Melany del Pilar MATHEUS (CUB)	Las Tunas (CUB)	10 Feb
55.58	Makenli FORREST (USA)	Coral Gables, FL (USA)	12 May
55.11	Alyssa WILSON (USA)	Westwood (USA)	29 Apr
55.02	Helena LEVEELAHTI (FIN)	Kokemäki (FIN)	28 Jun
55.00	Ashley ANUMBA (USA)	Philadelphia (USA)	6 May
54.68	Silinda Oneisi MORALES (CUB)	Las Tunas (CUB)	10 Feb



RESULTS



Hammer Throw Women - Final

RECORDS	RESULT	NAME	COUNTRY	AGE	VENUE	DATE	
World U20 Record	WU20R	73.24	Wenxiu ZHANG	CHN	19	Changsha 24 Jun 2005	
Championships Record	CR	70.62	Alexandra TAVERNIER	FRA	19	Barcelona (Estadio Olímpico) 14 Jul 2012	
World U20 Leading	WU20L	66.99	Alyssa WILSON	USA	19	Eugene (USA) 7 Jun 2018	
Area U20 Record	AU20R	National U20 Record	NU20R	Personal Best	PB	Season Best	SB


14 July 2018 13:17 START TIME 25° C 51 %
 TEMPERATURE HUMIDITY
 14:27 END TIME 25° C 47 %

PLACE	BIB	NAME	COUNTRY	DATE of BIRTH	ORDER	RESULT	1	2	3	ORDER	4	5	6
1	2327	Camryn ROGERS	CAN	7 Jun 99	10	64.90	64.90	59.18	63.30	8	63.87	63.78	X
2	2500	Alyssa WILSON	USA	20 Feb 99	12	64.45	60.23	64.14	64.45	7	63.56	58.23	60.06
3	2349	Yaritza MARTÍNEZ	CUB	3 Feb 00	5	63.82	60.75	60.69	X	2	61.72	63.82	X
4	2335	Weilu HUANG	CHN	20 Jul 99	2	62.63 PB	X	62.63	59.96	6	58.64	59.96	59.68
5	2347	Amanda ALMENDÁRIZ	CUB	19 Nov 00	8	61.82	61.82	X	X	5	X	X	X
6	2497	Jillian SHIPPEE	USA	19 Apr 99	13	61.38 PB	X	X	59.92	1	61.38	57.85	58.93
7	2354	Katerina SKYPALOVÁ	CZE	20 Feb 99	4	61.37	59.15	59.20	61.21	4	61.37	X	X
8	2370	Kiira VÄÄNÄNEN	FIN	6 Jan 99	6	61.18	58.53	61.18	60.42	3	X	60.42	60.94
9	2454	Ana Adela STANCIU	ROU	13 Jun 00	3	59.70	59.70	58.04	X				
10	2331	Mariana GARCÍA	CHI	19 Mar 99	11	59.66	59.66	59.36	57.21				
11	2316	Tatsiana RAMANOVICH	BLR	26 Mar 00	9	59.35	55.60	X	59.35				
12	2386	Samantha BORUTTA	GER	7 Aug 00	1	58.04	56.70	58.02	58.04				
13	2449	Patrycja MACIEJEWSKA	POL	1 Jun 99	7	55.81	44.35	55.81	55.25				

ALL-TIME TOP LIST				SEASON TOP LIST			
RESULT	NAME	VENUE	DATE	RESULT	NAME	VENUE	2018
73.24	Wenxiu ZHANG (CHN)	Changsha	24 Jun 05	66.99	Alyssa WILSON (USA)	Eugene (USA)	7 Jun
71.71	Kamila SKOLIMOWSKA (POL)	Melbourne	9 Sep 01	66.57	Menqyuan ZHOU (CHN)	Chengdu (CHN)	1 Apr
70.62	Alexandra TAVERNIER (FRA)	Barcelona (Estadio Olímpico)	14 Jul 12	65.61	Camryn ROGERS (CAN)	Berkeley, CA (USA)	27 Apr
70.39	Maryia SMALIACHKOVA (BLR)	Minsk	26 Jun 04	65.00	Makenli FORREST (USA)	Louisville (USA)	27 Apr
70.39	Réka GYURÁTZ (HUN)	Budapest	23 May 15	64.89	Valeriya IVANENKO (UKR)	Kropyvnytskyi (UKR)	23 Jun
69.73	Nataliya ZOLOTUKHINA (UKR)	Kyiv	24 Jul 04	64.78	Yaritza MARTÍNEZ (CUB)	La Habana (CUB)	3 Mar
69.63	Bianca Florentina GHELBER (ROU)	Bucuresti	16 Aug 09	64.67	Amanda ALMENDÁRIZ (CUB)	La Habana (CUB)	3 Mar
69.32	Sofia PALKINA (RUS)	Zhukovskiy (Meteor)	16 Jun 17	64.52	Katerina SKYPALOVÁ (CZE)	Sušice (CZE)	15 May
69.25	Audrey CIOFANI (FRA)	Gagny	10 May 15	64.16	Jillian SHIPPEE (USA)	Bloomington, IN (USA)	16 Jun
68.98	Ayamey MEDINA (CUB)	La Habana (Estadio Panamericano)	27 May 16	63.61	Ana Adela STANCIU (ROU)	Istanbul (TUR)	22 Jun



SUMMARY



Hammer Throw Women - Qualification

With qualifying standard of 62.00 (Q) or at least the 12 best performers (q) advance to the Final

BIB 2327 ADVANCED TO THE FINAL BY THE JURY OF APPEAL

RECORDS	RESULT	NAME	COUNTRY	AGE	VENUE	DATE
World U20 Record WU20R	73.24	Wenxiu ZHANG	CHN	19	Changsha	24 Jun 2005
Championships Record CR	70.62	Alexandra TAVERNIER	FRA	19	Barcelona (Estadio Olímpico)	14 Jul 2012
World U20 Leading WU20L	66.99	Alyssa WILSON	USA	19	Eugene (USA)	7 Jun 2018
Area U20 Record AU20R		National U20 Record NU20R		Personal Best PB		Season Best SB

12 July 2018

RANK	PLACE	GROUP	BIB	NAME	COUNTRY	DATE of BIRTH	RESULT	
1	1	A	2316	Tatsiana RAMANOVICH	BLR	26 Mar 00	62.84	Q
2	1	B	2349	Yaritza MARTÍNEZ	CUB	3 Feb 00	62.58	Q
3	2	B	2335	Weilu HUANG	CHN	20 Jul 99	61.74	q
4	3	B	2354	Katerina SKYPALOVÁ	CZE	20 Feb 99	61.26	q
5	4	B	2454	Ana Adela STANCIU	ROU	13 Jun 00	60.58	q
6	5	B	2331	Mariana GARCÍA	CHI	19 Mar 99	59.91	q
7	6	B	2370	Kiira VÄÄNÄNEN	FIN	6 Jan 99	59.75	q
8	2	A	2386	Samantha BORUTTA	GER	7 Aug 00	59.36	q
9	7	B	2449	Patrycja MACIEJEWSKA	POL	1 Jun 99	59.02	q
10	3	A	2347	Amanda ALMENDÁRIZ	CUB	19 Nov 00	58.84	q
11	8	B	2500	Alyssa WILSON	USA	20 Feb 99	58.71	q
12	4	A	2497	Jillian SHIPPEE	USA	19 Apr 99	58.34	q
13	9	B	2474	Dünya Ezgi SAYAN	TUR	26 Feb 00	57.76	
14	5	A	2405	Zsanett NÉMETH	HUN	19 Dec 00	57.45	
15	10	B	2415	Cecilia DESIDERI	ITA	23 May 99	57.18	
16	11	B	2382	Katie HEAD	GBR	9 Dec 99	56.97	
17	6	A	2358	Lise Lotte JEPSEN	DEN	24 Sep 00	56.61	
18	12	B	2444	Ximena ZORRILLA	PER	2 Nov 00	56.55	
19	7	A	2362	Gema MARTÍ	ESP	19 Jul 00	56.01	
20	8	A	2503	Antonella CREAZZOLA	VEN	29 Jan 00	55.94	
21	13	B	2309	Louise MENDES	AUS	12 Feb 99	55.49	
22	9	A	2467	Jennifer QUICK	SWE	00	54.49	
23	14	B	2364	Natalia SÁNCHEZ	ESP	8 May 00	53.95	
24	10	A	2413	Lucilla CELEGHINI	ITA	16 Jan 99	53.54	
25	11	A	2453	Elena Stefania MITREA	ROU	23 Sep 99	52.90	
26	15	B	2450	Franshesly RODRIGUEZ	PUR	25 Mar 99	52.81	
27	16	B	2318	Katsiaryna VALADKEVICH	BLR	20 Jan 00	52.70	
28	12	A	2305	Caitlyn HESTER	AUS	17 Sep 99	52.67	
29	13	A	2435	Alina ANDRITCHI	MDA	16 Jan 99	49.46	
30	14	A	2385	Nino TSYKVADZE	GEO	14 Feb 99	47.51	
		A	2327	Camryn ROGERS	CAN	7 Jun 99	NM	qJ
		A	2344	Mengyuan ZHOU	CHN	3 Sep 99	NM	

SUMMARY
Hammer Throw Women - Qualification


BIB 2327 ADVANCED TO THE FINAL BY THE JURY OF APPEAL

12 July 2018

RANK	PLACE	GROUP	BIB	NAME	COUNTRY	DATE of BIRTH	RESULT
ALL-TIME TOP LIST							
RESULT	NAME	VENUE	DATE				
73.24	Wenxiu ZHANG (CHN)	Changsha	24 Jun 05				
71.71	Kamila SKOLIMOWSKA (POL)	Melbourne	9 Sep 01				
70.62	Alexandra TAVERNIER (FRA)	Barcelona (Estadio Olímpico)	14 Jul 12				
70.39	Maryia SMALIACHKOVA (BLR)	Minsk	26 Jun 04				
70.39	Réka GYURÁTZ (HUN)	Budapest	23 May 15				
69.73	Nataliya ZOLOTUKHINA (UKR)	Kyiv	24 Jul 04				
69.63	Bianca Florentina GHELBER (ROU)	Bucuresti	16 Aug 09				
69.32	Sofia PALKINA (RUS)	Zhukovskiy (Meteor)	16 Jun 17				
69.25	Audrey CIOFANI (FRA)	Gagny	10 May 15				
68.98	Ayamey MEDINA (CUB)	Habana (Estadio Panamericano)	27 May 16				
SEASON TOP LIST							
RESULT	NAME	VENUE	2018				
66.99	Alyssa WILSON (USA)	Eugene (USA)	7 Jun				
66.57	Menqyuan ZHOU (CHN)	Chengdu (CHN)	1 Apr				
65.61	Camryn ROGERS (CAN)	Berkeley, CA (USA)	27 Apr				
65.00	Makenli FORREST (USA)	Louisville (USA)	27 Apr				
64.89	Valeriya IVANENKO (UKR)	Kropyvnytskyi (UKR)	23 Jun				
64.78	Yaritza MARTÍNEZ (CUB)	La Habana (CUB)	3 Mar				
64.67	Amanda ALMENDÁRIZ (CUB)	La Habana (CUB)	3 Mar				
64.52	Katerina SKYPALOVÁ (CZE)	Sušice (CZE)	15 May				
64.16	Jillian SHIPPEE (USA)	Bloomington, IN (USA)	16 Jun				
63.61	Ana Adela STANCIU (ROU)	Istanbul (TUR)	22 Jun				



RESULTS



Hammer Throw Women - Qualification

With qualifying standard of 62.00 (Q) or at least the 12 best performers (q) advance to the Final

BIB 2327 ADVANCED TO THE FINAL BY THE JURY OF APPEAL

RECORDS	RESULT	NAME	COUNTRY	AGE	VENUE	DATE
World U20 Record WU20R	73.24	Wenxiu ZHANG	CHN	19	Changsha	24 Jun 2005
Championships Record CR	70.62	Alexandra TAVERNIER	FRA	19	Barcelona (Estadio Olímpico)	14 Jul 2012
World U20 Leading WU20L	66.99	Alyssa WILSON	USA	19	Eugene (USA)	7 Jun 2018
Area U20 Record AU20R	National U20 Record NU20R	Personal Best PB	Season Best SB			

Group A

12 July 2018 09:39 START TIME 21° C TEMPERATURE 56 % HUMIDITY
10:24 END TIME 21° C

PLACE	BIB	NAME	COUNTRY	DATE OF BIRTH	ORDER	RESULT	1	2	3
1	2316	Tatsiana RAMANOVICH	BLR	26 Mar 00	11	62.84 Q	62.84		
2	2386	Samantha BORUTTA	GER	7 Aug 00	2	59.36 q	58.21	59.36	X
3	2347	Amanda ALMENDÁRIZ	CUB	19 Nov 00	10	58.84 q	X	58.84	X
4	2497	Jillian SHIPPEE	USA	19 Apr 99	12	58.34 q	X	55.89	58.34
5	2405	Zsanett NÉMETH	HUN	19 Dec 00	6	57.45	49.91	57.45	X
6	2358	Lise Lotte JEPSEN	DEN	24 Sep 00	4	56.61	56.61	56.26	X
7	2362	Gema MARTÍ	ESP	19 Jul 00	8	56.01	54.78	56.01	55.36
8	2503	Antonella CREAZZOLA	VEN	29 Jan 00	5	55.94	54.23	55.94	46.13
9	2467	Jennifer QUICK	SWE	00	1	54.49	54.49	54.08	X
10	2413	Lucilla CELEGHINI	ITA	16 Jan 99	15	53.54	50.67	53.32	53.54
11	2453	Elena Stefania MITREA	ROU	23 Sep 99	13	52.90	52.90	X	X
12	2305	Caitlyn HESTER	AUS	17 Sep 99	7	52.67	51.01	52.67	50.23
13	2435	Alina ANDRITCHI	MDA	16 Jan 99	14	49.46	X	46.75	49.46
14	2385	Nino TSYKVADZE	GEO	14 Feb 99	9	47.51	X	X	47.51
	2327	Camryn ROGERS	CAN	7 Jun 99	16	NM qJ	X		
	2344	Mengyuan ZHOU	CHN	3 Sep 99	3	NM	X	X	X

Group B

12 July 2018 10:55 START TIME 21° C TEMPERATURE 56 % HUMIDITY
11:43 END TIME 21° C

PLACE	BIB	NAME	COUNTRY	DATE OF BIRTH	ORDER	RESULT	1	2	3
1	2349	Yaritza MARTÍNEZ	CUB	3 Feb 00	11	62.58 Q	58.76	62.58	
2	2335	Weilu HUANG	CHN	20 Jul 99	9	61.74 q	56.68	60.86	61.74
3	2354	Katerina SKYPALOVÁ	CZE	20 Feb 99	15	61.26 q	58.63	60.47	61.26
4	2454	Ana Adela STANCIU	ROU	13 Jun 00	14	60.58 q	57.74	55.70	60.58
5	2331	Mariana GARCÍA	CHI	19 Mar 99	12	59.91 q	58.54	55.43	59.91
6	2370	Kiira VÄÄNÄNEN	FIN	6 Jan 99	3	59.75 q	58.99	58.03	59.75
7	2449	Patrycja MACIEJEWSKA	POL	1 Jun 99	13	59.02 q	58.53	X	59.02
8	2500	Alyssa WILSON	USA	20 Feb 99	10	58.71 q	X	57.70	58.71
9	2474	Dünya Ezgi SAYAN	TUR	26 Feb 00	7	57.76	56.67	55.98	57.76
10	2415	Cecilia DESIDERI	ITA	23 May 99	1	57.18	57.18	X	X
11	2382	Katie HEAD	GBR	9 Dec 99	8	56.97	55.57	56.97	X
12	2444	Ximena ZORRILLA	PER	2 Nov 00	16	56.55	56.55	54.96	55.37
13	2309	Louise MENDES	AUS	12 Feb 99	6	55.49	X	53.12	55.49
14	2364	Natalia SÁNCHEZ	ESP	8 May 00	4	53.95	X	53.79	53.95
15	2450	Franshesly RODRIGUEZ	PUR	25 Mar 99	5	52.81	52.81	X	X
16	2318	Katsiaryna VALADKEVICH	BLR	20 Jan 00	2	52.70	51.80	52.61	52.70



RESULTS
Hammer Throw Women - Qualification

BIB 2327 ADVANCED TO THE FINAL BY THE JURY OF APPEAL

ALL-TIME TOP LIST				SEASON TOP LIST			
RESULT	NAME	VENUE	DATE	RESULT	NAME	VENUE	2018
73.24	Wenxiu ZHANG (CHN)	Changsha	24 Jun 05	66.99	Alyssa WILSON (USA)	Eugene (USA)	7 Jun
71.71	Kamila SKOLIMOWSKA (POL)	Melbourne	9 Sep 01	66.57	Mengyuan ZHOU (CHN)	Chengdu (CHN)	1 Apr
70.62	Alexandra TAVERNIER (FRA)	Barcelona (Estadio Olímpico)	14 Jul 12	65.61	Camryn ROGERS (CAN)	Berkeley, CA (USA)	27 Apr
70.39	Maryia SMALIACHKOVA (BLR)	Minsk	26 Jun 04	65.00	Makenli FORREST (USA)	Louisville (USA)	27 Apr
70.39	Réka GYURÁTZ (HUN)	Budapest	23 May 15	64.89	Valeriya IVANENKO (UKR)	Kropyvnytskyi (UKR)	23 Jun
69.73	Nataliya ZOLOTUKHINA (UKR)	Kyiv	24 Jul 04	64.78	Yaritza MARTÍNEZ (CUB)	La Habana (CUB)	3 Mar
69.63	Bianca Florentina GHELBER (ROU)	Bucuresti	16 Aug 09	64.67	Amanda ALMENDÁRIZ (CUB)	La Habana (CUB)	3 Mar
69.32	Sofia PALKINA (RUS)	Zhukovskiy (Meteor)	16 Jun 17	64.52	Katerina SKYPALOVÁ (CZE)	Sušice (CZE)	15 May
69.25	Audrey CIOFANI (FRA)	Gagny	10 May 15	64.16	Jillian SHIPPEE (USA)	Bloomington, IN (USA)	16 Jun
68.98	Ayamey MEDINA (CUB)	Habana (Estadio Panamericano)	27 May 16	63.61	Ana Adela STANCIU (ROU)	Istanbul (TUR)	22 Jun



RESULTS



Javelin Throw Women - Final

RECORDS	RESULT	NAME	COUNTRY	AGE	VENUE	DATE	
World U20 Record	WU20R	63.86 Yulenmis AGUILAR	CUB	19	Edmonton (Foote Field)	2 Aug 2015	
Championships Record	CR	63.01 Vera REBRIK	UKR	19	Bydgoszcz (Zdzislaw Krzyszkowiak)	10 Jul 2008	
World U20 Leading	WU20L	56.86 Tomoka KUWAZOE	JPN	19	Hiratsuka (JPN)	15 Jun 2018	
Area U20 Record	AU20R	National U20 Record	NU20R	Personal Best	PB	Season Best	SB

11 July 2018 18:50 START TIME 21° C 56 %
 TEMPERATURE HUMIDITY
 19:57 END TIME 21° C 60 %

PLACE	BIB	NAME	COUNTRY	DATE of BIRTH	ORDER	RESULT	1	2	3	ORDER	4	5	6
1	1940	Alina SHUKH	UKR	12 Feb 99	5	55.95 SB	53.42	54.53	55.95	8	53.29	X	-
2	2428	Tomoka KUWAZOE	JPN	1 Feb 99	1	55.66	48.39	49.31	55.66	7	54.35	51.98	43.58
3	2485	Dana BAKER	USA	7 Oct 99	7	55.04 PB	51.85	55.04	53.13	6	51.70	X	52.90
4	2420	Carolina VISCA	ITA	31 May 00	8	53.84	52.35	X	53.75	5	X	X	53.84
5	2421	Sara ZABARINO	ITA	1 Aug 99	12	52.98	51.43	52.98	50.24	4	50.00	50.23	51.21
6	2332	Qianqian DAI	CHN	23 Aug 00	9	52.95	49.29	47.35	52.95	3	50.66	X	49.07
7	2366	Elina KINNUNEN	FIN	5 Jan 99	6	52.50 SB	50.78	50.75	52.50	2	51.88	51.25	52.40
8	2468	Hui-Jun LI	TPE	12 May 99	4	51.49	48.62	51.49	49.78	1	47.19	50.78	49.07
9	2457	Zoja ŠUŠTERŠIČ	SLO	29 May 00	2	50.59	47.39	50.59	50.00				
10	2320	Fabielle Samira FERREIRA	BRA	20 Oct 99	3	50.05	50.05	X	49.26				
11	2472	Münevver HANCI	TUR	25 Jan 01	11	48.97	46.51	47.89	48.97				
12	2360	Yuleixi Anaí ANGULO	ECU	2 Jan 01	10	46.44	45.85	X	46.44				

ALL-TIME TOP LIST				SEASON TOP LIST			
RESULT	NAME	VENUE	DATE	RESULT	NAME	VENUE	2018
63.86	Yulenmis AGUILAR (CUB)	Edmonton (Foote Field)	2 Aug 15	56.86	Tomoka KUWAZOE (JPN)	Hiratsuka (JPN)	15 Jun
63.01	Vera REBRIK (UKR)	Bydgoszcz (Zdzislaw Krzyszkowiak)	10 Jul 08	56.79	Carolina VISCA (ITA)	Firenze (ITA)	27 Apr
62.93	Juan XUE (CHN)	Changsha	27 Oct 03	56.50	Hui-Jun LI (TPE)	Taipei (TPE)	25 May
62.11	Maria ANDREJCZYK (POL)	Cetniewo (OPO)	1 Aug 15	56.21	Maura FIAMONCINI (USA)	Selinsgrove, PA (USA)	31 Mar
62.09	Li ZHANG (CHN)	Beijing (National Stadium)	25 May 08	55.95	Alina SHUKH (UKR)	Tampere	11 Jul
61.99	Yaning WANG (CHN)	Huizhou	14 Oct 99	55.46	Qianqian DAI (CHN)	Chengdu (CHN)	1 Apr
61.96	Sofi FLINK (SWE)	Moskva (Luzhniki)	16 Aug 13	55.39	Mailen BROOKS (CUB)	La Habana (CUB)	9 Jun
61.79	Nikolett SZABÓ (HUN)	Schwechat	23 May 99	55.27	Yinq WANG (CHN)	Chengdu (CHN)	5 Apr
61.61	Chunfenq CHANG (CHN)	Chengdu	4 Jun 07	55.04	Dana BAKER (USA)	Tampere	11 Jul
61.49	Lili LIANG (CHN)	Benxi	1 Jun 02	54.16	Sae TAKEMOTO (JPN)	Gifu (JPN)	8 Jun



SUMMARY



Javelin Throw Women - Qualification

With qualifying standard of 53.50 (Q) or at least the 12 best performers (q) advance to the Final

RECORDS	RESULT	NAME	COUNTRY	AGE	VENUE	DATE	
World U20 Record	WU20R	63.86 Yulenmis AGUILAR	CUB	19	Edmonton (Foote Field)	2 Aug 2015	
Championships Record	CR	63.01 Vera REBRIK	UKR	19	Bydgoszcz (Zdzislaw Krzyszkowiak)	10 Jul 2008	
World U20 Leading	WU20L	56.86 Tomoka KUWAZOE	JPN	19	Hiratsuka (JPN)	15 Jun 2018	
Area U20 Record	AU20R	National U20 Record	NU20R	Personal Best	PB	Season Best	SB

10 July 2018

RANK	PLACE	GROUP	BIB	NAME	COUNTRY	DATE of BIRTH	RESULT	
1	1	A	2421	Sara ZABARINO	ITA	1 Aug 99	53.99	Q PB
2	1	B	2420	Carolina VISCA	ITA	31 May 00	53.49	q
3	2	A	2360	Yuleixi Anaí ANGULO	ECU	2 Jan 01	52.62	q
4	3	A	2428	Tomoka KUWAZOE	JPN	1 Feb 99	52.04	q
5	2	B	1940	Alina SHUKH	UKR	12 Feb 99	51.76	q
6	4	A	2472	Münevver HANCI	TUR	25 Jan 01	51.25	q
7	3	B	2485	Dana BAKER	USA	7 Oct 99	51.09	q
8	4	B	2468	Hui-Jun LI	TPE	12 May 99	50.95	q
9	5	A	2457	Zoja ŠUŠTERŠIČ	SLO	29 May 00	50.83	q
10	5	B	2366	Elina KINNUNEN	FIN	5 Jan 99	50.23	q
11	6	B	2320	Fabielle Samira FERREIRA	BRA	20 Oct 99	50.16	q
12	6	A	2332	Qianqian DAI	CHN	23 Aug 00	49.81	q
13	7	A	2371	Roosa YLÖNEN	FIN	29 Apr 99	49.64	
14	8	A	2491	Maura FIAMONCINI	USA	23 Jun 99	48.91	
15	7	B	2431	Sae TAKEMOTO	JPN	23 Nov 99	48.80	
16	8	B	2372	Jona AIGOUY	FRA	19 Apr 99	48.67	
17	9	B	2470	Talena MURRAY	TTO	28 Oct 99	48.36	
18	9	A	2397	Julia ULBRICHT	GER	28 Nov 00	47.88	
19	10	B	2326	Keira MCCARRELL	CAN	15 May 99	47.85	
20	10	A	2482	Oleksandra ZARYTSKA	UKR	21 Jul 99	47.59	
21	11	B	2307	Lara ILIEVSKI	AUS	3 Jun 00	45.34	
22	11	A	2310	Alexandra ROBERTS	AUS	9 Apr 01	45.04	
23	12	A	2445	Joanna HAJDROWSKA	POL	28 Aug 99	44.58	
24	12	B	2404	Fanni MÁTÉ	HUN	4 Aug 99	43.44	

ALL-TIME TOP LIST				SEASON TOP LIST			
RESULT	NAME	VENUE	DATE	RESULT	NAME	VENUE	2018
63.86	Yulenmis AGUILAR (CUB)	Edmonton (Foote Field)	2 Aug 15	56.86	Tomoka KUWAZOE (JPN)	Hiratsuka (JPN)	15 Jun
63.01	Vera REBRIK (UKR)	Bydgoszcz (Zdzislaw Krzyszkowiak)	10 Jul 08	56.79	Carolina VISCA (ITA)	Firenze (ITA)	27 Apr
62.93	Juan XUE (CHN)	Changsha	27 Oct 03	56.50	Hui-Jun LI (TPE)	Taipei (TPE)	25 May
62.11	Maria ANDREJCZYK (POL)	Cetniewo (OPO)	1 Aug 15	56.21	Maura FIAMONCINI (USA)	Selinsgrove, PA (USA)	31 Mar
62.09	Li ZHANG (CHN)	Beijing (National Stadium)	25 May 08	55.46	Qianqian DAI (CHN)	Chengdu (CHN)	1 Apr
61.99	Yaninq WANG (CHN)	Huizhou	14 Oct 99	55.39	Mailen BROOKS (CUB)	La Habana (CUB)	9 Jun
61.96	Sofi FLINK (SWE)	Moskva (Luzhniki)	16 Aug 13	55.27	Yinq WANG (CHN)	Chengdu (CHN)	5 Apr
61.79	Nikolett SZABÓ (HUN)	Schwechat	23 May 99	55.02	Alina SHUKH (UKR)	Leiria (POR)	10 Mar
61.61	Chunfenq CHANG (CHN)	Chengdu	4 Jun 07	54.28	Dana BAKER (USA)	Bloomington, IN (USA)	15 Jun
61.49	Lili LIANG (CHN)	Benxi	1 Jun 02	54.16	Sae TAKEMOTO (JPN)	Gifu (JPN)	8 Jun



RESULTS



Javelin Throw Women - Qualification

With qualifying standard of 53.50 (Q) or at least the 12 best performers (q) advance to the Final

RECORDS	RESULT	NAME	COUNTRY	AGE	VENUE	DATE	
World U20 Record	WU20R	63.86	Yulenmis AGUILAR	CUB	19	Edmonton (Foote Field) 2 Aug 2015	
Championships Record	CR	63.01	Vera REBRIK	UKR	19	Bydgoszcz (Zdzislaw Krzyszkowiak) 10 Jul 2008	
World U20 Leading	WU20L	56.86	Tomoka KUWAZOE	JPN	19	Hiratsuka (JPN) 15 Jun 2018	
Area U20 Record	AU20R	National U20 Record	NU20R	Personal Best	PB	Season Best	SB

Group A

10 July 2018 09:02 START TIME 19° C 60% HUMIDITY
09:32 END TIME 19° C 60%

PLACE	BIB	NAME	COUNTRY	DATE OF BIRTH	ORDER	RESULT	1	2	3
1	2421	Sara ZABARINO	ITA	1 Aug 99	1	53.99 Q PB	51.81	51.18	53.99
2	2360	Yuleixi Anaí ANGULO	ECU	2 Jan 01	2	52.62 q	52.62	X	49.97
3	2428	Tomoka KUWAZOE	JPN	1 Feb 99	11	52.04 q	48.45	52.04	48.64
4	2472	Münevver HANCI	TUR	25 Jan 01	12	51.25 q	47.85	49.33	51.25
5	2457	Zoja ŠUŠTERŠIČ	SLO	29 May 00	5	50.83 q	50.64	50.36	50.83
6	2332	Qianqian DAI	CHN	23 Aug 00	9	49.81 q	49.81	47.29	X
7	2371	Roosa YLÖNEN	FIN	29 Apr 99	3	49.64	49.64	X	44.15
8	2491	Maura FIAMONCINI	USA	23 Jun 99	8	48.91	48.91	X	45.36
9	2397	Julia ULBRICHT	GER	28 Nov 00	10	47.88	47.00	X	47.88
10	2482	Oleksandra ZARYTSKA	UKR	21 Jul 99	7	47.59	42.91	41.74	47.59
11	2310	Alexandra ROBERTS	AUS	9 Apr 01	4	45.04	39.84	42.48	45.04
12	2445	Joanna HAJDROWSKA	POL	28 Aug 99	6	44.58	44.58	X	43.19

Group B

10 July 2018 10:20 START TIME 20° C 56% HUMIDITY
10:55 END TIME 20° C 60%

PLACE	BIB	NAME	COUNTRY	DATE OF BIRTH	ORDER	RESULT	1	2	3
1	2420	Carolina VISCA	ITA	31 May 00	3	53.49 q	48.47	53.05	53.49
2	1940	Alina SHUKH	UKR	12 Feb 99	12	51.76 q	43.74	51.76	49.43
3	2485	Dana BAKER	USA	7 Oct 99	5	51.09 q	50.03	51.09	46.86
4	2468	Hui-Jun LI	TPE	12 May 99	6	50.95 q	46.92	47.77	50.95
5	2366	Elina KINNUNEN	FIN	5 Jan 99	7	50.23 q	45.47	50.23	47.48
6	2320	Fabielle Samira FERREIRA	BRA	20 Oct 99	10	50.16 q	50.16	48.81	48.67
7	2431	Sae TAKEMOTO	JPN	23 Nov 99	11	48.80	48.80	47.94	46.94
8	2372	Jona AIGOUY	FRA	19 Apr 99	2	48.67	45.98	48.67	45.38
9	2470	Talena MURRAY	TTO	28 Oct 99	1	48.36	41.98	48.36	43.85
10	2326	Keira MCCARRELL	CAN	15 May 99	8	47.85	44.63	X	47.85
11	2307	Lara ILIEVSKI	AUS	3 Jun 00	4	45.34	X	43.14	45.34
12	2404	Fanni MÁTÉ	HUN	4 Aug 99	9	43.44	43.26	X	43.44

ALL-TIME TOP LIST				SEASON TOP LIST			
RESULT	NAME	VENUE	DATE	RESULT	NAME	VENUE	2018
63.86	Yulenmis AGUILAR (CUB)	Edmonton (Foote Field)	2 Aug 15	56.86	Tomoka KUWAZOE (JPN)	Hiratsuka (JPN)	15 Jun
63.01	Vera REBRIK (UKR)	Bydgoszcz (Zdzislaw Krzyszkowiak)	10 Jul 08	56.79	Carolina VISCA (ITA)	Firenze (ITA)	27 Apr
62.93	Juan XUE (CHN)	Changsha	27 Oct 03	56.50	Hui-Jun LI (TPE)	Taipei (TPE)	25 May
62.11	Maria ANDREJCZYK (POL)	Cetniewo (OPO)	1 Aug 15	56.21	Maura FIAMONCINI (USA)	Selinsgrove, PA (USA)	31 Mar
62.09	Li ZHANG (CHN)	Beijing (National Stadium)	25 May 08	55.46	Qianqian DAI (CHN)	Chengdu (CHN)	1 Apr
61.99	Yaning WANG (CHN)	Huizhou	14 Oct 99	55.39	Maitlen BROOKS (CUB)	La Habana (CUB)	9 Jun
61.96	Sofi FLINK (SWE)	Moskva (Luzhniki)	16 Aug 13	55.27	Yinq WANG (CHN)	Chengdu (CHN)	5 Apr
61.79	Nikolett SZABÓ (HUN)	Schwechat	23 May 99	55.02	Alina SHUKH (UKR)	Leiria (POR)	10 Mar
61.61	Chunfenq CHANG (CHN)	Chengdu	4 Jun 07	54.28	Dana BAKER (USA)	Bloomington, IN (USA)	15 Jun
61.49	Lili LIANG (CHN)	Benxi	1 Jun 02	54.16	Sae TAKEMOTO (JPN)	Gifu (JPN)	8 Jun



RESULTS

10,000 Metres Race Walk Women - Final



UPDATED RESULT BIB 1818

RECORDS	RESULT	NAME	COUNTRY	AGE	VENUE	DATE	
World U20 Record	WU20R 42:47.25	Anežka DRAHOTOVÁ	CZE	19	Eugene (Hayward Field), OR	23 Jul 2014	
Championships Record	CR 42:47.25	Anežka DRAHOTOVÁ	CZE	19	Eugene (Hayward Field), OR	23 Jul 2014	
World U20 Leading	WU20L 44:13.88	Alegna GONZÁLEZ	MEX	19	Tampere	14 Jul 2018	
Area U20 Record	AU20R	National U20 Record	NU20R	Personal Best	PB	Season Best	SB

14 July 2018 09:31 START TIME 21° C TEMPERATURE 73 % HUMIDITY

PLACE	BIB	NAME	COUNTRY	DATE OF BIRTH	ORDER	RESULT	RED CARDS
1	1827	Alegna GONZÁLEZ	MEX	2 Jan 99	26	44:13.88	WU20L
2	1924	Meryem BEKMEZ	TUR	31 Jul 00	30	44:17.69	NU20R ~
3	1622	Glenda MOREJÓN	ECU	30 May 00	14	44:19.40	AU20R ~
4	1786	Nanako FUJII	JPN	7 May 99	34	45:08.68	PB ~
5	1526	Katie HAYWARD	AUS	23 Jul 00	6	45:10.42	PB
6	1589	Yuxia SHI	CHN	1 Jan 99	8	45:21.39	~
7	1867	Rachelle DE ORBETA	PUR	27 Mar 00	19	45:23.05	NU20R
8	1928	Ayse TEKDAL	TUR	28 Oct 99	20	45:49.43	PB ~
9	1598	Noelia VARGAS	CRC	17 Apr 00	7	45:51.58	NU20R
10	1947	Taylor EWERT	USA	21 Nov 01	16	45:57.81	NU20R
11	1584	Yajing LIU	CHN	25 Feb 00	1	46:45.47	>
12	1843	Mary Luz ANDIA	PER	9 Nov 00	17	46:49.59	PB ~
13	1624	Paula Milena TORRES	ECU	17 Oct 00	25	47:53.17	PB ~
14	1746	Orla O'CONNOR	IRL	4 Jun 00	23	47:55.40	NU20R ~
15	1711	Julia RICHTER	GER	18 Jul 99	5	48:12.39	PB ~
16	1595	Laura Cristina CHALARCÁ	COL	20 Jun 00	12	48:16.19	PB
17	1628	Antía CHAMOSA	ESP	7 Oct 99	10	48:34.50	PB ~
18	1844	Emily VILLAFUERTE	PER	10 Jan 00	24	48:46.67	PB ~
19	1864	Inês REIS	POR	17 Jul 99	28	48:51.51	
20	1548	Mayra Karen QUISPE	BOL	28 Jul 00	9	49:00.66	PB
21	1921	Rihem BOUZID	TUN	24 Apr 00	11	49:22.95	PB ~
22	1664	Anniina KIVIMÄKI	FIN	3 Mar 99	13	49:27.78	PB
23	1860	Maria BERNARDO	POR	19 Oct 99	3	49:32.13	> >
24	1905	Hana BURZALOVÁ	SVK	3 Nov 00	22	49:57.70	PB
25	1637	Marina PEÑA	ESP	18 Mar 99	27	50:06.73	SB
26	1643	Mare BETWE	ETH	10 Apr 00	18	50:42.52	
27	1720	Yasury PALACIOS	GUA	26 Oct 99	33	51:00.65	~
28	1907	Ema HACUNDOVÁ	SVK	5 Mar 99	29	51:50.84	>
29	1818	Austeja KAVALIAUSKAITE	LTU	25 May 00	21	52:31.06	PB >
30	1719	Maidy MONGE	GUA	12 Sep 00	15	52:38.37	~ ~
31	1799	Yekaterina SHLYKOVA	KAZ	17 Dec 99	32	53:03.47	
32	1747	Niamh O'CONNOR	IRL	19 Feb 00	31	53:25.90	PB > > >
33	1501	Souad AZZI	ALG	18 Sep 99	4	54:14.57	
1951	Lauren HARRIS	USA	23 Jul 99	2	DNF		

NOTE BIB 1747 - 60sec Pit Lane Penalty

INTERMEDIATE TIMES	TIME	WALKER	TIME
1000m	4:25.95	Rachelle DE ORBETA	
2000m	8:54.19	Rachelle DE ORBETA	
3000m	13:26.90	Rachelle DE ORBETA	
4000m	18:03.61	Rachelle DE ORBETA	
5000m	22:41.39	Rachelle DE ORBETA	
6000m	27:14.64	Meryem BEKMEZ	
7000m	31:28.39	Meryem BEKMEZ	
8000m	35:48.51	Meryem BEKMEZ	
9000m	40:08.75	Glenda MOREJÓN	

RESULTS
10,000 Metres Race Walk Women - Final

UPDATED RESULT BIB 1818

ALL-TIME TOP LIST				SEASON TOP LIST			
RESULT	NAME	VENUE	DATE	RESULT	NAME	VENUE	2018
42:43.0	Svetlana VASILYEVA (RUS)	Sochi	27 Feb 11	44:13.88	Aleqna GONZÁLEZ (MEX)	Tampere	14 Jul
42:47.25	Anežka DRAHOTOVÁ (CZE)	Eugene (Hayward Field), OR	23 Jul 14	44:17.69	Meryem BEKMEZ (TUR)	Tampere	14 Jul
42:49.7	Hongmiao GAO (CHN)	Jinan	15 Mar 92	44:19.40	Glenda MOREJÓN (ECU)	Tampere	14 Jul
42:53.9	Lihong TAN (CHN)	Jinan	15 Mar 92	45:08.68	Nanako FUJII (JPN)	Tampere	14 Jul
42:59.48	Elena LASHMANOVA (RUS)	Tallinn (Kadriorg)	21 Jul 11	45:10.42	Katie HAYWARD (AUS)	Tampere	14 Jul
43:10.4	Qinghua ZHANG (CHN)	Jinan	15 Mar 92	45:20.59	Li MA (CHN)	Gifu (JPN)	7 Jun
43:11.34	Vera SOKOLOVA (RUS)	Kaunas	21 Jul 05	45:21.39	Yuxia SHI (CHN)	Tampere	14 Jul
43:15.1	Yan GU (CHN)	Jinan	15 Mar 92	45:23.05	Rachelle DE ORBETA (PUR)	Tampere	14 Jul
43:15.6	Binjie JIN (CHN)	Anshan	4 Sep 89	45:49.43	Ayse TEKDAL (TUR)	Tampere	14 Jul
43:22.2	Yan SUN (CHN)	Jinan	15 Mar 92	45:51.58	Noelia VARGAS (CRC)	Tampere	14 Jul



RACE ANALYSIS

10,000 Metres Race Walk Women - Final



UPDATED RESULT BIB 1818

14 July 2018 09:31 START TIME 21° C TEMPERATURE 73 % HUMIDITY

PLACE	BIB	NAME	COUNTRY	DATE of BIRTH	RESULT	RED CARDS					
					1000m 2000m 3000m 4000m 5000m 6000m 7000m 8000m 9000m						
1	1827	Alegna GONZÁLEZ	MEX	2 Jan 99	44:13.88	WU20L					
	4:34.83 (6)	9:07.07 (10) 4:32.24 (14)	13:30.39 (8) 4:23.32 (6)	18:05.08 (9) 4:34.69 (3)	22:42.25 (8) 4:37.17 (3)	27:16.63 (7) 4:34.38 (7)	31:33.40 (3) 4:16.77 (2)	35:50.20 (3) 4:16.80 (1)	40:09.23 (3) 4:19.03 (2)	4:04.65 (1)	
2	1924	Meryem BEKMEZ	TUR	31 Jul 00	44:17.69	NU20R					
	4:34.93 (7)	9:06.39 (6) 4:31.46 (6)	13:29.26 (3) 4:22.87 (1)	18:04.18 (3) 4:34.92 (6)	22:41.66 (3) 4:37.48 (5)	27:14.64 (1) 4:32.98 (2)	31:28.39 (1) 4:13.75 (1)	35:48.51 (1) 4:20.12 (3)	40:09.04 (2) 4:20.53 (3)	4:08.65 (2)	~
3	1622	Glenda MOREJÓN	ECU	30 May 00	44:19.40	AU20R					
	4:35.22 (10)	9:06.36 (5) 4:31.14 (2)	13:29.32 (4) 4:22.96 (2)	18:04.24 (4) 4:34.92 (6)	22:41.64 (2) 4:37.40 (4)	27:15.32 (3) 4:33.68 (3)	31:32.16 (2) 4:16.84 (3)	35:49.86 (2) 4:17.70 (2)	40:08.75 (1) 4:18.89 (1)	4:10.65 (3)	~
4	1786	Nanako FUJII	JPN	7 May 99	45:08.68	PB					
	4:35.31 (11)	9:06.58 (7) 4:31.27 (3)	13:29.81 (6) 4:23.23 (4)	18:04.73 (7) 4:34.92 (6)	22:42.27 (9) 4:37.54 (7)	27:16.72 (8) 4:34.45 (8)	31:33.67 (4) 4:16.95 (4)	35:54.48 (4) 4:20.81 (4)	40:35.71 (4) 4:41.23 (7)	4:32.97 (7)	~
5	1526	Katie HAYWARD	AUS	23 Jul 00	45:10.42	PB					
	4:34.55 (5)	9:06.11 (4) 4:31.56 (8)	13:29.53 (5) 4:23.42 (8)	18:04.47 (6) 4:34.94 (9)	22:41.97 (6) 4:37.50 (6)	27:15.82 (4) 4:33.85 (4)	31:35.21 (5) 4:19.39 (5)	36:04.45 (5) 4:29.24 (5)	40:39.02 (5) 4:34.57 (5)	4:31.40 (6)	
6	1589	Yuxia SHI	CHN	1 Jan 99	45:21.39						
	4:34.43 (4)	9:05.83 (3) 4:31.40 (5)	13:29.02 (2) 4:23.19 (3)	18:03.88 (2) 4:34.86 (5)	22:41.85 (4) 4:37.97 (10)	27:17.30 (10) 4:35.45 (10)	31:44.87 (6) 4:27.57 (6)	36:21.88 (7) 4:37.01 (8)	40:55.51 (6) 4:33.63 (4)	4:25.88 (5)	~
7	1867	Rachelle DE ORBETA	PUR	27 Mar 00	45:23.05	NU20R					
	4:25.95 (1)	8:54.19 (1) 4:28.24 (1)	13:26.90 (1) 4:32.71 (11)	18:03.61 (1) 4:36.71 (10)	22:41.39 (1) 4:37.78 (9)	27:16.46 (6) 4:35.07 (9)	31:47.39 (8) 4:30.93 (8)	36:22.20 (8) 4:34.81 (6)	40:58.47 (7) 4:36.27 (6)	4:24.58 (4)	
8	1928	Ayse TEKDAL	TUR	28 Oct 99	45:49.43	PB					
	4:35.06 (9)	9:06.76 (8) 4:31.70 (9)	13:30.05 (7) 4:23.29 (5)	18:04.81 (8) 4:34.76 (4)	22:41.92 (5) 4:37.11 (1)	27:14.86 (2) 4:32.94 (1)	31:45.20 (7) 4:30.34 (7)	36:21.08 (6) 4:35.88 (7)	41:03.13 (8) 4:42.05 (8)	4:46.30 (15)	~
9	1598	Noelia VARGAS	CRC	17 Apr 00	45:51.58	NU20R					
	4:35.32 (12)	9:07.39 (13) 4:32.07 (12)	13:30.79 (9) 4:23.40 (7)	18:05.44 (10) 4:34.65 (2)	22:42.59 (10) 4:37.15 (2)	27:16.93 (9) 4:34.34 (6)	31:48.07 (9) 4:31.14 (9)	36:33.72 (9) 4:45.65 (10)	41:18.19 (10) 4:44.47 (10)	4:33.39 (8)	
10	1947	Taylor EWERT	USA	21 Nov 01	45:57.81	NU20R					
	4:35.00 (8)	9:07.07 (11) 4:32.07 (12)	13:31.89 (10) 4:24.82 (9)	18:04.34 (5) 4:32.45 (1)	22:42.02 (7) 4:37.68 (8)	27:16.29 (5) 4:34.27 (5)	31:52.29 (10) 4:36.00 (10)	36:33.89 (10) 4:41.60 (9)	41:16.98 (9) 4:43.09 (9)	4:40.83 (11)	
11	1584	Yajing LIU	CHN	25 Feb 00	46:45.47						
	4:33.76 (2)	9:05.55 (2) 4:31.79 (11)	13:33.57 (11) 4:28.02 (10)	18:11.42 (11) 4:37.85 (11)	22:51.09 (11) 4:39.67 (11)	27:33.24 (11) 4:42.15 (11)	32:19.98 (11) 4:46.74 (12)	37:06.39 (11) 4:46.41 (11)	41:55.65 (11) 4:49.26 (12)	4:49.82 (18)	>
12	1843	Mary Luz ANDIA	PER	9 Nov 00	46:49.59	PB					
	4:34.12 (3)	9:06.82 (9) 4:32.70 (15)	13:40.53 (12) 4:33.71 (12)	18:20.27 (12) 4:39.74 (12)	23:08.05 (12) 4:47.78 (13)	27:55.49 (12) 4:47.44 (12)	32:41.15 (12) 4:45.66 (11)	37:28.01 (12) 4:46.86 (12)	42:13.36 (12) 4:45.35 (11)	4:36.23 (9)	~
13	1624	Paula Milena TORRES	ECU	17 Oct 00	47:53.17	PB					
	4:36.22 (18)	9:07.71 (15) 4:31.49 (7)	13:42.17 (13) 4:34.46 (13)	18:27.68 (13) 4:45.51 (13)	23:18.50 (13) 4:50.82 (18)	28:12.83 (13) 4:54.33 (18)	33:09.36 (13) 4:56.53 (19)	38:08.01 (13) 4:58.65 (18)	43:04.50 (13) 4:56.49 (18)	4:48.67 (17)	~
14	1746	Orla O'CONNOR	IRL	4 Jun 00	47:55.40	NU20R					
	4:42.84 (27)	9:28.12 (23) 4:45.28 (21)	14:16.76 (20) 4:48.64 (18)	19:05.77 (17) 4:49.01 (16)	23:55.93 (16) 4:50.16 (17)	28:47.91 (15) 4:51.98 (16)	33:37.47 (16) 4:49.56 (15)	38:24.57 (15) 4:47.10 (13)	43:14.54 (14) 4:49.97 (13)	4:40.86 (12)	~
15	1711	Julia RICHTER	GER	18 Jul 99	48:12.39	PB					
	4:39.71 (22)	9:26.44 (21) 4:46.73 (23)	14:17.09 (22) 4:50.65 (19)	19:06.12 (19) 4:49.03 (18)	23:56.23 (18) 4:50.11 (15)	28:48.15 (17) 4:51.92 (15)	33:36.70 (15) 4:48.55 (13)	38:30.12 (16) 4:53.42 (14)	43:25.89 (16) 4:55.77 (15)	4:46.50 (16)	~
16	1595	Laura Cristina CHALARCA	COL	20 Jun 00	48:16.19	PB					
	4:35.92 (15)	9:12.28 (18) 4:36.36 (18)	13:51.25 (15) 4:38.97 (15)	18:37.47 (15) 4:46.22 (14)	23:25.56 (14) 4:48.09 (14)	28:17.32 (14) 4:51.76 (14)	33:14.29 (14) 4:56.97 (20)	38:15.79 (14) 5:01.50 (19)	43:18.92 (15) 5:03.13 (20)	4:57.27 (24)	



RACE ANALYSIS
10,000 Metres Race Walk Women - Final

UPDATED RESULT BIB 1818

PLACE	BIB	NAME	COUNTRY							DATE of BIRTH	RESULT	RED CARDS
1000m	2000m	3000m	4000m	5000m	6000m	7000m	8000m	9000m				
17	1628	Antía CHAMOSA	ESP							7 Oct 99	48:34.50 PB	~
4:39.39 (21)	9:26.13 (20) 4:46.74 (24)	14:16.79 (21) 4:50.66 (20)	19:05.80 (18) 4:49.01 (16)	23:55.93 (17) 4:50.13 (16)	28:47.94 (16) 4:52.01 (17)	33:40.58 (17) 4:52.64 (16)	38:37.62 (17) 4:57.04 (17)	43:37.19 (17) 4:59.57 (19)	4:57.31 (25)			
18	1844	Emily VILLAFUERTE	PER							10 Jan 00	48:46.67 PB	~
4:36.17 (17)	9:07.51 (14) 4:31.34 (4)	13:42.31 (14) 4:34.80 (14)	18:34.04 (14) 4:51.73 (20)	23:42.28 (15) 5:08.24 (27)	28:49.91 (18) 5:07.63 (24)	34:02.61 (20) 5:12.70 (24)	39:07.94 (20) 5:05.33 (22)	44:04.39 (19) 4:56.45 (17)	4:42.28 (13)			
19	1864	Inês REIS	POR							17 Jul 99	48:51.51	
4:55.06 (28)	9:36.85 (27) 4:41.79 (20)	14:23.78 (25) 4:46.93 (16)	19:15.24 (23) 4:51.46 (19)	24:08.47 (21) 4:53.23 (19)	28:58.91 (19) 4:50.44 (13)	33:47.76 (18) 4:48.85 (14)	38:49.50 (18) 5:01.74 (20)	43:57.97 (18) 5:08.47 (24)	4:53.54 (21)			
20	1548	Mayra Karen QUISPE	BOL							28 Jul 00	49:00.66 PB	
4:36.50 (19)	9:16.65 (19) 4:40.15 (19)	14:09.03 (19) 4:52.38 (22)	19:05.63 (16) 4:56.60 (21)	24:04.28 (20) 4:58.65 (23)	29:00.36 (20) 4:56.08 (20)	33:53.41 (19) 4:53.05 (17)	39:01.97 (19) 5:08.56 (24)	44:06.84 (20) 5:04.87 (23)	4:53.82 (22)			
21	1921	Rihem BOUZID	TUN							24 Apr 00	49:22.95 PB	~
4:38.69 (20)	9:30.57 (24) 4:51.88 (26)	14:23.68 (24) 4:51.11 (23)	19:10.88 (22) 4:47.20 (15)	23:58.02 (19) 4:47.14 (12)	29:00.88 (21) 5:02.86 (22)	34:11.79 (21) 5:10.91 (23)	39:25.94 (21) 5:14.15 (25)	44:43.38 (22) 5:17.44 (25)	4:39.57 (10)			
22	1664	Anniina KIVIMÄKI	FIN							3 Mar 99	49:27.78 PB	
4:56.87 (32)	9:56.67 (34) 4:59.80 (33)	15:03.89 (33) 5:07.22 (31)	20:06.63 (30) 5:02.74 (26)	25:05.16 (28) 4:58.53 (22)	30:00.88 (27) 4:55.72 (19)	34:58.81 (26) 4:57.93 (21)	39:53.00 (23) 4:54.19 (15)	44:44.80 (23) 4:51.80 (14)	4:42.98 (14)			
23	1860	Maria BERNARDO	POR							19 Oct 99	49:32.13	>>
4:56.20 (30)	9:52.92 (29) 4:56.72 (28)	14:56.35 (28) 5:03.43 (27)	19:54.95 (26) 4:58.60 (24)	24:50.40 (25) 4:55.45 (20)	29:51.42 (25) 5:01.02 (21)	34:47.73 (24) 4:56.31 (18)	39:42.65 (22) 4:54.92 (16)	44:38.92 (21) 4:56.27 (16)	4:53.21 (20)			
24	1905	Hana BURZALOVÁ	SVK							3 Nov 00	49:57.70 PB	
4:57.50 (34)	9:56.32 (33) 4:58.82 (31)	14:57.24 (29) 5:00.92 (26)	19:55.37 (27) 4:58.13 (22)	24:52.62 (26) 4:57.25 (21)	29:57.35 (26) 5:04.73 (23)	34:58.53 (25) 5:01.18 (22)	40:02.26 (24) 5:03.73 (21)	45:05.51 (24) 5:03.25 (21)	4:52.19 (19)			
25	1637	Marina PEÑA	ESP							18 Mar 99	50:06.73 SB	
4:40.25 (23)	9:26.84 (22) 4:46.59 (22)	14:17.63 (23) 4:50.79 (21)	19:16.09 (25) 4:58.46 (23)	24:31.67 (24) 5:15.58 (29)	29:46.06 (24) 5:14.39 (26)	35:00.21 (27) 5:14.15 (25)	40:07.37 (26) 5:07.16 (23)	45:10.98 (25) 5:03.61 (22)	4:55.75 (23)			
26	1643	Mare BETWE	ETH							10 Apr 00	50:42.52	
4:35.55 (13)	9:07.31 (12) 4:31.76 (10)	13:55.48 (16) 4:48.17 (17)	19:08.32 (20) 5:12.84 (30)	24:11.11 (22) 5:02.79 (24)	29:26.45 (23) 5:15.34 (27)	34:47.06 (23) 5:20.61 (29)	40:11.17 (27) 5:24.11 (29)	45:33.62 (27) 5:22.45 (27)	5:08.90 (26)			
27	1720	Yasury PALACIOS	GUA							26 Oct 99	51:00.65	~
4:35.71 (14)	9:10.51 (17) 4:34.80 (17)	14:06.76 (18) 4:56.25 (24)	19:09.09 (21) 5:02.33 (25)	24:12.84 (23) 5:03.75 (25)	29:26.23 (22) 5:13.39 (25)	34:42.41 (22) 5:16.18 (26)	40:02.94 (25) 5:20.53 (27)	45:28.60 (26) 5:25.66 (29)	5:32.05 (30)			
28	1907	Ema HACUNDOVÁ	SVK							5 Mar 99	51:50.84	>
4:56.80 (31)	9:55.57 (31) 4:58.77 (29)	15:01.97 (30) 5:06.40 (30)	20:14.00 (32) 5:12.03 (29)	25:22.03 (30) 5:08.03 (26)	30:37.81 (28) 5:15.78 (28)	35:57.33 (28) 5:19.52 (28)	41:17.35 (28) 5:20.02 (26)	46:36.51 (28) 5:19.16 (26)	5:14.33 (27)			
29	1818	Austeja KAVALIAUSKAITE	LTU							25 May 00	52:31.06 PB	>
4:56.13 (29)	9:55.11 (30) 4:58.98 (32)	15:05.08 (34) 5:09.97 (33)	20:20.73 (33) 5:15.65 (31)	25:38.16 (33) 5:17.43 (30)	30:57.12 (33) 5:18.96 (29)	36:20.12 (33) 5:23.00 (30)	41:42.08 (30) 5:21.96 (28)	47:07.63 (29) 5:25.55 (28)	5:23.43 (29)			
30	1719	Maidy MONGE	GUA							12 Sep 00	52:38.37	~ ~
4:35.96 (16)	9:10.07 (16) 4:34.11 (16)	14:06.37 (17) 4:56.30 (25)	19:15.81 (24) 5:09.44 (27)	24:54.63 (27) 5:38.82 (34)	30:38.18 (29) 5:43.55 (34)	36:14.99 (32) 5:36.81 (34)	41:51.12 (32) 5:36.13 (32)	47:19.69 (31) 5:28.57 (31)	5:18.68 (28)			
31	1799	Yekaterina SHLYKOVA	KAZ							17 Dec 99	53:03.47	
4:41.32 (26)	9:33.11 (26) 4:51.79 (25)	14:39.42 (27) 5:06.31 (29)	20:03.31 (29) 5:23.89 (34)	25:30.17 (32) 5:26.86 (32)	30:50.91 (32) 5:20.74 (30)	36:09.20 (30) 5:18.29 (27)	41:38.83 (29) 5:29.63 (31)	47:21.07 (32) 5:42.24 (32)	5:42.40 (31)			
32	1747	Niamh O'CONNOR	IRL							19 Feb 00	53:25.90 PB	>>>
4:57.19 (33)	9:56.00 (32) 4:58.81 (30)	15:03.40 (32) 5:07.40 (32)	20:12.85 (31) 5:09.45 (28)	25:24.61 (31) 5:11.76 (28)	30:46.79 (31) 5:22.18 (31)	36:14.62 (31) 5:27.83 (32)	41:42.14 (31) 5:27.52 (30)	47:08.95 (30) 5:26.81 (30)	6:16.95 (33)			
33	1501	Souad AZZI	ALG							18 Sep 99	54:14.57	
4:40.79 (25)	9:41.87 (28) 5:01.08 (34)	15:02.28 (31) 5:20.41 (34)	20:23.05 (34) 5:20.77 (33)	25:52.75 (34) 5:29.70 (33)	31:25.80 (34) 5:33.05 (33)	37:00.56 (34) 5:34.76 (33)	42:42.27 (33) 5:41.71 (33)	48:27.39 (33) 5:45.12 (33)	5:47.18 (32)			
1951		Lauren HARRIS	USA							23 Jul 99	DNF	
4:40.49 (24)	9:32.68 (25) 4:52.19 (27)	14:38.61 (26) 5:05.93 (28)	19:55.57 (28) 5:16.96 (32)	25:14.61 (29) 5:19.04 (31)	30:38.41 (30) 5:23.80 (32)	36:03.16 (29) 5:24.75 (31)						

NOTE BIB 1747 - 60sec Pit Lane Penalty



RESULTS



4 x 100 Metres Relay Women - Final

RECORDS	RESULT	TEAM	COUNTRY	VENUE	DATE	
World U20 Record	WU20R *	43.27	Germany	GER	Grosseto (Stadio Zecchini)	23 Jul 2017
Championships Record	CR	43.40	Jamaica	JAM	Kingston (NS), JAM	21 Jul 2002
World U20 Leading	WU20L	43.80	Germany	GER	Tampere	13 Jul 2018
* ¹ = Pending ratification						
Area U20 Record	AU20R	National U20 Record	NU20R	Season Best	SB	

14 July 2018 16:01 START TIME 26° C TEMPERATURE 45 % HUMIDITY

PLACE	TEAM	BIB	LANE	REACTION	RESULT	Fn
1	GERMANY 1696 Victoria DÖNICKE 1703 Corinna SCHWAB 1704 Sophia JUNK 1705 Denise UPHOFF	GER	6	0.151	43.82	
2	IRELAND 1741 Molly SCOTT 1738 Gina AKPE-MOSES 1740 Ciara NEVILLE 1743 Patience JUMBO GULA	IRL	5	0.156	43.90	NU20R
3	GREAT BRITAIN & NI 1681 Kristal AWUAH 1685 Alisha REES 1680 Georgina ADAM 1686 Ebony CARR	GBR	3	0.133	44.05	SB
4	FRANCE 1673 Wided ATATOU 1669 Sacha ALESSANDRINI 1672 Marine MIGNON 1674 Eleane MARCELIN	FRA	8	0.192	44.24	SB
5	POLAND 1856 Pia SKRZYSZOWSKA 1854 Magdalena STEFANOWICZ 1855 Alicja POTASZNIK 1847 Martyna KOTWILA	POL	1	0.142	44.61	SB
6	SWITZERLAND 1894 Judith GOLL 1902 Silke LEMMENS 1900 Veronica VANCARDO 1904 Mélissa GUTSCHMIDT	SUI	7	0.157	44.65	SB
7	AUSTRALIA 1518 Nana Adoma OWUSU-AFRIYIE 1516 Kristie EDWARDS 1527 Samantha JOHNSON 1519 Mia GROSS	AUS	2	0.172	44.78	AU20R
8	ITALY 1757 Vittoria FONTANA 1763 Moillet KOUAKOU 1753 Alessia CARPINTERI 1764 Margherita ZUECCO	ITA	4	0.212	44.81	



RESULTS
4 x 100 Metres Relay Women - Final

ALL-TIME TOP LIST				SEASON TOP LIST			
RESULT	TEAM	VENUE	DATE	RESULT	TEAM	VENUE	2018
43.27	GERMANY (GER)	Grosseto (Stadio Zecchini)	23 Jul 17	43.80	GERMANY (GER)	Tampere	13 Jul
43.29	UNITED STATES (USA)	Eugene (Hayward Field), OR	8 Aug 06	43.90	IRELAND (IRL)	Tampere	14 Jul
43.40	JAMAICA (JAM)	Kingston (NS), JAM	21 Jul 02	44.05	GREAT BRITAIN & NI (GBR)	Tampere	14 Jul
43.44	NIGERIA (NGR)	Nairobi	9 Aug 87	44.24	FRANCE (FRA)	Tampere	14 Jul
43.48	GERMAN DEMOCRATIC REP. (GDR)	University Stadium)	31 Jul 88	44.52	ITALY (ITA)	Tampere	13 Jul
43.68	FRANCE (FRA)	Grosseto (Stadio Zecchini)	18 Jul 04	44.61	POLAND (POL)	Tampere	14 Jul
43.79	POLAND (POL)	Bydgoszcz (Stadion Zawisza)	2 Jun 17	44.65	SWITZERLAND (SUI)	Tampere	14 Jul
43.87	USSR (URS)	Leningrad	20 Jun 87	44.73	JAMAICA (JAM)	Nassau (BAH)	1 Apr
43.90	IRELAND (IRL)	Tampere	14 Jul 18	44.78	AUSTRALIA (AUS)	Tampere	14 Jul
43.98	BRAZIL (BRA)	São Paulo	7 Jul 07	45.06	PR OF CHINA (CHN)	Gifu (JPN)	9 Jun



RESULT PROGRESSION



4 x 100 Metres Relay Women - Final

RECORDS	RESULT	TEAM	COUNTRY	VENUE	DATE	
World U20 Record	WU20R * ¹	43.27	Germany	GER	Grosseto (Stadio Zecchini)	23 Jul 2017
Championships Record	CR	43.40	Jamaica	JAM	Kingston (NS), JAM	21 Jul 2002
World U20 Leading	WU20L	43.80	Germany	GER	Tampere	13 Jul 2018
* ¹ = Pending ratification						
Area U20 Record	AU20R	National U20 Record	NU20R	Season Best	SB	

14 July 2018

RANK	BIB	TEAM	PHASE	HEAT	LANE	PLACE	RESULT
1	GER	GERMANY	Final	1	6	1	43.82
			Round 1	1	2	1	43.80 Q WU20L
2	IRL	IRELAND	Final	1	5	2	43.90 NU20R
			Round 1	2	4	2	44.27 Q
3	GBR	GREAT BRITAIN & NI	Final	1	3	3	44.05 SB
			Round 1	1	3	5	44.84 Q
4	FRA	FRANCE	Final	1	8	4	44.24 SB
			Round 1	2	2	4	44.80 Q SB
5	POL	POLAND	Final	1	1	5	44.61 SB
			Round 1	2	8	7	45.19 q
6	SUI	SWITZERLAND	Final	1	7	6	44.65 SB
			Round 1	1	5	6	45.01 Q SB
7	AUS	AUSTRALIA	Final	1	2	7	44.78 AU20R
			Round 1	1	4	8	45.26 q SB
8	ITA	ITALY	Final	1	4	8	44.81
			Round 1	2	5	3	44.52 Q

ALL-TIME TOP LIST				SEASON TOP LIST			
RESULT	TEAM	VENUE	DATE	RESULT	TEAM	VENUE	2018
43.27	GERMANY (GER)	Grosseto (Stadio Zecchini)	23 Jul 17	43.80	GERMANY (GER)	Tampere	13 Jul
43.29	UNITED STATES (USA)	Eugene (Hayward Field), OR	8 Aug 06	43.90	IRELAND (IRL)	Tampere	14 Jul
43.40	JAMAICA (JAM)	Kingston (NS), JAM	21 Jul 02	44.05	GREAT BRITAIN & NI (GBR)	Tampere	14 Jul
43.44	NIGERIA (NGR)	Nairobi	9 Aug 87	44.24	FRANCE (FRA)	Tampere	14 Jul
43.48	GERMAN DEMOCRATIC REP. (GDR)	University Stadium	31 Jul 88	44.52	ITALY (ITA)	Tampere	13 Jul
43.68	FRANCE (FRA)	Grosseto (Stadio Zecchini)	18 Jul 04	44.61	POLAND (POL)	Tampere	14 Jul
43.79	POLAND (POL)	Bydgoszcz (Stadion Zawisza)	2 Jun 17	44.65	SWITZERLAND (SUI)	Tampere	14 Jul
43.87	USSR (URS)	Leningrad	20 Jun 87	44.73	JAMAICA (JAM)	Nassau (BAH)	1 Apr
43.90	IRELAND (IRL)	Tampere	14 Jul 18	44.78	AUSTRALIA (AUS)	Tampere	14 Jul
43.98	BRAZIL (BRA)	São Paulo	7 Jul 07	45.06	PR OF CHINA (CHN)	Gifu (JPN)	9 Jun



SUMMARY



4 x 100 Metres Relay Women - Round 1

First 3 in each heat (Q) and the next 2 fastest (q) advance to the Final

ITALY REVISED RECORD

RECORDS	RESULT	TEAM	COUNTRY	VENUE	DATE
World U20 Record WU20R * ¹	43.27	Germany	GER	Grosseto (Stadio Zecchini)	23 Jul 2017
Championships Record CR	43.40	Jamaica	JAM	Kingston (NS), JAM	21 Jul 2002
World U20 Leading WU20L	43.80	Germany	GER	Tampere	13 Jul 2018

*¹ = Pending ratification

Area U20 Record AU20R	National U20 Record NU20R	Season Best SB
------------------------------	----------------------------------	-----------------------

13 July 2018

RANK	PLACE	HEAT	LANE	BIB	TEAM	REACTION	RESULT		
1	1	1	2	GER	GERMANY	0.154	43.80	Q	WU20L
2	1	2	4	IRL	IRELAND	0.155	44.27	Q	
3	2	2	5	ITA	ITALY	0.174	44.52	Q	
4	3	2	2	FRA	FRANCE	0.165	44.80	Q	SB
5	2	1	3	GBR	GREAT BRITAIN & NI	0.138	44.84	Q	
6	3	1	5	SUI	SWITZERLAND	0.209	45.01	Q	SB
7	4	2	8	POL	POLAND	0.150	45.19	q	
8	4	1	4	AUS	AUSTRALIA	0.180	45.26	q	SB
9	5	2	3	BRA	BRAZIL	0.131	45.28		SB
10	5	1	7	CAN	CANADA	0.172	45.68		SB
11	6	2	6	AUT	AUSTRIA	0.173	45.99		
		1	8	CHN	PR OF CHINA	0.161	DQ		163.3(b)
		2	7	JAM	JAMAICA	0.195	DQ		163.3(a)
		1	6	USA	UNITED STATES	0.144	DQ		170.6(c)

NOTE IAAF Rule 163.3(b) - Infringement of the inside border
IAAF Rule 170.6(c) - Fault at recovering a dropped baton
IAAF Rule 163.3(a) - Lane infringement

ALL-TIME TOP LIST

RESULT	TEAM	VENUE	DATE
43.27	GERMANY (GER)	Grosseto (Stadio Zecchini)	23 Jul 17
43.29	UNITED STATES (USA)	Eugene (Hayward Field), OR	8 Aug 06
43.40	JAMAICA (JAM)	Kingston (NS), JAM	21 Jul 02
43.44	NIGERIA (NGR)	Nairobi	9 Aug 87
43.48	GERMAN DEMOCRATIC REP. (GDR)	University Stadium	31 Jul 88
43.68	FRANCE (FRA)	Grosseto (Stadio Zecchini)	18 Jul 04
43.79	POLAND (POL)	Bydgoszcz (Stadion Zawisza)	2 Jun 17
43.87	USSR (URS)	Leningrad	20 Jun 87
43.98	BRAZIL (BRA)	São Paulo	7 Jul 07
44.27	IRELAND (IRL)	Tampere	13 Jul 18

SEASON TOP LIST

RESULT	TEAM	VENUE	2018
43.80	GERMANY (GER)	Tampere	13 Jul
44.15	IRELAND (IRL)	Oordegem (BEL)	26 May
44.52	ITALY (ITA)	Tampere	13 Jul
44.73	JAMAICA (JAM)	Nassau (BAH)	1 Apr
44.80	FRANCE (FRA)	Tampere	13 Jul
44.84	GREAT BRITAIN & NI (GBR)	Tampere	13 Jul
45.01	SWITZERLAND (SUI)	Tampere	13 Jul
45.06	PR OF CHINA (CHN)	Gifu (JPN)	9 Jun
45.11	POLAND (POL)	Vyškov (CZE)	16 Jun
45.14	BAHAMAS (BAH)	Nassau (BAH)	1 Apr

RESULTS



4 x 100 Metres Relay Women - Round 1

First 3 in each heat (Q) and the next 2 fastest (q) advance to the Final

ITALY REVISED RECORD

RECORDS	RESULT	TEAM	COUNTRY	VENUE	DATE	
World U20 Record	WU20R *	43.27	Germany	GER	Grosseto (Stadio Zecchini)	23 Jul 2017
Championships Record	CR	43.40	Jamaica	JAM	Kingston (NS), JAM	21 Jul 2002
World U20 Leading	WU20L	43.80	Germany	GER	Tampere	13 Jul 2018
* ¹ = Pending ratification						
Area U20 Record	AU20R	National U20 Record	NU20R	Season Best	SB	

Heat 1

2

13 July 2018

18:03 START TIME

26° C TEMPERATURE 45 % HUMIDITY

PLACE	TEAM	BIB	LANE	REACTION	RESULT		Fn
1	GERMANY 1696 Victoria DÖNICKE 1702 Keshia Beverly KWADWO 1704 Sophia JUNK 1703 Corinna SCHWAB	GER	2	0.154	43.80	Q	WU20L
2	GREAT BRITAIN & NI 1681 Kristal AWUAH 1687 Mair EDWARDS 1688 Vera CHINEDU 1686 Ebony CARR	GBR	3	0.138	44.84	Q	
3	SWITZERLAND 1894 Judith GOLL 1902 Silke LEMMENS 1900 Veronica VANCARDO 1904 Mélissa GUTSCHMIDT	SUI	5	0.209	45.01	Q	SB
4	AUSTRALIA 1518 Nana Adoma OWUSU-AFRIYIE 1516 Kristie EDWARDS 1527 Samantha JOHNSON 1521 Grace BRENNAN	AUS	4	0.180	45.26	q	SB
5	CANADA 1567 Keira CHRISTIE-GALLOWAY 1568 Deondra GREEN 1570 Kendra LEGER 1569 Tatiana AHOLOU	CAN	7	0.172	45.68		SB
	PR OF CHINA 1583 Yuwei LIN 1587 Yu ZHOU 1582 Nuo LIANG 1580 Lulu FENG	CHN	8	0.161	DQ		163.3(b)
	UNITED STATES 1957 Daija LAMPKIN 1945 Tamara CLARK 1970 Jasmin REED 1971 Thelma DAVIES	USA	6	0.144	DQ		170.6(c)

NOTE IAAF Rule 163.3(b) - Infringement of the inside border
IAAF Rule 170.6(c) - Fault at recovering a dropped baton



RESULTS
4 x 100 Metres Relay Women - Round 1

ITALY REVISED RECORD

Heat 2 **2**

13 July 2018 18:12 START TIME 26° C TEMPERATURE 45 % HUMIDITY

PLACE	TEAM	BIB	LANE	REACTION	RESULT	Fn
1	IRELAND 1741 Molly SCOTT 1738 Gina AKPE-MOSES 1742 Rhasidat ADELEKE 1743 Patience JUMBO GULA	IRL	4	0.155	44.27	Q
2	ITALY 1757 Vittoria FONTANA 1763 Moillet KOUAKOU 1753 Alessia CARPINTERI 1764 Margherita ZUECCO	ITA	5	0.174	44.52	Q
3	FRANCE 1673 Wided ATATOU 1669 Sacha ALESSANDRINI 1672 Marine MIGNON 1674 Eleane MARCELIN	FRA	2	0.165	44.80	Q SB
4	POLAND 1856 Pia SKRZYSZOWSKA 1854 Magdalena STEFANOWICZ 1855 Alicja POTASZNIK 1857 Anna PLUSCHKE	POL	8	0.150	45.19	q
5	BRAZIL 1556 Micaela DE MELLO 1555 Gabriela MOURÃO 1554 Leticia LIMA 1549 Tiffani SILVA	BRA	3	0.131	45.28	SB
6	AUSTRIA 1537 Lena PRESSLER 1534 Isabel POSCH 1535 Magdalena LINDNER 1536 Chiara-Belinda SCHULER	AUT	6	0.173	45.99	
	JAMAICA 1778 Kimone SHAW 1782 Ackera NUGENT 1783 Fredricka MCKENZIE 1779 Kemba NELSON	JAM	7	0.195	DQ	163.3(a)

NOTE IAAF Rule 163.3(a) - Lane infringement

ALL-TIME TOP LIST				SEASON TOP LIST			
RESULT	TEAM	VENUE	DATE	RESULT	TEAM	VENUE	2018
43.27	GERMANY (GER)	Grosseto (Stadio Zecchini)	23 Jul 17	43.80	GERMANY (GER)	Tampere	13 Jul
43.29	UNITED STATES (USA)	Eugene (Hayward Field), OR	8 Aug 06	44.15	IRELAND (IRL)	Oordegem (BEL)	26 May
43.40	JAMAICA (JAM)	Kingston (NS), JAM	21 Jul 02	44.52	ITALY (ITA)	Tampere	13 Jul
43.44	NIGERIA (NGR)	Nairobi	9 Aug 87	44.73	JAMAICA (JAM)	Nassau (BAH)	1 Apr
43.48	GERMAN DEMOCRATIC REP. (GDR)	University Stadium)	31 Jul 88	44.80	FRANCE (FRA)	Tampere	13 Jul
43.68	FRANCE (FRA)	Grosseto (Stadio Zecchini)	18 Jul 04	44.84	GREAT BRITAIN & NI (GBR)	Tampere	13 Jul
43.79	POLAND (POL)	Bydgoszcz (Stadion Zawisza)	2 Jun 17	45.01	SWITZERLAND (SUI)	Tampere	13 Jul
43.87	USSR (URS)	Leningrad	20 Jun 87	45.06	PR OF CHINA (CHN)	Gifu (JPN)	9 Jun
43.98	BRAZIL (BRA)	São Paulo	7 Jul 07	45.11	POLAND (POL)	Vyškov (CZE)	16 Jun
44.27	IRELAND (IRL)	Tampere	13 Jul 18	45.14	BAHAMAS (BAH)	Nassau (BAH)	1 Apr



RESULTS



4 x 400 Metres Relay Women - Final

RECORDS	RESULT	TEAM	COUNTRY	VENUE	DATE
World U20 Record	WU20R 3:27.60	United States	USA	Grosseto (Stadio Zecchini)	18 Jul 2004
Championships Record	CR 3:27.60	United States	USA	Grosseto (Stadio Zecchini)	18 Jul 2004
World U20 Leading	WU20L 3:28.74	United States	USA	Tampere	15 Jul 2018
Area U20 Record	AU20R	National U20 Record	NU20R	Season Best	SB

15 July 2018 14:55 START TIME 27° C TEMPERATURE 39 % HUMIDITY

PLACE	TEAM	BIB	LANE	REACTION	RESULT	Fn
1	UNITED STATES 1961 Symone MASON 1969 Shae ANDERSON 1968 Julia MADUBUIKE 1960 Taylor MANSON	USA	5	0.190	3:28.74	WU20L
2	AUSTRALIA 1510 Ella CONNOLLY 1513 Cara JARDINE 1511 Jemima RUSSELL 1512 Carley THOMAS	AUS	6	0.171	3:31.36	SB
3	JAMAICA 1775 Janielle JOSEPHS 1776 Stacey-Ann WILLIAMS 1773 Shiann SALMON 1777 Calisha TAYLOR	JAM	4	0.197	3:31.90	SB
4	CANADA 1562 Xahria SANTIAGO 1566 Aurora RYNDA 1561 Ashlan BEST 1565 Sharelle SAMUEL	CAN	8	0.187	3:31.93	NU20R
5	GERMANY 1699 Anna-Maria HOFMANN 1707 Lisa Sophie HARTMANN 1697 Laura KAUFMANN 1703 Corinna SCHWAB	GER	1	0.204	3:32.84	SB
6	ITALY 1761 Camilla PIZZALIS 1755 Eloisa COIRO 1760 Chiara GHERARDI 1758 Elisabetta VANDI	ITA	3	0.237	3:34.00	NU20R
7	DOMINICAN REPUBLIC 1620 Milagros DURÁN 1618 Lilian REYES 1619 Maria Fernanda MATOS 1617 Fiordaliza COFIL	DOM	7	0.178	3:34.09	NU20R
8	BRAZIL 1550 Marlene SANTOS 1549 Tiffani SILVA 1551 Chayenne DA SILVA 1554 Leticia LIMA	BRA	2	0.170	3:34.55	AU20R

INTERMEDIATE TIMES	400m	UNITED STATES	50.48
	800m	UNITED STATES	1:42.90
	1200m	UNITED STATES	2:37.19



RESULTS
4 x 400 Metres Relay Women - Final

ALL-TIME TOP LIST				SEASON TOP LIST			
RESULT	TEAM	VENUE	DATE	RESULT	TEAM	VENUE	2018
3:27.60	UNITED STATES (USA)	Grosseto (Stadio Zecchini)	18 Jul 04	3:28.74	UNITED STATES (USA)	Tampere	15 Jul
3:28.39	GERMAN DEMOCRATIC REP. (GDR)	Iniversity Stadium	31 Jul 88	3:31.36	AUSTRALIA (AUS)	Tampere	15 Jul
3:29.66	JAMAICA (JAM)	Philadelphia, PA	28 Apr 01	3:31.90	JAMAICA (JAM)	Tampere	15 Jul
3:30.03	RUSSIA (RUS)	Grosseto (Stadio Zecchini)	18 Jul 04	3:31.93	CANADA (CAN)	Tampere	15 Jul
3:30.38	AUSTRALIA (AUS)	Plovdiv (Deveti Septemvri Stadium)	12 Aug 90	3:32.84	GERMANY (GER)	Tampere	15 Jul
3:30.72	BULGARIA (BUL)	Sofia	24 Jul 83	3:34.00	ITALY (ITA)	Tampere	15 Jul
3:30.84	NIGERIA (NGR)	Beijing (Chaoyang Sport Center)	20 Aug 06	3:34.09	DOMINICAN REPUBLIC (DOM)	Tampere	15 Jul
3:31.12	GERMANY (GER)	Sydney (SIAC Homebush)	25 Aug 96	3:34.55	BRAZIL (BRA)	Tampere	15 Jul
3:31.41	USSR (URS)	Utrecht	23 Aug 81	3:36.70	JAPAN (JPN)	Tampere	14 Jul
3:31.93	CANADA (CAN)	Tampere	15 Jul 18	3:38.23	POLAND (POL)	Tampere	14 Jul



RESULT PROGRESSION



4 x 400 Metres Relay Women - Final

RECORDS	RESULT	TEAM	COUNTRY	VENUE	DATE	
World U20 Record	WU20R	3:27.60	United States	USA	Grosseto (Stadio Zecchini)	18 Jul 2004
Championships Record	CR	3:27.60	United States	USA	Grosseto (Stadio Zecchini)	18 Jul 2004
World U20 Leading	WU20L	3:28.74	United States	USA	Tampere	15 Jul 2018
Area U20 Record	AU20R		National U20 Record	NU20R	Season Best	SB

15 July 2018

RANK	BIB	TEAM	PHASE	HEAT	LANE	PLACE	RESULT	
1	USA	UNITED STATES	Final	1	5	1	3:28.74	WU20L
			Round 1	3	5	1	3:33.11 Q	WU20L
2	AUS	AUSTRALIA	Final	1	6	2	3:31.36	SB
			Round 1	2	4	3	3:35.48 Q	SB
3	JAM	JAMAICA	Final	1	4	3	3:31.90	SB
			Round 1	1	3	2	3:34.22 Q	WU20L
4	CAN	CANADA	Final	1	8	4	3:31.93	NU20R
			Round 1	2	3	5	3:36.14 Q	SB
5	GER	GERMANY	Final	1	1	5	3:32.84	SB
			Round 1	3	6	8	3:36.50 q	
6	ITA	ITALY	Final	1	3	6	3:34.00	NU20R
			Round 1	1	4	4	3:35.86 Q	NU20R
7	DOM	DOMINICAN REPUBLIC	Final	1	7	7	3:34.09	NU20R
			Round 1	3	3	6	3:36.22 Q	NU20R
8	BRA	BRAZIL	Final	1	2	8	3:34.55	AU20R
			Round 1	1	6	7	3:36.22 q	AU20R

ALL-TIME TOP LIST				SEASON TOP LIST			
RESULT	TEAM	VENUE	DATE	RESULT	TEAM	VENUE	2018
3:27.60	UNITED STATES (USA)	Grosseto (Stadio Zecchini)	18 Jul 04	3:28.74	UNITED STATES (USA)	Tampere	15 Jul
3:28.39	GERMAN DEMOCRATIC REP. (GDR)	University Stadium	31 Jul 88	3:31.36	AUSTRALIA (AUS)	Tampere	15 Jul
3:29.66	JAMAICA (JAM)	Philadelphia, PA	28 Apr 01	3:31.90	JAMAICA (JAM)	Tampere	15 Jul
3:30.03	RUSSIA (RUS)	Grosseto (Stadio Zecchini)	18 Jul 04	3:31.93	CANADA (CAN)	Tampere	15 Jul
3:30.38	AUSTRALIA (AUS)	Plovdiv (Deveti Septemvri Stadium)	12 Aug 90	3:32.84	GERMANY (GER)	Tampere	15 Jul
3:30.72	BULGARIA (BUL)	Sofia	24 Jul 83	3:34.00	ITALY (ITA)	Tampere	15 Jul
3:30.84	NIGERIA (NGR)	Beijing (Chaoyang Sport Center)	20 Aug 06	3:34.09	DOMINICAN REPUBLIC (DOM)	Tampere	15 Jul
3:31.12	GERMANY (GER)	Sydney (SIAC Homebush)	25 Aug 96	3:34.55	BRAZIL (BRA)	Tampere	15 Jul
3:31.41	USSR (URS)	Utrecht	23 Aug 81	3:36.70	JAPAN (JPN)	Tampere	14 Jul
3:31.93	CANADA (CAN)	Tampere	15 Jul 18	3:38.23	POLAND (POL)	Tampere	14 Jul



SUMMARY



4 x 400 Metres Relay Women - Round 1

First 2 in each heat (Q) and the next 2 fastest (q) advance to the Final

RECORDS	RESULT	TEAM	COUNTRY	VENUE	DATE	
World U20 Record	WU20R	3:27.60	United States	USA	Grosseto (Stadio Zecchini) 18 Jul 2004	
Championships Record	CR	3:27.60	United States	USA	Grosseto (Stadio Zecchini) 18 Jul 2004	
World U20 Leading	WU20L	3:33.11	United States	USA	Tampere 14 Jul 2018	
Area U20 Record	AU20R		National U20 Record	NU20R	Season Best	SB

14 July 2018

RANK	PLACE	HEAT	LANE	BIB	TEAM	REACTION	RESULT		
1	1	3	5	USA	UNITED STATES	0.203	3:33.11	Q	WU20L
2	1	1	3	JAM	JAMAICA	0.206	3:34.22	Q	WU20L
3	1	2	4	AUS	AUSTRALIA	0.187	3:35.48	Q	SB
4	2	1	4	ITA	ITALY	0.237	3:35.86	Q	NU20R
5	2	2	3	CAN	CANADA	0.189	3:36.14	Q	SB
6	2	3	3	DOM	DOMINICAN REPUBLIC	0.181	3:36.22 (.214)	Q	NU20R
7	3	1	6	BRA	BRAZIL	0.197	3:36.22 (.215)	q	AU20R
8	3	3	6	GER	GERMANY	0.215	3:36.50	q	
9	3	2	2	JPN	JAPAN	0.210	3:36.70		SB
10	4	1	7	POL	POLAND	0.221	3:38.23		SB
11	5	1	5	HUN	HUNGARY	0.224	3:38.49		SB
12	4	2	5	IND	INDIA	0.370	3:39.10		NU20R
13	4	3	7	ETH	ETHIOPIA	0.269	3:39.29		NU20R
14	5	3	4	FIN	FINLAND	0.214	3:39.58		SB
15	6	1	2	CHN	PR OF CHINA	0.250	3:42.04		SB
16	6	3	2	SVK	SLOVAK REPUBLIC	0.228	3:44.05		NU20R
17	5	2	7	UKR	UKRAINE	0.219	3:44.74		SB
18	7	3	8	RSA	SOUTH AFRICA	0.279	3:50.39		
19	6	2	6	SRI	SRI LANKA	0.240	3:51.02		

ALL-TIME TOP LIST				SEASON TOP LIST			
RESULT	TEAM	VENUE	DATE	RESULT	TEAM	VENUE	2018
3:27.60	UNITED STATES (USA)	Grosseto (Stadio Zecchini)	18 Jul 04	3:33.11	UNITED STATES (USA)	Tampere	14 Jul
3:28.39	GERMAN DEMOCRATIC REP. (GDR)	University Stadium	31 Jul 88	3:34.22	JAMAICA (JAM)	Tampere	14 Jul
3:29.66	JAMAICA (JAM)	Philadelphia, PA	28 Apr 01	3:35.08	GERMANY (GER)	Regensburg (GER)	3 Jun
3:30.03	RUSSIA (RUS)	Grosseto (Stadio Zecchini)	18 Jul 04	3:35.48	AUSTRALIA (AUS)	Tampere	14 Jul
3:30.38	AUSTRALIA (AUS)	Plovdiv (Deveti Septemvri Stadium)	12 Aug 90	3:35.86	ITALY (ITA)	Tampere	14 Jul
3:30.72	BULGARIA (BUL)	Sofia	24 Jul 83	3:36.14	CANADA (CAN)	Tampere	14 Jul
3:30.84	NIGERIA (NGR)	Beijing (Chaoyang Sport Center)	20 Aug 06	3:36.22	DOMINICAN REPUBLIC (DOM)	Tampere	14 Jul
3:31.12	GERMANY (GER)	Sydney (SIAC Homebush)	25 Aug 96	3:36.22	BRAZIL (BRA)	Tampere	14 Jul
3:31.41	USSR (URS)	Utrecht	23 Aug 81	3:36.70	JAPAN (JPN)	Tampere	14 Jul
3:35.86	ITALY (ITA)	Tampere	14 Jul 18	3:38.23	POLAND (POL)	Tampere	14 Jul



RESULTS



4 x 400 Metres Relay Women - Round 1

First 2 in each heat (Q) and the next 2 fastest (q) advance to the Final

RECORDS	RESULT	TEAM	COUNTRY	VENUE	DATE
World U20 Record	WU20R 3:27.60	United States	USA	Grosseto (Stadio Zecchini)	18 Jul 2004
Championships Record	CR 3:27.60	United States	USA	Grosseto (Stadio Zecchini)	18 Jul 2004
World U20 Leading	WU20L 3:33.11	United States	USA	Tampere	14 Jul 2018
Area U20 Record	AU20R	National U20 Record	NU20R	Season Best	SB

Heat 1 **3** **14 July 2018** 11:51 START TIME 24° C TEMPERATURE 54 % HUMIDITY

PLACE	TEAM	BIB	LANE	REACTION	RESULT		Fn
1	JAMAICA 1775 Janielle JOSEPHS 1776 Stacey-Ann WILLIAMS 1784 Chrissani MAY 1777 Calisha TAYLOR	JAM	3	0.206	3:34.22	Q	WU20L
2	ITALY 1761 Camilla PITZALIS 1755 Eloisa COIRO 1760 Chiara GHERARDI 1758 Elisabetta VANDI	ITA	4	0.237	3:35.86	Q	NU20R
3	BRAZIL 1550 Marlene SANTOS 1549 Tiffani SILVA 1551 Chayenne DA SILVA 1554 Leticia LIMA	BRA	6	0.197	3:36.22 (.215)	q	AU20R
4	POLAND 1850 Natalia WIDAWSKA 1849 Natalia WOSZTYL 1851 Weronika BARTNOWSKA 1848 Karolina LOZOWSKA	POL	7	0.221	3:38.23		SB
5	HUNGARY 1724 Janka MOLNÁR 1725 Hanna RÉPÁSSY 1727 Mira KOSZEGI 1723 Sára MÁTÓ	HUN	5	0.224	3:38.49		SB
6	PR OF CHINA 1581 Tianlu LAN 1587 Yu ZHOU 1585 Jiadie MO 1582 Nuo LIANG	CHN	2	0.250	3:42.04		SB

INTERMEDIATE TIMES	400m	JAMAICA	53.44
	800m	JAMAICA	1:46.94
	1200m	JAMAICA	2:40.62



RESULTS
4 x 400 Metres Relay Women - Round 1

Heat 2 **3**

14 July 2018 11:59 START TIME

24° C TEMPERATURE 54 % HUMIDITY

PLACE	TEAM	BIB	LANE	REACTION	RESULT	Fn
1	AUSTRALIA 1510 Ella CONNOLLY 1513 Cara JARDINE 1511 Jemima RUSSELL 1512 Carley THOMAS	AUS	4	0.187	3:35.48	Q SB
2	CANADA 1562 Xahria SANTIAGO 1566 Aurora RYNDA 1565 Sharelle SAMUEL 1561 Ashlan BEST	CAN	3	0.189	3:36.14	Q SB
3	JAPAN 1788 Ayano SHIOMI 1785 Shuri AONO 1789 Moeka SEKIMOTO 1791 Ayaka KAWATA	JPN	2	0.210	3:36.70	SB
4	INDIA 1734 V SUBHA 1733 Jisna MATHEW 1736 . RITIKA 1731 Hima DAS	IND	5	0.370	3:39.10	NU20R
5	UKRAINE 1939 Maryana SHOSTAK 1942 Olena RADYUK 1935 Tetyana KAYSEN 1933 Tetyana BEZSHYYKO	UKR	7	0.219	3:44.74	SB
6	SRI LANKA 1891 Sandumini BANDARA 1886 Shyamali KUMARASINGHE 1890 Romeshi Ishara ATTIDIYA 1885 Amasha DE SILVA	SRI	6	0.240	3:51.02	

INTERMEDIATE TIMES	400m	AUSTRALIA	52.00
	800m	AUSTRALIA	1:47.15
	1200m	AUSTRALIA	2:41.66



RESULTS
4 x 400 Metres Relay Women - Round 1

Heat 3 **3**

14 July 2018 12:11 START TIME

24° C TEMPERATURE 54 % HUMIDITY

PLACE	TEAM	BIB	LANE	REACTION	RESULT	Fn
1	UNITED STATES 1961 Symone MASON 1969 Shae ANDERSON 1967 Jan'Taijah FORD 1963 Arria MINOR	USA	5	0.203	3:33.11	Q WU20L
2	DOMINICAN REPUBLIC 1620 Milagros DURÁN 1618 Lilian REYES 1619 Maria Fernanda MATOS 1617 Fiordaliza COFIL	DOM	3	0.181	3:36.22 (.214)	Q NU20R
3	GERMANY 1699 Anna-Maria HOFMANN 1707 Lisa Sophie HARTMANN 1701 Johanna BERRENS 1697 Laura KAUFMANN	GER	6	0.215	3:36.50	q
4	ETHIOPIA 1644 Mahilet FIKRE 1647 Diribe WELTEJI 1645 Zinash TESFAYE 1646 Frehiywot WONDIE	ETH	7	0.269	3:39.29	NU20R
5	FINLAND 1658 Nea MATTILA 1656 Mette BAAS 1660 Wilma LASSFOLK 1657 Viivi LEHIKONEN	FIN	4	0.214	3:39.58	SB
6	SLOVAK REPUBLIC 1909 Emma ZAPLETALOVÁ 1908 Mária ŠIMLOVICOVÁ 1911 Sophia ZÁPOTOCNÁ 1910 Miriam CIDORÍKOVÁ	SVK	2	0.228	3:44.05	NU20R
7	SOUTH AFRICA 1874 Liza KELLERMAN 1876 Marlie VILJOEN 1872 Nicola GIBBON 1875 Zeney VAN DER WALT	RSA	8	0.279	3:50.39	

INTERMEDIATE TIMES	400m	UNITED STATES	52.00
	800m	UNITED STATES	1:44.76
	1200m	UNITED STATES	2:39.45

ALL-TIME TOP LIST				SEASON TOP LIST			
RESULT	TEAM	VENUE	DATE	RESULT	TEAM	VENUE	2018
3:27.60	UNITED STATES (USA)	Grosseto (Stadio Zecchini)	18 Jul 04	3:33.11	UNITED STATES (USA)	Tampere	14 Jul
3:28.39	GERMAN DEMOCRATIC REP. (GDR)	Iniversity Stadium)	31 Jul 88	3:34.22	JAMAICA (JAM)	Tampere	14 Jul
3:29.66	JAMAICA (JAM)	Philadelphia, PA	28 Apr 01	3:35.08	GERMANY (GER)	Regensburg (GER)	3 Jun
3:30.03	RUSSIA (RUS)	Grosseto (Stadio Zecchini)	18 Jul 04	3:35.48	AUSTRALIA (AUS)	Tampere	14 Jul
3:30.38	AUSTRALIA (AUS)	Plovdiv (Deveti Septemvri Stadium)	12 Aug 90	3:35.86	ITALY (ITA)	Tampere	14 Jul
3:30.72	BULGARIA (BUL)	Sofia	24 Jul 83	3:36.14	CANADA (CAN)	Tampere	14 Jul
3:30.84	NIGERIA (NGR)	Beijing (Chaoyang Sport Center)	20 Aug 06	3:36.22	DOMINICAN REPUBLIC (DOM)	Tampere	14 Jul
3:31.12	GERMANY (GER)	Sydney (SIAC Homebush)	25 Aug 96	3:36.22	BRAZIL (BRA)	Tampere	14 Jul
3:31.41	USSR (URS)	Utrecht	23 Aug 81	3:36.70	JAPAN (JPN)	Tampere	14 Jul
3:35.86	ITALY (ITA)	Tampere	14 Jul 18	3:38.23	POLAND (POL)	Tampere	14 Jul



SUMMARY



100 Metres Hurdles Women - Heptathlon

RECORDS	RESULT	NAME	COUNTRY	AGE	VENUE	DATE	
World Hep. U20 Best	WH20B	12.99	Kendell WILLIAMS	USA	19	Eugene (Hayward Field), OR	12 Jun 2014
Champ. Heptathlon Best	CHB	13.24	Nadine VISSER	NED	19	Eugene (Hayward Field), OR	22 Jul 2014
Area U20 Record	AU20R	National U20 Record	NU20R	Personal Best	PB	Season Best	SB

12 July 2018

RANK	PLACE	HEAT	LANE	BIB	NAME	COUNTRY	DATE of BIRTH	RESULT	WIND	POINTS	TOTAL
1	1	4	2	1530	Celeste MUCCI	AUS	11 Aug 99	13.29	+0.3	1081	1081
2	2	4	7	1835	Ida EIKENG	NOR	25 Jun 99	13.55 (.542)	+0.3	1043	1043
3	3	4	6	1601	Adriana RODRÍGUEZ	CUB	12 Jul 99	13.55 (.546)	+0.3	1043	1043
4	4	4	5	1958	Sterling LESTER	USA	13 Nov 00	13.65	+0.3	1028	1028
5	1	3	2	1684	Niamh EMERSON	GBR	22 Apr 99	13.76	PB +0.5	1013	1013
6	5	4	4	1858	Adrianna SULEK	POL	3 Apr 99	13.80	PB +0.3	1007	1007
7	6	4	3	1897	Annik KÄLIN	SUI	27 Apr 00	13.90	+0.3	993	993
8	1	2	2	1934	Darya DIKHANOVA	UKR	23 Mar 00	13.92	PB -0.2	990	990
9	7	4	8	1913	Ida THUNBERG	SWE	16 Jul 99	13.93 (.923)	+0.3	988	988
10	2	3	6	1832	Marijke ESSELINK	NED	22 Jun 99	13.93 (.924)	PB +0.5	988	988
11	2	2	3	1608	Jana NOVOTNÁ	CZE	26 Jan 99	14.00	PB -0.2	978	978
12	3	3	3	1692	Jade O'DOWDA	GBR	9 Sep 99	14.04	PB +0.5	973	973
13	4	3	5	1949	Anna HALL	USA	23 Mar 01	14.13	+0.5	960	960
14	5	3	7	1539	Sarah LAGGER	AUT	3 Sep 99	14.21 (.205)	+0.5	949	949
15	6	3	4	1531	Camryn NEWTON-SMITH	AUS	27 Apr 00	14.21 (.208)	+0.5	949	949
16	3	2	4	1540	Andrea OBETZHOFFER	AUT	15 Feb 99	14.28	PB -0.2	939	939
17	4	2	7	1714	Johanna SIEBLER	GER	28 Jun 00	14.29	PB -0.2	938	938
18	1	1	4	1629	Claudia CONTE	ESP	14 Nov 99	14.47	-0.5	913	913
19	5	2	6	1667	Sanni PAJASMAA	FIN	6 Feb 99	14.49	-0.2	910	910
20	2	1	2	1898	Mathilde REY	SUI	29 Mar 00	14.54	PB -0.5	903	903
21	3	1	6	1676	Agathe GUILLEMOT	FRA	11 Jul 99	14.62	-0.5	892	892
22	6	2	5	1940	Alina SHUKH	UKR	12 Feb 99	14.68	-0.2	884	884
23	4	1	7	1641	Margit KALK	EST	16 Jun 99	14.93	-0.5	851	851
24	5	1	3	1816	Urte BACIANSKAITE	LTU	17 Sep 00	15.16	PB -0.5	821	821
25	6	1	5	1914	Erika WÄRFF	SWE	16 Jul 00	15.18	-0.5	818	818
26	7	1	8	1613	Anna Øbakke LANGE	DEN	22 Sep 99	15.76	-0.5	744	744



RESULTS



100 Metres Hurdles Women - Heptathlon

RECORDS	RESULT	NAME	COUNTRY	AGE	VENUE	DATE	
World Hep. U20 Best	WH20B	12.99	Kendell WILLIAMS	USA	19	Eugene (Hayward Field), OR	12 Jun 2014
Champ. Heptathlon Best	CHB	13.24	Nadine VISSER	NED	19	Eugene (Hayward Field), OR	22 Jul 2014

Area U20 Record	National U20 Record	Personal Best	Season Best
AU20R	NU20R	PB	SB

Heat 1 4 12 July 2018 09:29 START TIME 21° C TEMPERATURE 56 % HUMIDITY -0.5 m/s WIND

PLACE	BIB	NAME	COUNTRY	DATE OF BIRTH	LANE	RESULT	REACTION	Fn	POINTS	TOTAL
1	1629	Claudia CONTE	ESP	14 Nov 99	4	14.47			913	913
2	1898	Mathilde REY	SUI	29 Mar 00	2	14.54	PB		903	903
3	1676	Agathe GUILLEMOT	FRA	11 Jul 99	6	14.62			892	892
4	1641	Margit KALK	EST	16 Jun 99	7	14.93			851	851
5	1816	Urte BACIANSKAITE	LTU	17 Sep 00	3	15.16	PB		821	821
6	1914	Erika WÄRFF	SWE	16 Jul 00	5	15.18			818	818
7	1613	Anna Øbakke LANGE	DEN	22 Sep 99	8	15.76			744	744

Heat 2 4 12 July 2018 09:37 START TIME 21° C TEMPERATURE 56 % HUMIDITY -0.2 m/s WIND

PLACE	BIB	NAME	COUNTRY	DATE OF BIRTH	LANE	RESULT	REACTION	Fn	POINTS	TOTAL
1	1934	Darya DIKHANOVA	UKR	23 Mar 00	2	13.92	PB		990	990
2	1608	Jana NOVOTNÁ	CZE	26 Jan 99	3	14.00	PB		978	978
3	1540	Andrea OBETZHOFFER	AUT	15 Feb 99	4	14.28	PB		939	939
4	1714	Johanna SIEBLER	GER	28 Jun 00	7	14.29	PB		938	938
5	1667	Sanni PAJASMAA	FIN	6 Feb 99	6	14.49			910	910
6	1940	Alina SHUKH	UKR	12 Feb 99	5	14.68			884	884

Heat 3 4 12 July 2018 09:43 START TIME 21° C TEMPERATURE 56 % HUMIDITY +0.5 m/s WIND

PLACE	BIB	NAME	COUNTRY	DATE OF BIRTH	LANE	RESULT	REACTION	Fn	POINTS	TOTAL
1	1684	Niamh EMERSON	GBR	22 Apr 99	2	13.76	PB		1013	1013
2	1832	Marijke ESSELINK	NED	22 Jun 99	6	13.93 (.924)	PB		988	988
3	1692	Jade O'DOWDA	GBR	9 Sep 99	3	14.04	PB		973	973
4	1949	Anna HALL	USA	23 Mar 01	5	14.13			960	960
5	1539	Sarah LAGGER	AUT	3 Sep 99	7	14.21 (.205)			949	949
6	1531	Camryn NEWTON-SMITH	AUS	27 Apr 00	4	14.21 (.208)			949	949

Heat 4 4 12 July 2018 09:50 START TIME 21° C TEMPERATURE 56 % HUMIDITY +0.3 m/s WIND

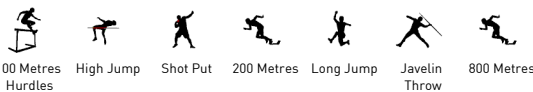
PLACE	BIB	NAME	COUNTRY	DATE OF BIRTH	LANE	RESULT	REACTION	Fn	POINTS	TOTAL
1	1530	Celeste MUCCI	AUS	11 Aug 99	2	13.29			1081	1081
2	1835	Ida EIKENG	NOR	25 Jun 99	7	13.55 (.542)			1043	1043
3	1601	Adriana RODRÍGUEZ	CUB	12 Jul 99	6	13.55 (.546)			1043	1043
4	1958	Sterling LESTER	USA	13 Nov 00	5	13.65			1028	1028
5	1858	Adrianna SULEK	POL	3 Apr 99	4	13.80	PB		1007	1007
6	1897	Annik KÄLIN	SUI	27 Apr 00	3	13.90			993	993
7	1913	Ida THUNBERG	SWE	16 Jul 99	8	13.93 (.923)			988	988



HEPTATHLON SUMMARY AFTER 1 EVENT

RECORDS	RESULT	NAME	COUNTRY	AGE	VENUE	DATE
World U20 Record	WU20R	6542 Carolina KLÜFT	SWE	19	München	10 Aug 2002
Championships Record	CR	6470 Carolina KLÜFT	SWE	19	Kingston (NS), JAM	20 Jul 2002
World U20 Leading	WU20L	6177 Alina SHUKH	UKR	19	Götzis (AUT)	27 May 2018


12-13 July 2018



PLACE	BIB	NAME	COUNTRY	POINTS	POINTS BEHIND LEADER	100 Metres Hurdles	High Jump	Shot Put	200 Metres	Long Jump	Javelin Throw	800 Metres
1	1530	Celeste MUCCI	AUS	1081		13.29 (+0.3) 1081 (1)						
2	1601	Adriana RODRÍGUEZ	CUB	1043	-38	13.55 (+0.3) 1043 (3)						
2	1835	Ida EIKENG	NOR	1043	-38	13.55 (+0.3) 1043 (2)						
4	1958	Sterling LESTER	USA	1028	-53	13.65 (+0.3) 1028 (4)						
5	1684	Niamh EMERSON	GBR	1013	-68	13.76 (+0.5) 1013 (5)						
6	1858	Adrianna SULEK	POL	1007	-74	13.80 (+0.3) 1007 (6)						
7	1897	Annik KÄLIN	SUI	993	-88	13.90 (+0.3) 993 (7)						
8	1934	Darya DIKHANOVA	UKR	990	-91	13.92 (-0.2) 990 (8)						
9	1913	Ida THUNBERG	SWE	988	-93	13.93 (+0.3) 988 (9)						
9	1832	Marijke ESSELINK	NED	988	-93	13.93 (+0.5) 988 (10)						
11	1608	Jana NOVOTNÁ	CZE	978	-103	14.00 (-0.2) 978 (11)						
12	1692	Jade O'DOWDA	GBR	973	-108	14.04 (+0.5) 973 (12)						
13	1949	Anna HALL	USA	960	-121	14.13 (+0.5) 960 (13)						
14	1531	Camryn NEWTON-SMITH	AUS	949	-132	14.21 (+0.5) 949 (15)						
14	1539	Sarah LAGGER	AUT	949	-132	14.21 (+0.5) 949 (14)						
16	1540	Andrea OBETZHOFFER	AUT	939	-142	14.28 (-0.2) 939 (16)						
17	1714	Johanna SIEBLER	GER	938	-143	14.29 (-0.2) 938 (17)						

HEPTATHLON SUMMARY AFTER 1 EVENTS

12-13 July 2018



PLACE	BIB	NAME	COUNTRY	POINTS	POINTS BEHIND LEADER	100 Metres Hurdles	High Jump	Shot Put	200 Metres	Long Jump	Javelin Throw	800 Metres
18	1629	Claudia CONTE	ESP	913	-168	14.47 (-0.5)						913 (18)
19	1667	Sanni PAJASMAA	FIN	910	-171	14.49 (-0.2)						910 (19)
20	1898	Mathilde REY	SUI	903	-178	14.54 (-0.5)						903 (20)
21	1676	Agathe GUILLEMOT	FRA	892	-189	14.62 (-0.5)						892 (21)
22	1940	Alina SHUKH	UKR	884	-197	14.68 (-0.2)						884 (22)
23	1641	Margit KALK	EST	851	-230	14.93 (-0.5)						851 (23)
24	1816	Urte BACIANSKAITE	LTU	821	-260	15.16 (-0.5)						821 (24)
25	1914	Erika WÄRFF	SWE	818	-263	15.18 (-0.5)						818 (25)
26	1613	Anna Øbakke LANGE	DEN	744	-337	15.76 (-0.5)						744 (26)



SUMMARY

High Jump Women - Heptathlon



BIB 1684 UPDATED RESULT

RECORDS	RESULT	NAME	COUNTRY	AGE	VENUE	DATE
World Hep. U20 Best WH20B	1.94	Morgan LAKE	GBR	17	Eugene (Hayward Field), OR	22 Jul 2014
Champ. Heptathlon Best CHB	1.94	Morgan LAKE	GBR	17	Eugene (Hayward Field), OR	22 Jul 2014
Area U20 Record AU20R		National U20 Record NU20R		Personal Best PB		Season Best SB

12 July 2018

RANK	PLACE	GROUP	BIB	NAME	COUNTRY	DATE of BIRTH	RESULT		POINTS	TOTAL
1	1	A	1684	Niamh EMERSON	GBR	22 Apr 99	1.89	PB	1093	2106
2	2	A	1949	Anna HALL	USA	23 Mar 01	1.83	PB	1016	1976
3	3	A	1530	Celeste MUCCI	AUS	11 Aug 99	1.77	PB	941	2022
4	4	A	1629	Claudia CONTE	ESP	14 Nov 99	1.77	PB	941	1854
4	4	A	1539	Sarah LAGGER	AUT	3 Sep 99	1.77	SB	941	1890
6	6	A	1897	Annik KÄLIN	SUI	27 Apr 00	1.77	PB	941	1934
6	6	A	1914	Erika WÄRFF	SWE	16 Jul 00	1.77	SB	941	1759
8	8	A	1601	Adriana RODRÍGUEZ	CUB	12 Jul 99	1.74		903	1946
9	9	A	1934	Darya DIKHANOVA	UKR	23 Mar 00	1.74	PB	903	1893
10	1	B	1835	Ida EIKENG	NOR	25 Jun 99	1.71	SB	867	1910
11	2	B	1898	Mathilde REY	SUI	29 Mar 00	1.71	PB	867	1770
11	10	A	1692	Jade O'DOWDA	GBR	9 Sep 99	1.71		867	1840
13	11	A	1608	Jana NOVOTNÁ	CZE	26 Jan 99	1.71		867	1845
14	3	B	1958	Sterling LESTER	USA	13 Nov 00	1.68		830	1858
15	4	B	1832	Marijke ESSELINK	NED	22 Jun 99	1.68		830	1818
16	5	B	1540	Andrea OBETZHOFFER	AUT	15 Feb 99	1.68		830	1769
17	6	B	1531	Camryn NEWTON-SMITH	AUS	27 Apr 00	1.65		795	1744
18	7	B	1676	Agathe GUILLEMOT	FRA	11 Jul 99	1.65		795	1687
19	8	B	1667	Sanni PAJASMAA	FIN	6 Feb 99	1.65	PB	795	1705
20	9	B	1641	Margit KALK	EST	16 Jun 99	1.65		795	1644
21	10	B	1816	Urte BACIANSKAITE	LTU	17 Sep 00	1.62		759	1580
22	11	B	1913	Ida THUNBERG	SWE	16 Jul 99	1.62	PB	759	1747
22	12	A	1858	Adrianna SULEK	POL	3 Apr 99	1.62		759	1766
24	12	B	1613	Anna Øbakke LANGE	DEN	22 Sep 99	1.56		689	1433
25	13	B	1714	Johanna SIEBLER	GER	28 Jun 00	1.53		655	1593
		A	1940	Alina SHUKH	UKR	12 Feb 99	DNS			0

RESULTS

High Jump Women - Heptathlon



BIB 1684 UPDATED RESULT

RECORDS	RESULT	NAME	COUNTRY	AGE	VENUE	DATE		
World Hep. U20 Best	WH20B	1.94	Morgan LAKE	GBR	17	Eugene (Hayward Field), OR	22 Jul 2014	
Champ. Heptathlon Best	CHB	1.94	Morgan LAKE	GBR	17	Eugene (Hayward Field), OR	22 Jul 2014	
Area U20 Record	AU20R		National U20 Record	NU20R	Personal Best	PB	Season Best	SB

Group A

12 July 2018 10:28 START TIME 21° C TEMPERATURE 56 % HUMIDITY
12:06 END TIME 21° C

PLACE	BIB	NAME	COUNTRY	DATE of BIRTH	ORDER	RESULT	1.59	1.62	1.65	1.68	1.71	1.74	1.77	1.80	1.83	1.86	1.89	POINTS	TOTAL
1	1684	Niamh EMERSON	GBR	22 Apr 99	4	1.89 PB	-	-	-	-	0	0	XO	0	XO	0	XXO	1093	2106
2	1949	Anna HALL	USA	23 Mar 01	10	1.83 PB	-	-	0	0	0	XO	0	0	XO	XXX		1016	1976
3	1530	Celeste MUCCI	AUS	11 Aug 99	8	1.77 PB	-	-	0	0	0	0	0	XXX				941	2022
4	1629	Claudia CONTE	ESP	14 Nov 99	7	1.77 PB	0	0	0	0	XO	XO	0	XXX				941	1854
4	1539	Sarah LAGGER	AUT	3 Sep 99	11	1.77 SB	-	-	0	0	XO	XO	0	XXX				941	1890
6	1897	Annik KÄLIN	SUI	27 Apr 00	2	1.77 PB	-	-	0	0	0	XO	XXO	XXX				941	1934
6	1914	Erika WÄRFF	SWE	16 Jul 00	3	1.77 SB	-	-	-	-	0	XO	XXO	XXX				941	1759
8	1601	Adriana RODRÍGUEZ	CUB	12 Jul 99	5	1.74	-	-	0	0	0	0	XXX					903	1946
9	1934	Darya DIKHANOVA	UKR	23 Mar 00	1	1.74 PB	0	0	XO	0	XXO	XO	XXX					903	1893
10	1692	Jade O'DOWDA	GBR	9 Sep 99	6	1.71	0	0	0	XO	0	XXX						867	1840
11	1608	Jana NOVOTNÁ	CZE	26 Jan 99	9	1.71	0	0	0	XO	XO	XXX						867	1845
12	1858	Adrianna SULEK	POL	3 Apr 99	13	1.62	XO	XO	XXX									759	1766
	1940	Alina SHUKH	UKR	12 Feb 99	12	DNS													0

RESULTS
High Jump Women - Heptathlon

BIB 1684 UPDATED RESULT

Group B

12 July 2018 10:33 START TIME 21° C 56 %
11:59 END TIME TEMPERATURE HUMIDITY
21° C 56 %

PLACE	BIB	NAME	COUNTRY	DATE of BIRTH	ORDER	RESULT	1.47	1.50	1.53	1.56	1.59	1.62	1.65	1.68	1.71	1.74	POINTS	TOTAL
1	1835	Ida EIKENG	NOR	25 Jun 99	9	1.71 SB	-	-	-	0	0	0	0	0	0	XXX	867	1910
2	1898	Mathilde REY	SUI	29 Mar 00	2	1.71 PB	-	-	-	0	0	XO	0	0	0	XXX	867	1770
3	1958	Sterling LESTER	USA	13 Nov 00	7	1.68	-	-	-	-	-	XO	0	0	XXX		830	1858
4	1832	Marijke ESSELINK	NED	22 Jun 99	8	1.68	-	-	-	-	-	0	0	XO	XXX		830	1818
5	1540	Andrea OBETZHOFFER	AUT	15 Feb 99	12	1.68	-	-	-	0	0	0	XO	XO	XXX		830	1769
6	1531	Camryn NEWTON-SMITH	AUS	27 Apr 00	4	1.65	-	-	-	0	-	0	0	XXX			795	1744
7	1676	Agathe GUILLEMOT	FRA	11 Jul 99	5	1.65	-	-	-	-	0	XO	XO	XXX			795	1687
8	1667	Sanni PAJASMAA	FIN	6 Feb 99	6	1.65 PB	-	-	0	0	0	XXO	XO	XXX			795	1705
9	1641	Margit KALK	EST	16 Jun 99	1	1.65	-	-	0	0	XXO	0	XXO	XXX			795	1646
10	1816	Urte BACIANSKAITE	LTU	17 Sep 00	10	1.62	-	-	0	0	0	0	XXX				759	1580
11	1913	Ida THUNBERG	SWE	16 Jul 99	13	1.62 PB	0	0	0	0	XO	XO	XXX				759	1747
12	1613	Anna Øbakke LANGE	DEN	22 Sep 99	11	1.56	0	-	0	0	XXX						689	1433
13	1714	Johanna SIEBLER	GER	28 Jun 00	3	1.53	XO	0	0	XXX							655	1593



SUMMARY



Long Jump Women - Heptathlon

RECORDS	RESULT	NAME	COUNTRY	AGE	VENUE	DATE	
World Hep. U20 Best	WH20B	6.69 Sibylle THIELE	GDR	19	Götzis (Mösle-Stadium)	20 May 1984	
Champ. Heptathlon Best	CHB	6.35 Tatyana CHERNOVA	RUS	18	Beijing (Chaoyang Sport Center)	19 Aug 2006	
Area U20 Record	AU20R	National U20 Record	NU20R	Personal Best	PB	Season Best	SB

13 July 2018

RANK	PLACE	GROUP	BIB	NAME	COUNTRY	DATE of BIRTH	RESULT	WIND	POINTS	TOTAL
1	1	A	1601	Adriana RODRÍGUEZ	CUB	12 Jul 99	6.31	-0.4	946	4580
2	2	A	1684	Niamh EMERSON	GBR	22 Apr 99	6.31	w +2.6	946	4636
3	3	A	1539	Sarah LAGGER	AUT	3 Sep 99	6.15	+0.3	896	4505
4	4	A	1530	Celeste MUCCI	AUS	11 Aug 99	6.13	+1.1	890	4413
5	5	A	1897	Annik KÄLIN	SUI	27 Apr 00	6.11	+0.8	883	4276
6	6	A	1692	Jade O'DOWDA	GBR	9 Sep 99	6.10	-0.5	880	4287
7	7	A	1858	Adrianna SULEK	POL	3 Apr 99	6.06	SB +0.6	868	4354
8	1	B	1913	Ida THUNBERG	SWE	16 Jul 99	5.92	PB +0.2	825	4097
9	8	A	1629	Claudia CONTE	ESP	14 Nov 99	5.81	-0.2	792	4102
10	9	A	1608	Jana NOVOTNÁ	CZE	26 Jan 99	5.76	-1.3	777	4073
11	10	A	1949	Anna HALL	USA	23 Mar 01	5.74	+0.3	771	4242
12	2	B	1531	Camryn NEWTON-SMITH	AUS	27 Apr 00	5.66	+0.2	747	3942
13	3	B	1835	Ida EIKENG	NOR	25 Jun 99	5.64	-0.9	741	4253
14	4	B	1667	Sanni PAJASMAA	FIN	6 Feb 99	5.64	-1.0	741	4008
15	11	A	1714	Johanna SIEBLER	GER	28 Jun 00	5.61	+0.1	732	3850
16	5	B	1613	Anna Øbakke LANGE	DEN	22 Sep 99	5.59	PB +0.4	726	3707
17	6	B	1898	Mathilde REY	SUI	29 Mar 00	5.52	SB +0.2	706	3952
18	12	A	1958	Sterling LESTER	USA	13 Nov 00	5.50	-0.4	700	4128
19	7	B	1540	Andrea OBETZHOFFER	AUT	15 Feb 99	5.49	+0.3	697	4112
19	7	B	1816	Urte BACIANSKAITE	LTU	17 Sep 00	5.49	SB +1.0	697	3820
21	9	B	1832	Marijke ESSELINK	NED	22 Jun 99	5.48	PB -0.6	694	4044
22	13	A	1641	Margit KALK	EST	16 Jun 99	5.47	-0.2	691	3743
23	10	B	1676	Agathe GUILLEMOT	FRA	11 Jul 99	5.41	+0.2	674	3808
24	11	B	1934	Darya DIKHANOVA	UKR	23 Mar 00	5.37	-0.7	663	4001
		B	1914	Erika WÄRFF	SWE	16 Jul 00	DNS			0



RESULTS



Long Jump Women - Heptathlon

RECORDS	RESULT	NAME	COUNTRY	AGE	VENUE	DATE
World Hep. U20 Best	WH20B	6.69	Sibylle THIELE	GDR	19	Götzis (Mösle-Stadium) 20 May 1984
Champ. Heptathlon Best	CHB	6.35	Tatyana CHERNOVA	RUS	18	Beijing (Chaoyang Sport Center) 19 Aug 2006
Area U20 Record	AU20R		National U20 Record	NU20R		Personal Best PB
						Season Best SB

Group A

13 July 2018 09:58 START TIME 20° C 78%
TEMPERATURE HUMIDITY
10:44 END TIME 21° C 73%

PLACE	BIB	NAME	COUNTRY	DATE of BIRTH	ORDER	RESULT	1	2	3	POINTS	TOTAL
1	1601	Adriana RODRÍGUEZ	CUB	12 Jul 99	8	6.31 -0.4	6.31 -0.4	6.22 +0.4	6.11 +0.5	946	4580
2	1684	Niamh EMERSON	GBR	22 Apr 99	13	6.31 +2.6	X +0.1	5.96 +0.4	6.31 w +2.6	946	4636
3	1539	Sarah LAGGER	AUT	3 Sep 99	9	6.15 +0.3	5.90 -0.1	5.99 +0.3	6.15 +0.3	896	4505
4	1530	Celeste MUCCI	AUS	11 Aug 99	12	6.13 +1.1	5.86 +0.1	6.13 +1.1	5.86 -0.1	890	4413
5	1897	Annik KÄLIN	SUI	27 Apr 00	6	6.11 +0.8	5.64 -0.2	6.11 +0.8	4.42 +0.1	883	4276
6	1692	Jade O'DOWDA	GBR	9 Sep 99	5	6.10 -0.5	5.94 0.0	6.10 +0.1	6.10 -0.5	880	4287
7	1858	Adrianna SULEK	POL	3 Apr 99	11	6.06 +0.6	SB 0.0	5.77 +0.7	6.06 +0.6	868	4354
8	1629	Claudia CONTE	ESP	14 Nov 99	10	5.81 -0.2	5.81 -0.2	5.76 +0.5	5.71 -1.0	792	4102
9	1608	Jana NOVOTNÁ	CZE	26 Jan 99	4	5.76 -1.3	5.50 -0.6	5.60 +0.2	5.76 -1.3	777	4073
10	1949	Anna HALL	USA	23 Mar 01	1	5.74 +0.3	5.72 +0.1	5.65 +0.1	5.74 +0.3	771	4242
11	1714	Johanna SIEBLER	GER	28 Jun 00	2	5.61 +0.1	5.49 -0.7	5.61 +0.1	X -0.7	732	3850
12	1958	Sterling LESTER	USA	13 Nov 00	3	5.50 -0.4	5.50 -0.4	X +0.6	5.47 -0.7	700	4128
13	1641	Margit KALK	EST	16 Jun 99	7	5.47 -0.2	5.40 -0.6	X +0.5	5.47 -0.2	691	3743

Group B

13 July 2018 10:00 START TIME 20° C 78%
TEMPERATURE HUMIDITY
10:43 END TIME 21° C 73%

PLACE	BIB	NAME	COUNTRY	DATE of BIRTH	ORDER	RESULT	1	2	3	POINTS	TOTAL
1	1913	Ida THUNBERG	SWE	16 Jul 99	2	5.92 +0.2	PB 5.86 -0.6	X +0.1	5.92 +0.2	825	4097
2	1531	Camryn NEWTON-SMITH	AUS	27 Apr 00	1	5.66 +0.2	5.42 +0.3	5.55 +0.6	5.66 +0.2	747	3942
3	1835	Ida EIKENG	NOR	25 Jun 99	6	5.64 -0.9	X +0.1	5.41 +0.2	5.64 -0.9	741	4253
4	1667	Sanni PAJASMAA	FIN	6 Feb 99	5	5.64 -1.0	5.40 -0.1	X 0.0	5.64 -1.0	741	4008
5	1613	Anna Øbakke LANGE	DEN	22 Sep 99	9	5.59 +0.4	PB 5.30 +0.1	5.55 +0.8	5.59 +0.4	726	3707
6	1898	Mathilde REY	SUI	29 Mar 00	4	5.52 +0.2	SB 5.43 -0.1	5.52 +0.2	5.36 -0.8	706	3952
7	1540	Andrea OBETZHOFFER	AUT	15 Feb 99	12	5.49 +0.3	X +0.2	5.49 +0.3	X +0.7	697	4112
7	1816	Urte BACIANSKAITE	LTU	17 Sep 00	10	5.49 +1.0	SB X +0.2	5.49 +1.0	X +0.6	697	3820
9	1832	Marijke ESSELINK	NED	22 Jun 99	7	5.48 -0.6	PB 5.41 -0.2	X +0.6	5.48 -0.6	694	4044
10	1676	Agathe GUILLEMOT	FRA	11 Jul 99	11	5.41 +0.2	5.41 +0.2	X +0.4	5.32 +0.6	674	3808
11	1934	Darya DIKHANOVA	UKR	23 Mar 00	8	5.37 -0.7	X 0.0	X	5.37 -0.7	663	4001
	1914	Erika WÄRFF	SWE	16 Jul 00	3	DNS					0

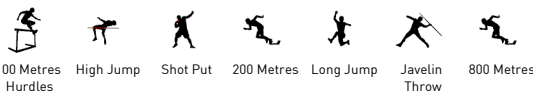


HEPTATHLON SUMMARY AFTER 2 EVENTS

BIB 1684 UPDATED RESULT

RECORDS	RESULT	NAME	COUNTRY	AGE	VENUE	DATE
World U20 Record	WU20R	6542 Carolina KLÜFT	SWE	19	München	10 Aug 2002
Championships Record	CR	6470 Carolina KLÜFT	SWE	19	Kingston (NS), JAM	20 Jul 2002
World U20 Leading	WU20L	6177 Alina SHUKH	UKR	19	Götzis (AUT)	27 May 2018

12-13 July 2018



PLACE	BIB	NAME	COUNTRY	POINTS	POINTS BEHIND LEADER	100 Metres Hurdles	High Jump	Shot Put	200 Metres	Long Jump	Javelin Throw	800 Metres
1	1684	Niamh EMERSON	GBR	2106		13.76 (+0.5) 1013 (5)	1.89 1093 (1) 2106 (1)					
2	1530	Celeste MUCCI	AUS	2022	-84	13.29 (+0.3) 1081 (1)	1.77 941 (3) 2022 (2)					
3	1949	Anna HALL	USA	1976	-130	14.13 (+0.5) 960 (13)	1.83 1016 (2) 1976 (3)					
4	1601	Adriana RODRÍGUEZ	CUB	1946	-160	13.55 (+0.3) 1043 (3)	1.74 903 (8) 1946 (4)					
5	1897	Annik KÄLIN	SUI	1934	-172	13.90 (+0.3) 993 (7)	1.77 941 (6) 1934 (5)					
6	1835	Ida EIKENG	NOR	1910	-196	13.55 (+0.3) 1043 (2)	1.71 867 (10) 1910 (6)					
7	1934	Darya DIKHANOVA	UKR	1893	-213	13.92 (-0.2) 990 (8)	1.74 903 (9) 1893 (7)					
8	1539	Sarah LAGGER	AUT	1890	-216	14.21 (+0.5) 949 (14)	1.77 941 (4) 1890 (8)					
9	1958	Sterling LESTER	USA	1858	-248	13.65 (+0.3) 1028 (4)	1.68 830 (14) 1858 (9)					
10	1629	Claudia CONTE	ESP	1854	-252	14.47 (-0.5) 913 (18)	1.77 941 (4) 1854 (10)					
11	1608	Jana NOVOTNÁ	CZE	1845	-261	14.00 (-0.2) 978 (11)	1.71 867 (13) 1845 (11)					
12	1692	Jade O'DOWDA	GBR	1840	-266	14.04 (+0.5) 973 (12)	1.71 867 (11) 1840 (12)					
13	1832	Marijke ESSELINK	NED	1818	-288	13.93 (+0.5) 988 (10)	1.68 830 (15) 1818 (13)					
14	1898	Mathilde REY	SUI	1770	-336	14.54 (-0.5) 903 (20)	1.71 867 (11) 1770 (14)					
15	1540	Andrea OBETZHOFFER	AUT	1769	-337	14.28 (-0.2) 939 (16)	1.68 830 (16) 1769 (15)					
16	1858	Adrianna SULEK	POL	1766	-340	13.80 (+0.3) 1007 (6)	1.62 759 (22) 1766 (16)					
17	1914	Erika WÄRFF	SWE	1759	-347	15.18 (-0.5) 818 (25)	1.77 941 (6) 1759 (17)					

HEPTATHLON SUMMARY AFTER 2 EVENTS

BIB 1684 UPDATED RESULT

12-13 July 2018



PLACE	BIB	NAME	COUNTRY	POINTS	POINTS BEHIND LEADER	100 Metres Hurdles	High Jump	Shot Put	200 Metres	Long Jump	Javelin Throw	800 Metres
18	1913	Ida THUNBERG	SWE	1747	-359	13.93 (+0.3) 988 (9)	1.62 759 (22)					1747 (18)
19	1531	Camryn NEWTON-SMITH	AUS	1744	-362	14.21 (+0.5) 949 (15)	1.65 795 (17)					1744 (19)
20	1667	Sanni PAJASMAA	FIN	1705	-401	14.49 (-0.2) 910 (19)	1.65 795 (19)					1705 (20)
21	1676	Agathe GUILLEMOT	FRA	1687	-419	14.62 (-0.5) 892 (21)	1.65 795 (18)					1687 (21)
22	1641	Margit KALK	EST	1646	-460	14.93 (-0.5) 851 (23)	1.65 795 (20)					1646 (22)
23	1714	Johanna SIEBLER	GER	1593	-513	14.29 (-0.2) 938 (17)	1.53 655 (25)					1593 (23)
24	1816	Urte BACIANSKAITE	LTU	1580	-526	15.16 (-0.5) 821 (24)	1.62 759 (21)					1580 (24)
25	1613	Anna Øbakke LANGE	DEN	1433	-673	15.76 (-0.5) 744 (26)	1.56 689 (24)					1433 (25)
	1940	Alina SHUKH	UKR	DNF		14.68 (-0.2) 884 (22)	DNS					



SUMMARY



Shot Put Women - Heptathlon

RECORDS	RESULT	NAME	COUNTRY	AGE	VENUE	DATE	
World Hep. U20 Best	WH20B	15.38 Sara GAMBETTA	GER	19	Mannheim	12 May 2012	
Champ. Heptathlon Best	CHB	14.38 Sarah LAGGER	AUT	19	Tampere	12 Jul 2018	
Area U20 Record	AU20R	National U20 Record	NU20R	Personal Best	PB	Season Best	SB

12 July 2018

RANK	PLACE	GROUP	BIB	NAME	COUNTRY	DATE of BIRTH	RESULT		POINTS	TOTAL
1	1	A	1539	Sarah LAGGER	AUT	3 Sep 99	14.38	CHB	819	2709
2	2	A	1816	Urte BACIANSKAITE	LTU	17 Sep 00	13.87		785	2365
3	3	A	1540	Andrea OBETZHOFFER	AUT	15 Feb 99	13.54		763	2532
4	4	A	1714	Johanna SIEBLER	GER	28 Jun 00	13.34		750	2343
5	1	B	1858	Adrianna SULEK	POL	3 Apr 99	13.21	PB	741	2507
6	5	A	1613	Anna Øbakke LANGE	DEN	22 Sep 99	13.10	PB	734	2167
7	6	A	1914	Erika WÄRFF	SWE	16 Jul 00	12.86	PB	718	2477
8	7	A	1667	Sanni PAJASMAA	FIN	6 Feb 99	12.67		706	2411
9	8	A	1601	Adriana RODRÍGUEZ	CUB	12 Jul 99	12.56		698	2644
10	2	B	1692	Jade O'DOWDA	GBR	9 Sep 99	12.33	PB	683	2523
11	3	B	1684	Niamh EMERSON	GBR	22 Apr 99	12.27		679	2785
12	9	A	1832	Marijke ESSELINK	NED	22 Jun 99	12.27		679	2497
13	10	A	1913	Ida THUNBERG	SWE	16 Jul 99	12.20		674	2421
14	11	A	1898	Mathilde REY	SUI	29 Mar 00	12.04		664	2434
15	12	A	1835	Ida EIKENG	NOR	25 Jun 99	11.66		639	2549
16	4	B	1629	Claudia CONTE	ESP	14 Nov 99	11.55	PB	631	2485
17	5	B	1897	Annik KÄLIN	SUI	27 Apr 00	11.40		621	2555
18	6	B	1531	Camryn NEWTON-SMITH	AUS	27 Apr 00	11.34		618	2362
19	7	B	1641	Margit KALK	EST	16 Jun 99	11.16		606	2252
20	8	B	1530	Celeste MUCCI	AUS	11 Aug 99	11.12		603	2625
21	9	B	1676	Agathe GUILLEMOT	FRA	11 Jul 99	10.84		585	2272
22	10	B	1958	Sterling LESTER	USA	13 Nov 00	10.72	PB	577	2435
23	11	B	1949	Anna HALL	USA	23 Mar 01	10.64		571	2547
24	12	B	1608	Jana NOVOTNÁ	CZE	26 Jan 99	10.60		569	2414
25	13	B	1934	Darya DIKHANOVA	UKR	23 Mar 00	10.25		546	2439
		A	1940	Alina SHUKH	UKR	12 Feb 99	DNS			0



RESULTS



Shot Put Women - Heptathlon

RECORDS	RESULT	NAME	COUNTRY	AGE	VENUE	DATE	
World Hep. U20 Best	WH20B	15.38 Sara GAMBETTA	GER	19	Mannheim	12 May 2012	
Champ. Heptathlon Best	CHB	14.38 Sarah LAGGER	AUT	19	Tampere	12 Jul 2018	
Area U20 Record	AU20R	National U20 Record	NU20R	Personal Best	PB	Season Best	SB

Group A		12 July 2018	17:55	START TIME	21° C	56 %				POINTS	TOTAL
					TEMPERATURE	HUMIDITY					
			18:31	END TIME	21° C	56 %					
PLACE	BIB	NAME	COUNTRY	DATE of BIRTH	ORDER	RESULT	1	2	3	POINTS	TOTAL
1	1539	Sarah LAGGER	AUT	3 Sep 99	5	14.38 CHB	14.38	12.56	13.43	819	2709
2	1816	Urte BACIANSKAITE	LTU	17 Sep 00	2	13.87	12.69	13.87	13.05	785	2365
3	1540	Andrea OBETZHOFFER	AUT	15 Feb 99	8	13.54	12.65	13.54	13.18	763	2532
4	1714	Johanna SIEBLER	GER	28 Jun 00	7	13.34	13.19	13.34	13.20	750	2343
5	1613	Anna Øbakke LANGE	DEN	22 Sep 99	3	13.10 PB	11.54	11.69	13.10	734	2167
6	1914	Erika WÄRFF	SWE	16 Jul 00	6	12.86 PB	12.42	12.62	12.86	718	2477
7	1667	Sanni PAJASMAA	FIN	6 Feb 99	10	12.67	12.67	12.35	12.43	706	2411
8	1601	Adriana RODRÍGUEZ	CUB	12 Jul 99	11	12.56	12.56	12.03	12.05	698	2644
9	1832	Marijke ESSELINK	NED	22 Jun 99	13	12.27	11.19	12.08	12.27	679	2497
10	1913	Ida THUNBERG	SWE	16 Jul 99	4	12.20	12.20	12.10	11.54	674	2421
11	1898	Mathilde REY	SUI	29 Mar 00	12	12.04	12.04	11.88	11.65	664	2434
12	1835	Ida EIKENG	NOR	25 Jun 99	1	11.66	11.66	11.01	11.13	639	2549
	1940	Alina SHUKH	UKR	12 Feb 99	9	DNS					0

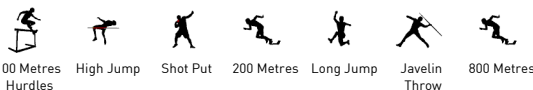
Group B		12 July 2018	17:55	START TIME	21° C	56 %				POINTS	TOTAL
					TEMPERATURE	HUMIDITY					
			18:34	END TIME	21° C	56 %					
PLACE	BIB	NAME	COUNTRY	DATE of BIRTH	ORDER	RESULT	1	2	3	POINTS	TOTAL
1	1858	Adrianna SULEK	POL	3 Apr 99	8	13.21 PB	12.24	12.82	13.21	741	2507
2	1692	Jade O'DOWDA	GBR	9 Sep 99	3	12.33 PB	11.03	11.60	12.33	683	2523
3	1684	Niamh EMERSON	GBR	22 Apr 99	6	12.27	11.95	12.25	12.27	679	2785
4	1629	Claudia CONTE	ESP	14 Nov 99	7	11.55 PB	11.55	10.47	11.26	631	2485
5	1897	Annik KÄLIN	SUI	27 Apr 00	13	11.40	10.60	11.40	11.14	621	2555
6	1531	Camryn NEWTON-SMITH	AUS	27 Apr 00	9	11.34	11.34	10.83	10.95	618	2362
7	1641	Margit KALK	EST	16 Jun 99	10	11.16	9.81	11.16	10.71	606	2252
8	1530	Celeste MUCCI	AUS	11 Aug 99	5	11.12	10.60	11.12	10.79	603	2625
9	1676	Agathe GUILLEMOT	FRA	11 Jul 99	2	10.84	X	10.84	10.69	585	2272
10	1958	Sterling LESTER	USA	13 Nov 00	4	10.72 PB	10.72	9.97	9.88	577	2435
11	1949	Anna HALL	USA	23 Mar 01	1	10.64	10.64	9.98	9.89	571	2547
12	1608	Jana NOVOTNÁ	CZE	26 Jan 99	12	10.60	9.88	X	10.60	569	2414
13	1934	Darya DIKHANOVA	UKR	23 Mar 00	11	10.25	10.25	X	9.06	546	2439



HEPTATHLON SUMMARY AFTER 3 EVENTS

RECORDS	RESULT	NAME	COUNTRY	AGE	VENUE	DATE	
World U20 Record	WU20R	6542	Carolina KLÜFT	SWE	19	München	10 Aug 2002
Championships Record	CR	6470	Carolina KLÜFT	SWE	19	Kingston (NS), JAM	20 Jul 2002
World U20 Leading	WU20L	6177	Alina SHUKH	UKR	19	Götzis (AUT)	27 May 2018


12-13 July 2018



PLACE	BIB	NAME	COUNTRY	POINTS	POINTS BEHIND LEADER	100 Metres Hurdles	High Jump	Shot Put	200 Metres	Long Jump	Javelin Throw	800 Metres
1	1684	Niamh EMERSON	GBR	2785		13.76 (+0.5) 1013 (5)	1.89	12.27	679 (11) 2106 (1)	2785 (1)		
2	1539	Sarah LAGGER	AUT	2709	-76	14.21 (+0.5) 949 (14)	1.77	14.38	819 (1) 1890 (8)	2709 (2)		
3	1601	Adriana RODRÍGUEZ	CUB	2644	-141	13.55 (+0.3) 1043 (3)	1.74	12.56	698 (9) 1946 (4)	2644 (3)		
4	1530	Celeste MUCCI	AUS	2625	-160	13.29 (+0.3) 1081 (1)	1.77	11.12	603 (20) 2022 (2)	2625 (4)		
5	1897	Annik KÄLIN	SUI	2555	-230	13.90 (+0.3) 993 (7)	1.77	11.40	621 (17) 1934 (5)	2555 (5)		
6	1835	Ida EIKENG	NOR	2549	-236	13.55 (+0.3) 1043 (2)	1.71	11.66	639 (15) 1910 (6)	2549 (6)		
7	1949	Anna HALL	USA	2547	-238	14.13 (+0.5) 960 (13)	1.83	10.64	571 (23) 1976 (3)	2547 (7)		
8	1540	Andrea OBETZHOFFER	AUT	2532	-253	14.28 (-0.2) 939 (16)	1.68	13.54	763 (3) 1769 (15)	2532 (8)		
9	1692	Jade O'DOWDA	GBR	2523	-262	14.04 (+0.5) 973 (12)	1.71	12.33	683 (10) 1840 (12)	2523 (9)		
10	1858	Adrianna SULEK	POL	2507	-278	13.80 (+0.3) 1007 (6)	1.62	13.21	741 (5) 1766 (16)	2507 (10)		
11	1832	Marijke ESSELINK	NED	2497	-288	13.93 (+0.5) 988 (10)	1.68	12.27	679 (12) 1818 (13)	2497 (11)		
12	1629	Claudia CONTE	ESP	2485	-300	14.47 (-0.5) 913 (18)	1.77	11.55	631 (16) 1854 (10)	2485 (12)		
13	1914	Erika WÄRFF	SWE	2477	-308	15.18 (-0.5) 818 (25)	1.77	12.86	718 (7) 1759 (17)	2477 (13)		
14	1934	Darya DIKHAANOVA	UKR	2439	-346	13.92 (-0.2) 990 (8)	1.74	10.25	546 (25) 1893 (7)	2439 (14)		
15	1958	Sterling LESTER	USA	2435	-350	13.65 (+0.3) 1028 (4)	1.68	10.72	577 (22) 1858 (9)	2435 (15)		
16	1898	Mathilde REY	SUI	2434	-351	14.54 (-0.5) 903 (20)	1.71	12.04	664 (14) 1770 (14)	2434 (16)		
17	1913	Ida THUNBERG	SWE	2421	-364	13.93 (+0.3) 988 (9)	1.62	12.20	674 (13) 1747 (18)	2421 (17)		

HEPTATHLON SUMMARY AFTER 3 EVENTS

12-13 July 2018



PLACE	BIB	NAME	COUNTRY	POINTS	POINTS BEHIND LEADER	100 Metres Hurdles	High Jump	Shot Put	200 Metres	Long Jump	Javelin Throw	800 Metres
18	1608	Jana NOVOTNÁ	CZE	2414	-371	14.00 (-0.2) 978 (11)	1.71 867 (13)	10.60 569 (24)	1845 (11)	2414 (18)		
19	1667	Sanni PAJASMAA	FIN	2411	-374	14.49 (-0.2) 910 (19)	1.65 795 (19)	12.67 706 (8)	1705 (20)	2411 (19)		
20	1816	Urte BACIANSKAITE	LTU	2365	-420	15.16 (-0.5) 821 (24)	1.62 759 (21)	13.87 785 (2)	1580 (24)	2365 (20)		
21	1531	Camryn NEWTON-SMITH	AUS	2362	-423	14.21 (+0.5) 949 (15)	1.65 795 (17)	11.34 618 (18)	1744 (19)	2362 (21)		
22	1714	Johanna SIEBLER	GER	2343	-442	14.29 (-0.2) 938 (17)	1.53 655 (25)	13.34 750 (4)	1593 (23)	2343 (22)		
23	1676	Agathe GUILLEMOT	FRA	2272	-513	14.62 (-0.5) 892 (21)	1.65 795 (18)	10.84 585 (21)	1687 (21)	2272 (23)		
24	1641	Margit KALK	EST	2252	-533	14.93 (-0.5) 851 (23)	1.65 795 (20)	11.16 606 (19)	1646 (22)	2252 (24)		
25	1613	Anna Øbakke LANGE	DEN	2167	-618	15.76 (-0.5) 744 (26)	1.56 689 (24)	13.10 734 (6)	1433 (25)	2167 (25)		
	1940	Alina SHUKH	UKR	DNF		14.68 (-0.2) 884 (22)	DNS					



SUMMARY



200 Metres Women - Heptathlon

RECORDS	RESULT	NAME	COUNTRY	AGE	VENUE	DATE	
World Hep. U20 Best	WH20B	22.90 Dafne SCHIPPERS	NED	19	Götzis (Mösle-Stadium)	28 May 2011	
Champ. Heptathlon Best	CHB	23.78 Svetla PISHTIKOVA	BUL	18	Sudbury (Laurentian University Stadium)	29 Jul 1988	
Area U20 Record	AU20R	National U20 Record	NU20R	Personal Best	PB	Season Best	SB

12 July 2018

RANK	PLACE	HEAT	LANE	BIB	NAME	COUNTRY	DATE of BIRTH	RESULT	WIND	POINTS	TOTAL
1	1	4	8	1958	Sterling LESTER	USA	13 Nov 00	23.87	PB 0.0	993	3428
2	2	4	5	1601	Adriana RODRÍGUEZ	CUB	12 Jul 99	23.90	0.0	990	3634
3	3	4	3	1858	Adrianna SULEK	POL	3 Apr 99	24.02	0.0	979	3486
4	4	4	6	1835	Ida EIKENG	NOR	25 Jun 99	24.18	0.0	963	3512
5	5	4	2	1949	Anna HALL	USA	23 Mar 01	24.60	0.0	924	3471
6	6	4	7	1684	Niamh EMERSON	GBR	22 Apr 99	24.80	0.0	905	3690
7	1	3	3	1539	Sarah LAGGER	AUT	3 Sep 99	24.86	-0.1	900	3609
8	2	3	6	1934	Darya DIKHANOVA	UKR	23 Mar 00	24.87	PB -0.1	899	3338
9	7	4	4	1530	Celeste MUCCI	AUS	11 Aug 99	24.88	0.0	898	3523
10	1	2	4	1692	Jade O'DOWDA	GBR	9 Sep 99	25.03	PB +0.1	884	3407
11	3	3	7	1540	Andrea OBETZHOFFER	AUT	15 Feb 99	25.04	-0.1	883	3415
12	2	2	3	1608	Jana NOVOTNÁ	CZE	26 Jan 99	25.05	SB +0.1	882	3296
13	4	3	4	1676	Agathe GUILLEMOT	FRA	11 Jul 99	25.27	-0.1	862	3134
14	3	2	5	1667	Sanni PAJASMAA	FIN	6 Feb 99	25.34	PB +0.1	856	3267
15	4	2	2	1832	Marijke ESSELINK	NED	22 Jun 99	25.37	SB +0.1	853	3350
16	1	1	4	1913	Ida THUNBERG	SWE	16 Jul 99	25.39	PB +0.5	851	3272
17	5	3	8	1897	Annik KÄLIN	SUI	27 Apr 00	25.54	-0.1	838	3393
18	6	3	2	1531	Camryn NEWTON-SMITH	AUS	27 Apr 00	25.59	-0.1	833	3195
19	2	1	2	1629	Claudia CONTE	ESP	14 Nov 99	25.68	PB +0.5	825	3310
20	3	1	7	1613	Anna Øbakke LANGE	DEN	22 Sep 99	25.81	SB +0.5	814	2981
21	7	3	5	1898	Mathilde REY	SUI	29 Mar 00	25.83	-0.1	812	3246
22	5	2	7	1641	Margit KALK	EST	16 Jun 99	25.97	+0.1	800	3052
23	4	1	6	1714	Johanna SIEBLER	GER	28 Jun 00	26.26	+0.5	775	3118
24	5	1	3	1816	Urte BACIANSKAITE	LTU	17 Sep 00	26.45	+0.5	758	3123
25	6	2	6	1914	Erika WÄRFF	SWE	16 Jul 00	26.50	+0.1	754	3231
		1	5	1940	Alina SHUKH	UKR	12 Feb 99	DNS	+0.5		0



RESULTS



200 Metres Women - Heptathlon

RECORDS	RESULT	NAME	COUNTRY	AGE	VENUE	DATE
World Hep. U20 Best	WH20B	22.90	Dafne SCHIPPERS	NED	19	Götzis (Mösle-Stadium) 28 May 2011
Champ. Heptathlon Best	CHB	23.78	Svetla PISHTIKOVA	BUL	18	Sudbury (Laurentian University Stadium) 29 Jul 1988

Area U20 Record	AU20R	National U20 Record	NU20R	Personal Best	PB	Season Best	SB
-----------------	--------------	---------------------	--------------	---------------	-----------	-------------	-----------

Heat 1 4 12 July 2018 19:14 START TIME 21° C TEMPERATURE 56 % HUMIDITY +0.5 m/s WIND

PLACE	BIB	NAME	COUNTRY	DATE OF BIRTH	LANE	RESULT	REACTION	Fn	POINTS	TOTAL
1	1913	Ida THUNBERG	SWE	16 Jul 99	4	25.39	PB	0.132	851	3272
2	1629	Claudia CONTE	ESP	14 Nov 99	2	25.68	PB	0.151	825	3310
3	1613	Anna Øbakke LANGE	DEN	22 Sep 99	7	25.81	SB	0.174	814	2981
4	1714	Johanna SIEBLER	GER	28 Jun 00	6	26.26		0.245	775	3118
5	1816	Urte BACIANSKAITE	LTU	17 Sep 00	3	26.45		0.213	758	3123
	1940	Alina SHUKH	UKR	12 Feb 99	5	DNS				0

Heat 2 4 12 July 2018 19:20 START TIME 21° C TEMPERATURE 56 % HUMIDITY +0.1 m/s WIND

PLACE	BIB	NAME	COUNTRY	DATE OF BIRTH	LANE	RESULT	REACTION	Fn	POINTS	TOTAL
1	1692	Jade O'DOWDA	GBR	9 Sep 99	4	25.03	PB	0.197	884	3407
2	1608	Jana NOVOTNÁ	CZE	26 Jan 99	3	25.05	SB	0.227	882	3296
3	1667	Sanni PAJASMAA	FIN	6 Feb 99	5	25.34	PB	0.200	856	3267
4	1832	Marijke ESSELINK	NED	22 Jun 99	2	25.37	SB	0.171	853	3350
5	1641	Margit KALK	EST	16 Jun 99	7	25.97		0.188	800	3052
6	1914	Erika WÄRFF	SWE	16 Jul 00	6	26.50		0.216	754	3231

Heat 3 4 12 July 2018 19:25 START TIME 21° C TEMPERATURE 56 % HUMIDITY -0.1 m/s WIND

PLACE	BIB	NAME	COUNTRY	DATE OF BIRTH	LANE	RESULT	REACTION	Fn	POINTS	TOTAL
1	1539	Sarah LAGGER	AUT	3 Sep 99	3	24.86		0.236	900	3609
2	1934	Darya DIKHANOVA	UKR	23 Mar 00	6	24.87	PB	0.201	899	3338
3	1540	Andrea OBETZHOFFER	AUT	15 Feb 99	7	25.04		0.162	883	3415
4	1676	Agathe GUILLEMOT	FRA	11 Jul 99	4	25.27		0.224	862	3134
5	1897	Annik KÄLIN	SUI	27 Apr 00	8	25.54		0.166	838	3393
6	1531	Camryn NEWTON-SMITH	AUS	27 Apr 00	2	25.59		0.199	833	3195
7	1898	Mathilde REY	SUI	29 Mar 00	5	25.83		0.181	812	3246

Heat 4 4 12 July 2018 19:32 START TIME 21° C TEMPERATURE 56 % HUMIDITY 0.0 m/s WIND

PLACE	BIB	NAME	COUNTRY	DATE OF BIRTH	LANE	RESULT	REACTION	Fn	POINTS	TOTAL
1	1958	Sterling LESTER	USA	13 Nov 00	8	23.87	PB	0.189	993	3428
2	1601	Adriana RODRÍGUEZ	CUB	12 Jul 99	5	23.90		0.164	990	3634
3	1858	Adrianna SULEK	POL	3 Apr 99	3	24.02		0.176	979	3486
4	1835	Ida EIKENG	NOR	25 Jun 99	6	24.18		0.157	963	3512
5	1949	Anna HALL	USA	23 Mar 01	2	24.60		0.166	924	3471
6	1684	Niamh EMERSON	GBR	22 Apr 99	7	24.80		0.198	905	3690
7	1530	Celeste MUCCI	AUS	11 Aug 99	4	24.88		0.164	898	3523



SUMMARY

High Jump Women - Heptathlon



BIB 1684 UPDATED RESULT

RECORDS	RESULT	NAME	COUNTRY	AGE	VENUE	DATE
World Hep. U20 Best WH20B	1.94	Morgan LAKE	GBR	17	Eugene (Hayward Field), OR	22 Jul 2014
Champ. Heptathlon Best CHB	1.94	Morgan LAKE	GBR	17	Eugene (Hayward Field), OR	22 Jul 2014
Area U20 Record AU20R		National U20 Record NU20R		Personal Best PB		Season Best SB

12 July 2018

RANK	PLACE	GROUP	BIB	NAME	COUNTRY	DATE of BIRTH	RESULT		POINTS	TOTAL
1	1	A	1684	Niamh EMERSON	GBR	22 Apr 99	1.89	PB	1093	2106
2	2	A	1949	Anna HALL	USA	23 Mar 01	1.83	PB	1016	1976
3	3	A	1530	Celeste MUCCI	AUS	11 Aug 99	1.77	PB	941	2022
4	4	A	1629	Claudia CONTE	ESP	14 Nov 99	1.77	PB	941	1854
4	4	A	1539	Sarah LAGGER	AUT	3 Sep 99	1.77	SB	941	1890
6	6	A	1897	Annik KÄLIN	SUI	27 Apr 00	1.77	PB	941	1934
6	6	A	1914	Erika WÄRFF	SWE	16 Jul 00	1.77	SB	941	1759
8	8	A	1601	Adriana RODRÍGUEZ	CUB	12 Jul 99	1.74		903	1946
9	9	A	1934	Darya DIKHANOVA	UKR	23 Mar 00	1.74	PB	903	1893
10	1	B	1835	Ida EIKENG	NOR	25 Jun 99	1.71	SB	867	1910
11	2	B	1898	Mathilde REY	SUI	29 Mar 00	1.71	PB	867	1770
11	10	A	1692	Jade O'DOWDA	GBR	9 Sep 99	1.71		867	1840
13	11	A	1608	Jana NOVOTNÁ	CZE	26 Jan 99	1.71		867	1845
14	3	B	1958	Sterling LESTER	USA	13 Nov 00	1.68		830	1858
15	4	B	1832	Marijke ESSELINK	NED	22 Jun 99	1.68		830	1818
16	5	B	1540	Andrea OBETZHOFFER	AUT	15 Feb 99	1.68		830	1769
17	6	B	1531	Camryn NEWTON-SMITH	AUS	27 Apr 00	1.65		795	1744
18	7	B	1676	Agathe GUILLEMOT	FRA	11 Jul 99	1.65		795	1687
19	8	B	1667	Sanni PAJASMAA	FIN	6 Feb 99	1.65	PB	795	1705
20	9	B	1641	Margit KALK	EST	16 Jun 99	1.65		795	1644
21	10	B	1816	Urte BACIANSKAITE	LTU	17 Sep 00	1.62		759	1580
22	11	B	1913	Ida THUNBERG	SWE	16 Jul 99	1.62	PB	759	1747
22	12	A	1858	Adrianna SULEK	POL	3 Apr 99	1.62		759	1766
24	12	B	1613	Anna Øbakke LANGE	DEN	22 Sep 99	1.56		689	1433
25	13	B	1714	Johanna SIEBLER	GER	28 Jun 00	1.53		655	1593
		A	1940	Alina SHUKH	UKR	12 Feb 99	DNS			0

RESULTS

High Jump Women - Heptathlon



BIB 1684 UPDATED RESULT

RECORDS	RESULT NAME	COUNTRY	AGE	VENUE	DATE
World Hep. U20 Best WH20B	1.94 Morgan LAKE	GBR	17	Eugene (Hayward Field), OR	22 Jul 2014
Champ. Heptathlon Best CHB	1.94 Morgan LAKE	GBR	17	Eugene (Hayward Field), OR	22 Jul 2014
Area U20 Record AU20R	National U20 Record NU20R			Personal Best PB	Season Best SB

Group A

12 July 2018 10:28 START TIME 21° C TEMPERATURE 56 % HUMIDITY
12:06 END TIME 21° C 56 %

PLACE	BIB	NAME	COUNTRY	DATE of BIRTH	ORDER	RESULT	1.59	1.62	1.65	1.68	1.71	1.74	1.77	1.80	1.83	1.86	1.89	POINTS	TOTAL
1	1684	Niamh EMERSON	GBR	22 Apr 99	4	1.89 PB	-	-	-	0	0	XO	0	XO	0	XXO		1093	2106
2	1949	Anna HALL	USA	23 Mar 01	10	1.83 PB	-	-	0	0	0	XO	0	0	XO	XXX		1016	1976
3	1530	Celeste MUCCI	AUS	11 Aug 99	8	1.77 PB	-	-	0	0	0	0	0	XXX				941	2022
4	1629	Claudia CONTE	ESP	14 Nov 99	7	1.77 PB	0	0	0	0	XO	XO	0	XXX				941	1854
4	1539	Sarah LAGGER	AUT	3 Sep 99	11	1.77 SB	-	-	0	0	XO	XO	0	XXX				941	1890
6	1897	Annik KÄLIN	SUI	27 Apr 00	2	1.77 PB	-	-	0	0	0	XO	XXO	XXX				941	1934
6	1914	Erika WÄRFF	SWE	16 Jul 00	3	1.77 SB	-	-	-	-	0	XO	XXO	XXX				941	1759
8	1601	Adriana RODRÍGUEZ	CUB	12 Jul 99	5	1.74	-	-	0	0	0	0	XXX					903	1946
9	1934	Darya DIKHANOVA	UKR	23 Mar 00	1	1.74 PB	0	0	XO	0	XXO	XO	XXX					903	1893
10	1692	Jade O'DOWDA	GBR	9 Sep 99	6	1.71	0	0	0	XO	0	XXX						867	1840
11	1608	Jana NOVOTNÁ	CZE	26 Jan 99	9	1.71	0	0	0	XO	XO	XXX						867	1845
12	1858	Adrianna SULEK	POL	3 Apr 99	13	1.62	XO	XO	XXX									759	1766
	1940	Alina SHUKH	UKR	12 Feb 99	12	DNS													0

RESULTS
High Jump Women - Heptathlon

BIB 1684 UPDATED RESULT

Group B

12 July 2018 10:33 START TIME 21° C 56 %
11:59 END TIME TEMPERATURE HUMIDITY
21° C 56 %

PLACE	BIB	NAME	COUNTRY	DATE of BIRTH	ORDER	RESULT	1.47	1.50	1.53	1.56	1.59	1.62	1.65	1.68	1.71	1.74	POINTS	TOTAL
1	1835	Ida EIKENG	NOR	25 Jun 99	9	1.71 SB	-	-	-	0	0	0	0	0	0	XXX	867	1910
2	1898	Mathilde REY	SUI	29 Mar 00	2	1.71 PB	-	-	-	0	0	XO	0	0	0	XXX	867	1770
3	1958	Sterling LESTER	USA	13 Nov 00	7	1.68	-	-	-	-	-	XO	0	0	XXX		830	1858
4	1832	Marijke ESSELINK	NED	22 Jun 99	8	1.68	-	-	-	-	-	0	0	XO	XXX		830	1818
5	1540	Andrea OBETZHOFFER	AUT	15 Feb 99	12	1.68	-	-	-	0	0	0	XO	XO	XXX		830	1769
6	1531	Camryn NEWTON-SMITH	AUS	27 Apr 00	4	1.65	-	-	-	0	-	0	0	XXX			795	1744
7	1676	Agathe GUILLEMOT	FRA	11 Jul 99	5	1.65	-	-	-	-	0	XO	XO	XXX			795	1687
8	1667	Sanni PAJASMAA	FIN	6 Feb 99	6	1.65 PB	-	-	0	0	0	XXO	XO	XXX			795	1705
9	1641	Margit KALK	EST	16 Jun 99	1	1.65	-	-	0	0	XXO	0	XXO	XXX			795	1646
10	1816	Urte BACIANSKAITE	LTU	17 Sep 00	10	1.62	-	-	0	0	0	0	XXX				759	1580
11	1913	Ida THUNBERG	SWE	16 Jul 99	13	1.62 PB	0	0	0	0	XO	XO	XXX				759	1747
12	1613	Anna Øbakke LANGE	DEN	22 Sep 99	11	1.56	0	-	0	0	XXX						689	1433
13	1714	Johanna SIEBLER	GER	28 Jun 00	3	1.53	XO	0	0	XXX							655	1593



HEPTATHLON SUMMARY AFTER 4 EVENTS

RECORDS	RESULT	NAME	COUNTRY	AGE	VENUE	DATE
World U20 Record	WU20R	6542 Carolina KLÜFT	SWE	19	München	10 Aug 2002
Championships Record	CR	6470 Carolina KLÜFT	SWE	19	Kingston (NS), JAM	20 Jul 2002
World U20 Leading	WU20L	6177 Alina SHUKH	UKR	19	Götzis (AUT)	27 May 2018


12-13 July 2018



PLACE	BIB	NAME	COUNTRY	POINTS	POINTS BEHIND LEADER	100 Metres Hurdles	High Jump	Shot Put	200 Metres	Long Jump	Javelin Throw	800 Metres
1	1684	Niamh EMERSON	GBR	3690		13.76 (+0.5) 1013 (5)	1.89	12.27	24.80 (0.0) 905 (6)			
2	1601	Adriana RODRÍGUEZ	CUB	3634	-56	13.55 (+0.3) 1043 (3)	1.74	12.56	23.90 (0.0) 990 (2)			
3	1539	Sarah LAGGER	AUT	3609	-81	14.21 (+0.5) 949 (14)	1.77	14.38	24.86 (-0.1) 900 (7)			
4	1530	Celeste MUCCI	AUS	3523	-167	13.29 (+0.3) 1081 (1)	1.77	11.12	24.88 (0.0) 898 (9)			
5	1835	Ida EIKENG	NOR	3512	-178	13.55 (+0.3) 1043 (2)	1.71	11.66	24.18 (0.0) 963 (4)			
6	1858	Adrianna SULEK	POL	3486	-204	13.80 (+0.3) 1007 (6)	1.62	13.21	24.02 (0.0) 979 (3)			
7	1949	Anna HALL	USA	3471	-219	14.13 (+0.5) 960 (13)	1.83	10.64	24.60 (0.0) 924 (5)			
8	1958	Sterling LESTER	USA	3428	-262	13.65 (+0.3) 1028 (4)	1.68	10.72	23.87 (0.0) 993 (1)			
9	1540	Andrea OBETZHOFFER	AUT	3415	-275	14.28 (-0.2) 939 (16)	1.68	13.54	25.04 (-0.1) 883 (11)			
10	1692	Jade O'DOWDA	GBR	3407	-283	14.04 (+0.5) 973 (12)	1.71	12.33	25.03 (+0.1) 884 (10)			
11	1897	Annik KÄLIN	SUI	3393	-297	13.90 (+0.3) 993 (7)	1.77	11.40	25.54 (-0.1) 838 (17)			
12	1832	Marijke ESSELINK	NED	3350	-340	13.93 (+0.5) 988 (10)	1.68	12.27	25.37 (+0.1) 853 (15)			
13	1934	Darya DIKHANOVA	UKR	3338	-352	13.92 (-0.2) 990 (8)	1.74	10.25	24.87 (-0.1) 899 (8)			
14	1629	Claudia CONTE	ESP	3310	-380	14.47 (-0.5) 913 (18)	1.77	11.55	25.68 (+0.5) 825 (19)			
15	1608	Jana NOVOTNÁ	CZE	3296	-394	14.00 (-0.2) 978 (11)	1.71	10.60	25.05 (+0.1) 882 (12)			
16	1913	Ida THUNBERG	SWE	3272	-418	13.93 (+0.3) 988 (9)	1.62	12.20	25.39 (+0.5) 851 (16)			
17	1667	Sanni PAJASMAA	FIN	3267	-423	14.49 (-0.2) 910 (19)	1.65	12.67	25.34 (+0.1) 856 (14)			

HEPTATHLON SUMMARY AFTER 4 EVENTS

12-13 July 2018



PLACE	BIB	NAME	COUNTRY	POINTS	POINTS BEHIND LEADER	100 Metres Hurdles	High Jump	Shot Put	200 Metres	Long Jump	Javelin Throw	800 Metres
18	1898	Mathilde REY	SUI	3246	-444	14.54 (-0.5) 903 (20) 1770 (14)	1.71 867 (11) 2434 (16)	12.04 664 (14) 2477 (13)	25.83 (-0.1) 812 (21) 3246 (18)			
19	1914	Erika WÄRFF	SWE	3231	-459	15.18 (-0.5) 818 (25) 1759 (17)	1.77 941 (6) 2477 (13)	12.86 718 (7) 2477 (13)	26.50 (+0.1) 754 (25) 3231 (19)			
20	1531	Camryn NEWTON-SMITH	AUS	3195	-495	14.21 (+0.5) 949 (15) 1744 (19)	1.65 795 (17) 1744 (19)	11.34 618 (18) 2362 (21)	25.59 (-0.1) 833 (18) 3195 (20)			
21	1676	Agathe GUILLEMOT	FRA	3134	-556	14.62 (-0.5) 892 (21) 1687 (21)	1.65 795 (18) 1687 (21)	10.84 585 (21) 2272 (23)	25.27 (-0.1) 862 (13) 3134 (21)			
22	1816	Urte BACIANSKAITE	LTU	3123	-567	15.16 (-0.5) 821 (24) 1580 (24)	1.62 759 (21) 1580 (24)	13.87 785 (2) 2365 (20)	26.45 (+0.5) 758 (24) 3123 (22)			
23	1714	Johanna SIEBLER	GER	3118	-572	14.29 (-0.2) 938 (17) 1593 (23)	1.53 655 (25) 1593 (23)	13.34 750 (4) 2343 (22)	26.26 (+0.5) 775 (23) 3118 (23)			
24	1641	Margit KALK	EST	3052	-638	14.93 (-0.5) 851 (23) 1646 (22)	1.65 795 (20) 1646 (22)	11.16 606 (19) 2252 (24)	25.97 (+0.1) 800 (22) 3052 (24)			
25	1613	Anna Øbakke LANGE	DEN	2981	-709	15.76 (-0.5) 744 (26) 1433 (25)	1.56 689 (24) 1433 (25)	13.10 734 (6) 2167 (25)	25.81 (+0.5) 814 (20) 2981 (25)			
	1940	Alina SHUKH	UKR	DNF		14.68 (-0.2) 884 (22)	DNS					



SUMMARY



Long Jump Women - Heptathlon

RECORDS	RESULT	NAME	COUNTRY	AGE	VENUE	DATE	
World Hep. U20 Best	WH20B	6.69 Sibylle THIELE	GDR	19	Götzis (Mösle-Stadium)	20 May 1984	
Champ. Heptathlon Best	CHB	6.35 Tatyana CHERNOVA	RUS	18	Beijing (Chaoyang Sport Center)	19 Aug 2006	
Area U20 Record	AU20R	National U20 Record	NU20R	Personal Best	PB	Season Best	SB

13 July 2018

RANK	PLACE	GROUP	BIB	NAME	COUNTRY	DATE of BIRTH	RESULT	WIND	POINTS	TOTAL
1	1	A	1601	Adriana RODRÍGUEZ	CUB	12 Jul 99	6.31	-0.4	946	4580
2	2	A	1684	Niamh EMERSON	GBR	22 Apr 99	6.31	w +2.6	946	4636
3	3	A	1539	Sarah LAGGER	AUT	3 Sep 99	6.15	+0.3	896	4505
4	4	A	1530	Celeste MUCCI	AUS	11 Aug 99	6.13	+1.1	890	4413
5	5	A	1897	Annik KÄLIN	SUI	27 Apr 00	6.11	+0.8	883	4276
6	6	A	1692	Jade O'DOWDA	GBR	9 Sep 99	6.10	-0.5	880	4287
7	7	A	1858	Adrianna SULEK	POL	3 Apr 99	6.06	SB +0.6	868	4354
8	1	B	1913	Ida THUNBERG	SWE	16 Jul 99	5.92	PB +0.2	825	4097
9	8	A	1629	Claudia CONTE	ESP	14 Nov 99	5.81	-0.2	792	4102
10	9	A	1608	Jana NOVOTNÁ	CZE	26 Jan 99	5.76	-1.3	777	4073
11	10	A	1949	Anna HALL	USA	23 Mar 01	5.74	+0.3	771	4242
12	2	B	1531	Camryn NEWTON-SMITH	AUS	27 Apr 00	5.66	+0.2	747	3942
13	3	B	1835	Ida EIKENG	NOR	25 Jun 99	5.64	-0.9	741	4253
14	4	B	1667	Sanni PAJASMAA	FIN	6 Feb 99	5.64	-1.0	741	4008
15	11	A	1714	Johanna SIEBLER	GER	28 Jun 00	5.61	+0.1	732	3850
16	5	B	1613	Anna Øbakke LANGE	DEN	22 Sep 99	5.59	PB +0.4	726	3707
17	6	B	1898	Mathilde REY	SUI	29 Mar 00	5.52	SB +0.2	706	3952
18	12	A	1958	Sterling LESTER	USA	13 Nov 00	5.50	-0.4	700	4128
19	7	B	1540	Andrea OBETZHOFFER	AUT	15 Feb 99	5.49	+0.3	697	4112
19	7	B	1816	Urte BACIANSKAITE	LTU	17 Sep 00	5.49	SB +1.0	697	3820
21	9	B	1832	Marijke ESSELINK	NED	22 Jun 99	5.48	PB -0.6	694	4044
22	13	A	1641	Margit KALK	EST	16 Jun 99	5.47	-0.2	691	3743
23	10	B	1676	Agathe GUILLEMOT	FRA	11 Jul 99	5.41	+0.2	674	3808
24	11	B	1934	Darya DIKHANOVA	UKR	23 Mar 00	5.37	-0.7	663	4001
		B	1914	Erika WÄRFF	SWE	16 Jul 00	DNS			0



RESULTS



Long Jump Women - Heptathlon

RECORDS	RESULT	NAME	COUNTRY	AGE	VENUE	DATE
World Hep. U20 Best	WH20B	6.69	Sibylle THIELE	GDR	19	Götzis (Mösle-Stadium) 20 May 1984
Champ. Heptathlon Best	CHB	6.35	Tatyana CHERNOVA	RUS	18	Beijing (Chaoyang Sport Center) 19 Aug 2006
Area U20 Record	AU20R		National U20 Record	NU20R		Personal Best PB
						Season Best SB

Group A

13 July 2018 09:58 START TIME 20° C 78% HUMIDITY
10:44 END TIME 21° C 73%

PLACE	BIB	NAME	COUNTRY	DATE of BIRTH	ORDER	RESULT	1	2	3	POINTS	TOTAL
1	1601	Adriana RODRÍGUEZ	CUB	12 Jul 99	8	6.31 -0.4	6.31 -0.4	6.22 +0.4	6.11 +0.5	946	4580
2	1684	Niamh EMERSON	GBR	22 Apr 99	13	6.31 +2.6	X +0.1	5.96 +0.4	6.31 w +2.6	946	4636
3	1539	Sarah LAGGER	AUT	3 Sep 99	9	6.15 +0.3	5.90 -0.1	5.99 +0.3	6.15 +0.3	896	4505
4	1530	Celeste MUCCI	AUS	11 Aug 99	12	6.13 +1.1	5.86 +0.1	6.13 +1.1	5.86 -0.1	890	4413
5	1897	Annik KÄLIN	SUI	27 Apr 00	6	6.11 +0.8	5.64 -0.2	6.11 +0.8	4.42 +0.1	883	4276
6	1692	Jade O'DOWDA	GBR	9 Sep 99	5	6.10 -0.5	5.94 0.0	6.10 +0.1	6.10 -0.5	880	4287
7	1858	Adrianna SULEK	POL	3 Apr 99	11	6.06 +0.6	SB 0.0	5.77 +0.7	6.06 +0.6	868	4354
8	1629	Claudia CONTE	ESP	14 Nov 99	10	5.81 -0.2	5.81 -0.2	5.76 +0.5	5.71 -1.0	792	4102
9	1608	Jana NOVOTNÁ	CZE	26 Jan 99	4	5.76 -1.3	5.50 -0.6	5.60 +0.2	5.76 -1.3	777	4073
10	1949	Anna HALL	USA	23 Mar 01	1	5.74 +0.3	5.72 +0.1	5.65 +0.1	5.74 +0.3	771	4242
11	1714	Johanna SIEBLER	GER	28 Jun 00	2	5.61 +0.1	5.49 -0.7	5.61 +0.1	X -0.7	732	3850
12	1958	Sterling LESTER	USA	13 Nov 00	3	5.50 -0.4	5.50 -0.4	X +0.6	5.47 -0.7	700	4128
13	1641	Margit KALK	EST	16 Jun 99	7	5.47 -0.2	5.40 -0.6	X +0.5	5.47 -0.2	691	3743

Group B

13 July 2018 10:00 START TIME 20° C 78% HUMIDITY
10:43 END TIME 21° C 73%

PLACE	BIB	NAME	COUNTRY	DATE of BIRTH	ORDER	RESULT	1	2	3	POINTS	TOTAL
1	1913	Ida THUNBERG	SWE	16 Jul 99	2	5.92 +0.2	PB 5.86 -0.6	X +0.1	5.92 +0.2	825	4097
2	1531	Camryn NEWTON-SMITH	AUS	27 Apr 00	1	5.66 +0.2	5.42 +0.3	5.55 +0.6	5.66 +0.2	747	3942
3	1835	Ida EIKENG	NOR	25 Jun 99	6	5.64 -0.9	X +0.1	5.41 +0.2	5.64 -0.9	741	4253
4	1667	Sanni PAJASMAA	FIN	6 Feb 99	5	5.64 -1.0	5.40 -0.1	X 0.0	5.64 -1.0	741	4008
5	1613	Anna Øbakke LANGE	DEN	22 Sep 99	9	5.59 +0.4	PB 5.30 +0.1	5.55 +0.8	5.59 +0.4	726	3707
6	1898	Mathilde REY	SUI	29 Mar 00	4	5.52 +0.2	SB 5.43 -0.1	5.52 +0.2	5.36 -0.8	706	3952
7	1540	Andrea OBETZHOFFER	AUT	15 Feb 99	12	5.49 +0.3	X +0.2	5.49 +0.3	X +0.7	697	4112
7	1816	Urte BACIANSKAITE	LTU	17 Sep 00	10	5.49 +1.0	SB X +0.2	5.49 +1.0	X +0.6	697	3820
9	1832	Marijke ESSELINK	NED	22 Jun 99	7	5.48 -0.6	PB 5.41 -0.2	X +0.6	5.48 -0.6	694	4044
10	1676	Agathe GUILLEMOT	FRA	11 Jul 99	11	5.41 +0.2	5.41 +0.2	X +0.4	5.32 +0.6	674	3808
11	1934	Darya DIKHANOVA	UKR	23 Mar 00	8	5.37 -0.7	X 0.0	X	5.37 -0.7	663	4001
	1914	Erika WÄRFF	SWE	16 Jul 00	3	DNS					0



HEPTATHLON SUMMARY AFTER 5 EVENTS

RECORDS	RESULT	NAME	COUNTRY	AGE	VENUE	DATE
World U20 Record	WU20R	6542 Carolina KLÜFT	SWE	19	München	10 Aug 2002
Championships Record	CR	6470 Carolina KLÜFT	SWE	19	Kingston (NS), JAM	20 Jul 2002
World U20 Leading	WU20L	6177 Alina SHUKH	UKR	19	Götzis (AUT)	27 May 2018


12-13 July 2018



PLACE	BIB	NAME	COUNTRY	POINTS	POINTS BEHIND LEADER	100 Metres Hurdles	High Jump	Shot Put	200 Metres	Long Jump	Javelin Throw	800 Metres
1	1684	Niamh EMERSON	GBR	4636		13.76 (+0.5) 1013 (5)	1.89	12.27	24.80 (0.0)	6.31 (+2.6)		
							1093 (1)	679 (11)	905 (6)	946 (2)		
							2106 (1)	2785 (1)	3690 (1)	4636 (1)		
2	1601	Adriana RODRÍGUEZ	CUB	4580	-56	13.55 (+0.3) 1043 (3)	1.74	12.56	23.90 (0.0)	6.31 (-0.4)		
							903 (8)	698 (9)	990 (2)	946 (1)		
							1946 (4)	2644 (3)	3634 (2)	4580 (2)		
3	1539	Sarah LAGGER	AUT	4505	-131	14.21 (+0.5) 949 (14)	1.77	14.38	24.86 (-0.1)	6.15 (+0.3)		
							941 (4)	819 (1)	900 (7)	896 (3)		
							1890 (8)	2709 (2)	3609 (3)	4505 (3)		
4	1530	Celeste MUCCI	AUS	4413	-223	13.29 (+0.3) 1081 (1)	1.77	11.12	24.88 (0.0)	6.13 (+1.1)		
							941 (3)	603 (20)	898 (9)	890 (4)		
							2022 (2)	2625 (4)	3523 (4)	4413 (4)		
5	1858	Adrianna SULEK	POL	4354	-282	13.80 (+0.3) 1007 (6)	1.62	13.21	24.02 (0.0)	6.06 (+0.6)		
							759 (22)	741 (5)	979 (3)	868 (7)		
							1766 (16)	2507 (10)	3486 (6)	4354 (5)		
6	1692	Jade O'DOWDA	GBR	4287	-349	14.04 (+0.5) 973 (12)	1.71	12.33	25.03 (+0.1)	6.10 (-0.5)		
							867 (11)	683 (10)	884 (10)	880 (6)		
							1840 (12)	2523 (9)	3407 (10)	4287 (6)		
7	1897	Annik KÄLIN	SUI	4276	-360	13.90 (+0.3) 993 (7)	1.77	11.40	25.54 (-0.1)	6.11 (+0.8)		
							941 (6)	621 (17)	838 (17)	883 (5)		
							1934 (5)	2555 (5)	3393 (11)	4276 (7)		
8	1835	Ida EIKENG	NOR	4253	-383	13.55 (+0.3) 1043 (2)	1.71	11.66	24.18 (0.0)	5.64 (-0.9)		
							867 (10)	639 (15)	963 (4)	741 (13)		
							1910 (6)	2549 (6)	3512 (5)	4253 (8)		
9	1949	Anna HALL	USA	4242	-394	14.13 (+0.5) 960 (13)	1.83	10.64	24.60 (0.0)	5.74 (+0.3)		
							1016 (2)	571 (23)	924 (5)	771 (11)		
							1976 (3)	2547 (7)	3471 (7)	4242 (9)		
10	1958	Sterling LESTER	USA	4128	-508	13.65 (+0.3) 1028 (4)	1.68	10.72	23.87 (0.0)	5.50 (-0.4)		
							830 (14)	577 (22)	993 (1)	700 (18)		
							1858 (9)	2435 (15)	3428 (8)	4128 (10)		
11	1540	Andrea OBETZHOFFER	AUT	4112	-524	14.28 (-0.2) 939 (16)	1.68	13.54	25.04 (-0.1)	5.49 (+0.3)		
							830 (16)	763 (3)	883 (11)	697 (11)		
							1769 (15)	2532 (8)	3415 (9)	4112 (11)		
12	1629	Claudia CONTE	ESP	4102	-534	14.47 (-0.5) 913 (18)	1.77	11.55	25.68 (+0.5)	5.81 (-0.2)		
							941 (4)	631 (16)	825 (19)	792 (9)		
							1854 (10)	2485 (12)	3310 (14)	4102 (12)		
13	1913	Ida THUNBERG	SWE	4097	-539	13.93 (+0.3) 988 (9)	1.62	12.20	25.39 (+0.5)	5.92 (+0.2)		
							759 (22)	674 (13)	851 (16)	825 (8)		
							1747 (18)	2421 (17)	3272 (16)	4097 (13)		
14	1608	Jana NOVOTNÁ	CZE	4073	-563	14.00 (-0.2) 978 (11)	1.71	10.60	25.05 (+0.1)	5.76 (-1.3)		
							867 (13)	569 (24)	882 (12)	777 (10)		
							1845 (11)	2414 (18)	3296 (15)	4073 (14)		
15	1832	Marijke ESSELINK	NED	4044	-592	13.93 (+0.5) 988 (10)	1.68	12.27	25.37 (+0.1)	5.48 (-0.6)		
							830 (15)	679 (12)	853 (15)	694 (21)		
							1818 (13)	2497 (11)	3350 (12)	4044 (15)		
16	1667	Sanni PAJASMAA	FIN	4008	-628	14.49 (-0.2) 910 (19)	1.65	12.67	25.34 (+0.1)	5.64 (-1.0)		
							795 (19)	706 (8)	856 (14)	741 (14)		
							1705 (20)	2411 (19)	3267 (17)	4008 (16)		
17	1934	Darya DIKHANOVA	UKR	4001	-635	13.92 (-0.2) 990 (8)	1.74	10.25	24.87 (-0.1)	5.37 (-0.7)		
							903 (9)	546 (25)	899 (8)	663 (24)		
							1893 (7)	2439 (14)	3338 (13)	4001 (17)		

HEPTATHLON SUMMARY AFTER 5 EVENTS

12-13 July 2018



PLACE	BIB	NAME	COUNTRY	POINTS	POINTS BEHIND LEADER	100 Metres Hurdles	High Jump	Shot Put	200 Metres	Long Jump	Javelin Throw	800 Metres
18	1898	Mathilde REY	SUI	3952	-684	14.54 (-0.5) 903 (20) 1770 (14)	1.71 867 (11) 2434 (16)	12.04 664 (14) 2434 (16)	25.83 (-0.1) 812 (21) 3246 (18)	5.52 (+0.2) 706 (17) 3952 (18)		
19	1531	Camryn NEWTON-SMITH	AUS	3942	-694	14.21 (+0.5) 949 (15) 1744 (19)	1.65 795 (17) 2362 (21)	11.34 618 (18) 2362 (21)	25.59 (-0.1) 833 (18) 3195 (20)	5.66 (+0.2) 747 (12) 3942 (19)		
20	1714	Johanna SIEBLER	GER	3850	-786	14.29 (-0.2) 938 (17) 1593 (23)	1.53 655 (25) 2343 (22)	13.34 750 (4) 2343 (22)	26.26 (+0.5) 775 (23) 3118 (23)	5.61 (+0.1) 732 (15) 3850 (20)		
21	1816	Urte BACIANSKAITE	LTU	3820	-816	15.16 (-0.5) 821 (24) 1580 (24)	1.62 759 (21) 2365 (20)	13.87 785 (2) 2365 (20)	26.45 (+0.5) 758 (24) 3123 (22)	5.49 (+1.0) 697 (19) 3820 (21)		
22	1676	Agathe GUILLEMOT	FRA	3808	-828	14.62 (-0.5) 892 (21) 1687 (21)	1.65 795 (18) 2272 (23)	10.84 585 (21) 2272 (23)	25.27 (-0.1) 862 (13) 3134 (21)	5.41 (+0.2) 674 (23) 3808 (22)		
23	1641	Margit KALK	EST	3743	-893	14.93 (-0.5) 851 (23) 1646 (22)	1.65 795 (20) 2252 (24)	11.16 606 (19) 2252 (24)	25.97 (+0.1) 800 (22) 3052 (24)	5.47 (-0.2) 691 (22) 3743 (23)		
24	1613	Anna Øbakke LANGE	DEN	3707	-929	15.76 (-0.5) 744 (26) 1433 (25)	1.56 689 (24) 2167 (25)	13.10 734 (6) 2167 (25)	25.81 (+0.5) 814 (20) 2981 (25)	5.59 (+0.4) 726 (16) 3707 (24)		
	1914	Erika WÄRFF	SWE	DNF		15.18 (-0.5) 818 (25) 1759 (17)	1.77 941 (6) 2477 (13)	12.86 718 (7) 2477 (13)	26.50 (+0.1) 754 (25) 3231 (19)	DNS		
	1940	Alina SHUKH	UKR	DNF		14.68 (-0.2) 884 (22)	DNS					



SUMMARY



Javelin Throw Women - Heptathlon

RECORDS	RESULT	NAME	COUNTRY	AGE	VENUE	DATE	
World Hep. U20 Best	WH20B	58.31	Géraldine RUCKSTUHL	SUI	19	Götzis (Mösle-Stadium) 28 May 2017	
Champ. Heptathlon Best	CHB	54.16	Justine ROBBESON	RSA	19	Grosseto (Stadio Zecchini) 17 Jul 2004	
Area U20 Record	AU20R	National U20 Record	NU20R	Personal Best	PB	Season Best	SB

13 July 2018

RANK	PLACE	GROUP	BIB	NAME	COUNTRY	DATE of BIRTH	RESULT	POINTS	TOTAL
1	1	A	1913	Ida THUNBERG	SWE	16 Jul 99	47.06	803	4900
2	2	A	1835	Ida EIKENG	NOR	25 Jun 99	45.81	779	5032
3	3	A	1539	Sarah LAGGER	AUT	3 Sep 99	45.76	778	5283
4	1	B	1531	Camryn NEWTON-SMITH	AUS	27 Apr 00	44.97	763	4705
5	4	A	1530	Celeste MUCCI	AUS	11 Aug 99	44.28	750	5163
6	5	A	1613	Anna Øbakke LANGE	DEN	22 Sep 99	44.03	745	4452
7	6	A	1714	Johanna SIEBLER	GER	28 Jun 00	43.19	729	4579
8	7	A	1540	Andrea OBETZHOFFER	AUT	15 Feb 99	42.41	714	4826
9	8	A	1832	Marijke ESSELINK	NED	22 Jun 99	41.80	702	4746
10	2	B	1898	Mathilde REY	SUI	29 Mar 00	41.55	697	4649
11	9	A	1641	Margit KALK	EST	16 Jun 99	40.21	671	4414
12	10	A	1629	Claudia CONTE	ESP	14 Nov 99	40.12	670	4772
13	11	A	1816	Urte BACIANSKAITE	LTU	17 Sep 00	39.92	666	4486
14	3	B	1858	Adrianna SULEK	POL	3 Apr 99	39.35	655	5009
15	12	A	1684	Niamh EMERSON	GBR	22 Apr 99	39.02	649	5285
16	4	B	1608	Jana NOVOTNÁ	CZE	26 Jan 99	38.27	634	4707
17	5	B	1897	Annik KÄLIN	SUI	27 Apr 00	37.73	624	4900
18	6	B	1692	Jade O'DOWDA	GBR	9 Sep 99	35.05	573	4860
19	7	B	1601	Adriana RODRÍGUEZ	CUB	12 Jul 99	34.74	567	5147
20	8	B	1667	Sanni PAJASMAA	FIN	6 Feb 99	34.50	562	4570
21	9	B	1949	Anna HALL	USA	23 Mar 01	32.44	523	4765
22	10	B	1934	Darya DIKHANOVA	UKR	23 Mar 00	29.53	468	4469
23	11	B	1676	Agathe GUILLEMOT	FRA	11 Jul 99	28.56	449	4257
24	12	B	1958	Sterling LESTER	USA	13 Nov 00	26.01	401	4529
		A	1914	Erika WÄRFF	SWE	16 Jul 00	DNS		0



RESULTS



Javelin Throw Women - Heptathlon

RECORDS	RESULT	NAME	COUNTRY	AGE	VENUE	DATE	
World Hep. U20 Best	WH20B	58.31	Géraldine RUCKSTUHL	SUI	19	Götzis (Mösle-Stadium) 28 May 2017	
Champ. Heptathlon Best	CHB	54.16	Justine ROBBESON	RSA	19	Grosseto (Stadio Zecchini) 17 Jul 2004	
Area U20 Record	AU20R	National U20 Record	NU20R	Personal Best	PB	Season Best	SB

Group A		13 July 2018	12:10	START TIME	23° C	57 %				POINTS	TOTAL	
			12:40	END TIME	TEMPERATURE	HUMIDITY	1	2	3			
					24° C	50 %						
PLACE	BIB	NAME	COUNTRY	DATE of BIRTH	ORDER	RESULT	1	2	3	POINTS	TOTAL	
1	1913	Ida THUNBERG	SWE	16 Jul 99	12	47.06	45.41	45.07	47.06	803	4900	
2	1835	Ida EIKENG	NOR	25 Jun 99	4	45.81	37.59	43.86	45.81	779	5032	
3	1539	Sarah LAGGER	AUT	3 Sep 99	8	45.76	45.71	45.76	45.13	778	5283	
4	1530	Celeste MUCCI	AUS	11 Aug 99	5	44.28	PB	37.96	40.44	44.28	750	5163
5	1613	Anna Øbakke LANGE	DEN	22 Sep 99	6	44.03	39.63	44.03	41.81	745	4452	
6	1714	Johanna SIEBLER	GER	28 Jun 00	13	43.19	43.19	38.87	-	729	4579	
7	1540	Andrea OBETZHOFFER	AUT	15 Feb 99	2	42.41	39.98	X	42.41	714	4826	
8	1832	Marijke ESSELINK	NED	22 Jun 99	7	41.80	39.80	41.80	37.46	702	4746	
9	1641	Margit KALK	EST	16 Jun 99	11	40.21	37.51	X	40.21	671	4414	
10	1629	Claudia CONTE	ESP	14 Nov 99	3	40.12	40.12	35.39	36.15	670	4772	
11	1816	Urte BACIANSKAITE	LTU	17 Sep 00	10	39.92	33.21	39.02	39.92	666	4486	
12	1684	Niamh EMERSON	GBR	22 Apr 99	9	39.02	39.02	35.12	35.66	649	5285	
	1914	Erika WÄRFF	SWE	16 Jul 00	1	DNS					0	

Group B		13 July 2018	13:05	START TIME	24° C	50 %				POINTS	TOTAL	
			13:38	END TIME	TEMPERATURE	HUMIDITY	1	2	3			
					25° C	47 %						
PLACE	BIB	NAME	COUNTRY	DATE of BIRTH	ORDER	RESULT	1	2	3	POINTS	TOTAL	
1	1531	Camryn NEWTON-SMITH	AUS	27 Apr 00	1	44.97	PB	42.82	43.36	44.97	763	4705
2	1898	Mathilde REY	SUI	29 Mar 00	2	41.55	41.04	39.71	41.55	697	4649	
3	1858	Adrianna SULEK	POL	3 Apr 99	4	39.35	PB	39.35	38.60	X	655	5009
4	1608	Jana NOVOTNÁ	CZE	26 Jan 99	10	38.27	SB	30.13	29.84	38.27	634	4707
5	1897	Annik KÄLIN	SUI	27 Apr 00	5	37.73	SB	37.73	32.54	34.40	624	4900
6	1692	Jade O'DOWDA	GBR	9 Sep 99	3	35.05	33.04	35.05	32.65	573	4860	
7	1601	Adriana RODRÍGUEZ	CUB	12 Jul 99	6	34.74	33.57	X	34.74	567	5147	
8	1667	Sanni PAJASMAA	FIN	6 Feb 99	8	34.50	PB	31.73	32.54	34.50	562	4570
9	1949	Anna HALL	USA	23 Mar 01	12	32.44	26.18	29.70	32.44	523	4765	
10	1934	Darya DIKHANOVA	UKR	23 Mar 00	9	29.53	26.84	29.11	29.53	468	4469	
11	1676	Agathe GUILLEMOT	FRA	11 Jul 99	11	28.56	SB	28.56	25.74	26.52	449	4257
12	1958	Sterling LESTER	USA	13 Nov 00	7	26.01	22.63	26.01	X	401	4529	



HEPTATHLON SUMMARY AFTER 6 EVENTS

CORRECTED ACCORDING TO RULE 200.12

RECORDS	RESULT	NAME	COUNTRY	AGE	VENUE	DATE	
World U20 Record	WU20R	6542	Carolina KLÜFT	SWE	19	München	10 Aug 2002
Championships Record	CR	6470	Carolina KLÜFT	SWE	19	Kingston (NS), JAM	20 Jul 2002
World U20 Leading	WU20L	6177	Alina SHUKH	UKR	19	Götzis (AUT)	27 May 2018

12-13 July 2018



PLACE	BIB	NAME	COUNTRY	POINTS	POINTS BEHIND LEADER	100 Metres Hurdles	High Jump	Shot Put	200 Metres	Long Jump	Javelin Throw	800 Metres
1	1684	Niamh EMERSON	GBR	5285		13.76 (+0.5) 1013 (5)	1.89 1093 (1) 2106 (1)	12.27 679 (11) 2785 (1)	24.80 (0.0) 905 (6) 3690 (1)	6.31 (+2.6) 946 (2) 4636 (1)	39.02 649 (15) 5285 (1)	
2	1539	Sarah LAGGER	AUT	5283	-2	14.21 (+0.5) 949 (14)	1.77 941 (4) 1890 (8)	14.38 819 (1) 2709 (2)	24.86 (-0.1) 900 (7) 3609 (3)	6.15 (+0.3) 896 (3) 4505 (3)	45.76 778 (3) 5283 (2)	
3	1530	Celeste MUCCI	AUS	5163	-122	13.29 (+0.3) 1081 (1)	1.77 941 (3) 2022 (2)	11.12 603 (20) 2625 (4)	24.88 (0.0) 898 (9) 3523 (4)	6.13 (+1.1) 890 (4) 4413 (4)	44.28 750 (5) 5163 (3)	
4	1601	Adriana RODRÍGUEZ	CUB	5147	-138	13.55 (+0.3) 1043 (3)	1.74 903 (8) 1946 (4)	12.56 698 (9) 2644 (3)	23.90 (0.0) 990 (2) 3634 (2)	6.31 (-0.4) 946 (1) 4580 (2)	34.74 567 (19) 5147 (4)	
5	1835	Ida EIKENG	NOR	5032	-253	13.55 (+0.3) 1043 (2)	1.71 867 (10) 1910 (6)	11.66 639 (15) 2549 (6)	24.18 (0.0) 963 (4) 3512 (5)	5.64 (-0.9) 741 (13) 4253 (8)	45.81 779 (2) 5032 (5)	
6	1858	Adrianna SULEK	POL	5009	-276	13.80 (+0.3) 1007 (6)	1.62 759 (22) 1766 (16)	13.21 741 (5) 2507 (10)	24.02 (0.0) 979 (3) 3486 (6)	6.06 (+0.6) 868 (7) 4354 (5)	39.35 655 (14) 5009 (6)	
7	1897	Annik KÄLIN	SUI	4900	-385	13.90 (+0.3) 993 (7)	1.77 941 (6) 1934 (5)	11.40 621 (17) 2555 (5)	25.54 (-0.1) 838 (17) 3393 (11)	6.11 (+0.8) 883 (5) 4276 (7)	37.73 624 (17) 4900 (7)	
7	1913	Ida THUNBERG	SWE	4900	-385	13.93 (+0.3) 988 (9)	1.62 759 (22) 1747 (18)	12.20 674 (13) 2421 (17)	25.39 (+0.5) 851 (16) 3272 (16)	5.92 (+0.2) 825 (8) 4097 (13)	47.06 803 (1) 4900 (7)	
9	1692	Jade O'DOWDA	GBR	4860	-425	14.04 (+0.5) 973 (12)	1.71 867 (11) 1840 (12)	12.33 683 (10) 2523 (9)	25.03 (+0.1) 884 (10) 3407 (10)	6.10 (-0.5) 880 (6) 4287 (6)	35.05 573 (18) 4860 (9)	
10	1540	Andrea OBETZHOFFER	AUT	4826	-459	14.28 (-0.2) 939 (16)	1.68 830 (16) 1769 (15)	13.54 763 (3) 2532 (8)	25.04 (-0.1) 883 (11) 3415 (9)	5.49 (+0.3) 697 (19) 4112 (11)	42.41 714 (8) 4826 (10)	
11	1629	Claudia CONTE	ESP	4772	-513	14.47 (-0.5) 913 (18)	1.77 941 (4) 1854 (10)	11.55 631 (16) 2485 (12)	25.68 (+0.5) 825 (19) 3310 (14)	5.81 (-0.2) 792 (9) 4102 (12)	40.12 670 (12) 4772 (11)	
12	1949	Anna HALL	USA	4765	-520	14.13 (+0.5) 960 (13)	1.83 1016 (2) 1976 (3)	10.64 571 (23) 2547 (7)	24.60 (0.0) 924 (5) 3471 (7)	5.74 (+0.3) 771 (11) 4242 (9)	32.44 523 (21) 4765 (12)	
13	1832	Marijke ESSELINK	NED	4746	-539	13.93 (+0.5) 988 (10)	1.68 830 (15) 1818 (13)	12.27 679 (12) 2497 (11)	25.37 (+0.1) 853 (15) 3350 (12)	5.48 (-0.6) 694 (21) 4044 (15)	41.80 702 (9) 4746 (13)	
14	1608	Jana NOVOTNÁ	CZE	4707	-578	14.00 (-0.2) 978 (11)	1.71 867 (13) 1845 (11)	10.60 569 (24) 2414 (18)	25.05 (+0.1) 882 (12) 3296 (15)	5.76 (-1.3) 777 (10) 4073 (14)	38.27 634 (16) 4707 (14)	
15	1531	Camryn NEWTON-SMITH	AUS	4705	-580	14.21 (+0.5) 949 (15)	1.65 795 (17) 1744 (19)	11.34 618 (18) 2362 (21)	25.59 (-0.1) 833 (18) 3195 (20)	5.66 (+0.2) 747 (12) 3942 (19)	44.97 763 (4) 4705 (15)	
16	1898	Mathilde REY	SUI	4649	-636	14.54 (-0.5) 903 (20)	1.71 867 (11) 1770 (14)	12.04 664 (14) 2434 (16)	25.83 (-0.1) 812 (21) 3246 (18)	5.52 (+0.2) 706 (17) 3952 (18)	41.55 697 (10) 4649 (16)	
17	1714	Johanna SIEBLER	GER	4579	-706	14.29 (-0.2) 938 (17)	1.53 655 (25) 1593 (23)	13.34 750 (4) 2343 (22)	26.26 (+0.5) 775 (23) 3118 (23)	5.61 (+0.1) 732 (15) 3850 (20)	43.19 729 (7) 4579 (17)	



HEPTATHLON SUMMARY AFTER 6 EVENTS

CORRECTED ACCORDING TO RULE 200.12

12-13 July 2018



PLACE	BIB	NAME	COUNTRY	POINTS	POINTS BEHIND LEADER	100 Metres Hurdles	High Jump	Shot Put	200 Metres	Long Jump	Javelin Throw	800 Metres
18	1667	Sanni PAJASMAA	FIN	4570	-715	14.49 (-0.2) 910 (19)	1.65 795 (19)	12.67 706 (8)	25.34 (+0.1) 856 (14)	5.64 (-1.0) 741 (14)	34.50 562 (20)	
						1705 (20)	2411 (19)	3267 (17)	4008 (16)	4570 (19)		
19	1958	Sterling LESTER	USA	4529	-756	13.65 (+0.3) 1028 (4)	1.68 830 (14)	10.72 577 (22)	23.87 (0.0) 993 (1)	5.50 (-0.4) 700 (18)	26.01 401 (24)	
						1858 (9)	2435 (15)	3428 (8)	4128 (10)	4529 (19)		
20	1816	Urte BACIANSKAITE	LTU	4486	-799	15.16 (-0.5) 821 (24)	1.62 759 (21)	13.87 785 (2)	26.45 (+0.5) 758 (24)	5.49 (+1.0) 697 (19)	39.92 666 (13)	
						1580 (24)	2365 (20)	3123 (22)	3820 (21)	4486 (20)		
21	1934	Darya DIKHANOVA	UKR	4469	-816	13.92 (-0.2) 990 (8)	1.74 903 (9)	10.25 546 (25)	24.87 (-0.1) 899 (8)	5.37 (-0.7) 663 (24)	29.53 468 (22)	
						1893 (7)	2439 (14)	3338 (13)	4001 (17)	4469 (21)		
22	1613	Anna Øbakke LANGE	DEN	4452	-833	15.76 (-0.5) 744 (26)	1.56 689 (24)	13.10 734 (6)	25.81 (+0.5) 814 (20)	5.59 (+0.4) 726 (16)	44.03 745 (6)	
						1433 (25)	2167 (25)	2981 (25)	3707 (24)	4452 (22)		
23	1641	Margit KALK	EST	4414	-871	14.93 (-0.5) 851 (23)	1.65 795 (20)	11.16 606 (19)	25.97 (+0.1) 800 (22)	5.47 (-0.2) 691 (22)	40.21 671 (11)	
						1646 (22)	2252 (24)	3052 (24)	3743 (23)	4414 (23)		
24	1676	Agathe GUILLEMOT	FRA	4257	-1028	14.62 (-0.5) 892 (21)	1.65 795 (18)	10.84 585 (21)	25.27 (-0.1) 862 (13)	5.41 (+0.2) 674 (23)	28.56 449 (23)	
						1687 (21)	2272 (23)	3134 (21)	3808 (22)	4257 (24)		
	1914	Erika WÄRFF	SWE	DNF		15.18 (-0.5) 818 (25)	1.77 941 (6)	12.86 718 (7)	26.50 (+0.1) 754 (25)	DNS		
						1759 (17)	2477 (13)	3231 (19)				
	1940	Alina SHUKH	UKR	DNF		14.68 (-0.2) 884 (22)	DNS					



SUMMARY



800 Metres Women - Heptathlon

RECORDS	RESULT	NAME	COUNTRY	AGE	VENUE	DATE	
World Hep. U20 Best	WH20B	2:06.83	Jana SOBOTKA	GDR	19	Potsdam 21 Jul 1984	
Champ. Heptathlon Best	CHB	2:09.37	Agathe GUILLEMOT	FRA	19	Tampere 13 Jul 2018	
Area U20 Record	AU20R	National U20 Record	NU20R	Personal Best	PB	Season Best	SB

13 July 2018

RANK	PLACE	HEAT	LANE	BIB	NAME	COUNTRY	DATE of BIRTH	RESULT		POINTS	TOTAL
1	1	1	8	1676	Agathe GUILLEMOT	FRA	11 Jul 99	2:09.37	CHB	974	5231
2	1	3	1	1684	Niamh EMERSON	GBR	22 Apr 99	2:09.74	PB	968	6253
3	2	1	3	1958	Sterling LESTER	USA	13 Nov 00	2:11.08	PB	949	5478
4	2	3	2	1539	Sarah LAGGER	AUT	3 Sep 99	2:11.53	PB	942	6225
5	3	3	6	1858	Adrianna SULEK	POL	3 Apr 99	2:12.38		930	5939
6	1	2	4	1949	Anna HALL	USA	23 Mar 01	2:15.19	PB	890	5655
7	3	1	5	1934	Darya DIKHANOVA	UKR	23 Mar 00	2:15.45		886	5355
8	2	2	3	1629	Claudia CONTE	ESP	14 Nov 99	2:20.40		818	5590
9	3	2	6	1608	Jana NOVOTNÁ	CZE	26 Jan 99	2:20.55	SB	816	5523
10	4	2	1	1692	Jade O'DOWDA	GBR	9 Sep 99	2:21.74		800	5660
11	5	2	7	1531	Camryn NEWTON-SMITH	AUS	27 Apr 00	2:23.11	PB	782	5487
12	4	1	6	1613	Anna Øbakke LANGE	DEN	22 Sep 99	2:23.12	PB	782	5234
13	4	3	7	1897	Annik KÄLIN	SUI	27 Apr 00	2:24.46		764	5664
14	5	3	4	1601	Adriana RODRÍGUEZ	CUB	12 Jul 99	2:24.52		763	5910
15	5	1	2	1667	Sanni PAJASMAA	FIN	6 Feb 99	2:24.81		759	5329
16	6	2	5	1832	Marijke ESSELINK	NED	22 Jun 99	2:26.21	SB	741	5487
17	6	1	7	1641	Margit KALK	EST	16 Jun 99	2:26.79		734	5148
18	7	1	1	1714	Johanna SIEBLER	GER	28 Jun 00	2:28.12	SB	717	5296
19	7	2	2	1540	Andrea OBETZHOFFER	AUT	15 Feb 99	2:29.06		705	5531
20	6	3	3	1530	Celeste MUCCI	AUS	11 Aug 99	2:29.30		702	5865
21	7	3	8	1913	Ida THUNBERG	SWE	16 Jul 99	2:31.77		671	5571
22	8	1	4	1816	Urte BACIANSKAITE	LTU	17 Sep 00	2:31.79		671	5157
23	8	3	5	1835	Ida EIKENG	NOR	25 Jun 99	2:35.45	SB	626	5658
		2	8	1898	Mathilde REY	SUI	29 Mar 00	DQ	163.3(a)	0	4649

NOTE IAAF Rule 163.3(a) - Lane infringement



RACE ANALYSIS



800 Metres Women - Heptathlon

Heat 3

3

13 July 2018 19:16 START TIME

25° C TEMPERATURE 51 % HUMIDITY

PLACE	BIB	NAME	COUNTRY	DATE of BIRTH	RESULT
400m					
1	1684	Niamh EMERSON	GBR	22 Apr 99	2:09.74 PB
		1:04.15 (2)			1:05.59 (1)
2	1539	Sarah LAGGER	AUT	3 Sep 99	2:11.53 PB
		1:04.65 (3)			1:06.88 (2)
3	1858	Adrianna SULEK	POL	3 Apr 99	2:12.38
		1:02.90 (1)			1:09.48 (3)
4	1897	Annik KÄLIN	SUI	27 Apr 00	2:24.46
		1:10.07 (4)			1:14.39 (5)
5	1601	Adriana RODRÍGUEZ	CUB	12 Jul 99	2:24.52
		1:13.85 (6)			1:10.67 (4)
6	1530	Celeste MUCCI	AUS	11 Aug 99	2:29.30
		1:13.94 (7)			1:15.36 (6)
7	1913	Ida THUNBERG	SWE	16 Jul 99	2:31.77
		1:10.34 (5)			1:21.43 (8)
8	1835	Ida EIKENG	NOR	25 Jun 99	2:35.45 SB
		1:14.31 (8)			1:21.14 (7)



RESULTS



800 Metres Women - Heptathlon

RECORDS	RESULT	NAME	COUNTRY	AGE	VENUE	DATE
World Hep. U20 Best	WH20B	2:06.83	Jana SOBOTKA	GDR	19	Potsdam 21 Jul 1984
Champ. Heptathlon Best	CHB	2:09.37	Agathe GUILLEMOT	FRA	19	Tampere 13 Jul 2018

Area U20 Record **AU20R** National U20 Record **NU20R** Personal Best **PB** Season Best **SB**

Heat 1

3

13 July 2018 18:59 START TIME 26° C TEMPERATURE 45 % HUMIDITY

PLACE	BIB	NAME	COUNTRY	DATE of BIRTH	LANE	RESULT		POINTS	TOTAL
1	1676	Agathe GUILLEMOT	FRA	11 Jul 99	8	2:09.37	CHB	974	5231
2	1958	Sterling LESTER	USA	13 Nov 00	3	2:11.08	PB	949	5478
3	1934	Darya DIKHANOVA	UKR	23 Mar 00	5	2:15.45		886	5355
4	1613	Anna Øbakke LANGE	DEN	22 Sep 99	6	2:23.12	PB	782	5234
5	1667	Sanni PAJASMAA	FIN	6 Feb 99	2	2:24.81		759	5329
6	1641	Margit KALK	EST	16 Jun 99	7	2:26.79		734	5148
7	1714	Johanna SIEBLER	GER	28 Jun 00	1	2:28.12	SB	717	5296
8	1816	Urte BACIANSKAITE	LTU	17 Sep 00	4	2:31.79		671	5157

INTERMEDIATE TIMES 400m Agathe GUILLEMOT 1:04.31

Heat 2

3

13 July 2018 19:08 START TIME 25° C TEMPERATURE 51 % HUMIDITY

PLACE	BIB	NAME	COUNTRY	DATE of BIRTH	LANE	RESULT		POINTS	TOTAL
1	1949	Anna HALL	USA	23 Mar 01	4	2:15.19	PB	890	5655
2	1629	Claudia CONTE	ESP	14 Nov 99	3	2:20.40		818	5590
3	1608	Jana NOVOTNÁ	CZE	26 Jan 99	6	2:20.55	SB	816	5523
4	1692	Jade O'DOWDA	GBR	9 Sep 99	1	2:21.74		800	5660
5	1531	Camryn NEWTON-SMITH	AUS	27 Apr 00	7	2:23.11	PB	782	5487
6	1832	Marijke ESSELINK	NED	22 Jun 99	5	2:26.21	SB	741	5487
7	1540	Andrea OBETZHOFFER	AUT	15 Feb 99	2	2:29.06		705	5531
1898		Mathilde REY	SUI	29 Mar 00	8	DQ	163.3(a)	0	4649

NOTE IAAF Rule 163.3(a) - Lane infringement

INTERMEDIATE TIMES 400m Anna HALL 1:04.47

Heat 3

3

13 July 2018 19:16 START TIME 25° C TEMPERATURE 51 % HUMIDITY

PLACE	BIB	NAME	COUNTRY	DATE of BIRTH	LANE	RESULT		POINTS	TOTAL
1	1684	Niamh EMERSON	GBR	22 Apr 99	1	2:09.74	PB	968	6253
2	1539	Sarah LAGGER	AUT	3 Sep 99	2	2:11.53	PB	942	6225
3	1858	Adrianna SULEK	POL	3 Apr 99	6	2:12.38		930	5939
4	1897	Annik KÄLIN	SUI	27 Apr 00	7	2:24.46		764	5664
5	1601	Adriana RODRÍGUEZ	CUB	12 Jul 99	4	2:24.52		763	5910
6	1530	Celeste MUCCI	AUS	11 Aug 99	3	2:29.30		702	5865
7	1913	Ida THUNBERG	SWE	16 Jul 99	8	2:31.77		671	5571
8	1835	Ida EIKENG	NOR	25 Jun 99	5	2:35.45	SB	626	5658

INTERMEDIATE TIMES 400m Adrianna SULEK 1:02.90

HEPTATHLON FINAL RESULTS

BIB 1530 REVISED RECORD

RECORDS	RESULT	NAME	COUNTRY	AGE	VENUE	DATE
World U20 Record	WU20R	6542 Carolina KLÜFT	SWE	19	München	10 Aug 2002
Championships Record	CR	6470 Carolina KLÜFT	SWE	19	Kingston (NS), JAM	20 Jul 2002
World U20 Leading	WU20L	6253 Niamh EMERSON	GBR	19	Tampere	13 Jul 2018

12-13 July 2018



PLACE	BIB	NAME	COUNTRY	POINTS	POINTS BEHIND LEADER	100 Metres Hurdles	High Jump	Shot Put	200 Metres	Long Jump	Javelin Throw	800 Metres
1	1684	Niamh EMERSON	GBR	6253		13.76 (+0.5) 1013 (5)	1.89 1093 (1) 2106 (1)	12.27 679 (11) 2785 (1)	24.80 (0.0) 905 (6) 3690 (1)	6.31 (+2.6) 946 (2) 4636 (1)	39.02 649 (15) 5285 (1)	2:09.74 968 (2) 6253 (1)
2	1539	Sarah LAGGER	AUT	6225	-28	14.21 (+0.5) 949 (14)	1.77 941 (4) 1890 (8)	14.38 819 (1) 2709 (2)	24.86 (-0.1) 900 (7) 3609 (3)	6.15 (+0.3) 896 (3) 4505 (3)	45.76 778 (3) 5283 (2)	2:11.53 942 (4) 6225 (2)
3	1858	Adrianna SULEK	POL	5939	-314	13.80 (+0.3) 1007 (6)	1.62 759 (22) 1766 (16)	13.21 741 (5) 2507 (10)	24.02 (0.0) 979 (3) 3486 (6)	6.06 (+0.6) 868 (7) 4354 (5)	39.35 655 (14) 5009 (6)	2:12.38 930 (5) 5939 (3)
4	1601	Adriana RODRÍGUEZ	CUB	5910	-343	13.55 (+0.3) 1043 (3)	1.74 903 (8) 1946 (4)	12.56 698 (9) 2644 (3)	23.90 (0.0) 990 (2) 3634 (2)	6.31 (-0.4) 946 (1) 4580 (2)	34.74 567 (19) 5147 (4)	2:24.52 763 (14) 5910 (4)
5	1530	Celeste MUCCI	AUS	5865	-388	13.29 (+0.3) 1081 (1)	1.77 941 (3) 2022 (2)	11.12 603 (20) 2625 (4)	24.88 (0.0) 898 (9) 3523 (4)	6.13 (+1.1) 890 (4) 4413 (4)	44.28 750 (5) 5163 (3)	2:29.30 702 (20) 5865 (5)
6	1897	Annik KÄLIN	SUI	5664	-589	13.90 (+0.3) 993 (7)	1.77 941 (6) 1934 (5)	11.40 621 (17) 2555 (5)	25.54 (-0.1) 838 (17) 3393 (11)	6.11 (+0.8) 883 (5) 4276 (7)	37.73 624 (17) 4900 (7)	2:24.46 764 (13) 5664 (6)
7	1692	Jade O'DOWDA	GBR	5660	-593	14.04 (+0.5) 973 (12)	1.71 867 (11) 1840 (12)	12.33 683 (10) 2523 (9)	25.03 (+0.1) 884 (10) 3407 (10)	6.10 (-0.5) 880 (6) 4287 (6)	35.05 573 (18) 4860 (9)	2:21.74 800 (10) 5660 (7)
8	1835	Ida EIKENG	NOR	5658	-595	13.55 (+0.3) 1043 (2)	1.71 867 (10) 1910 (6)	11.66 639 (15) 2549 (6)	24.18 (0.0) 963 (4) 3512 (5)	5.64 (-0.9) 741 (13) 4253 (8)	45.81 779 (2) 5032 (5)	2:35.45 626 (23) 5658 (8)
9	1949	Anna HALL	USA	5655	-598	14.13 (+0.5) 960 (13)	1.83 1016 (2) 1976 (3)	10.64 571 (23) 2547 (7)	24.60 (0.0) 924 (5) 3471 (7)	5.74 (+0.3) 771 (11) 4242 (9)	32.44 523 (21) 4765 (12)	2:15.19 890 (6) 5655 (9)
10	1629	Claudia CONTE	ESP	5590	-663	14.47 (-0.5) 913 (18)	1.77 941 (4) 1854 (10)	11.55 631 (16) 2485 (12)	25.68 (+0.5) 825 (19) 3310 (14)	5.81 (-0.2) 792 (9) 4102 (12)	40.12 670 (12) 4772 (11)	2:20.40 818 (8) 5590 (10)
11	1913	Ida THUNBERG	SWE	5571	-682	13.93 (+0.3) 988 (9)	1.62 759 (22) 1747 (18)	12.20 674 (13) 2421 (17)	25.39 (+0.5) 851 (16) 3272 (16)	5.92 (+0.2) 825 (8) 4097 (13)	47.06 803 (1) 4900 (7)	2:31.77 671 (21) 5571 (11)
12	1540	Andrea OBETZHOFFER	AUT	5531	-722	14.28 (-0.2) 939 (16)	1.68 830 (16) 1769 (15)	13.54 763 (3) 2532 (8)	25.04 (-0.1) 883 (11) 3415 (9)	5.49 (+0.3) 697 (19) 4112 (11)	42.41 714 (8) 4826 (10)	2:29.06 705 (19) 5531 (12)
13	1608	Jana NOVOTNÁ	CZE	5523	-730	14.00 (-0.2) 978 (11)	1.71 867 (13) 1845 (11)	10.60 569 (24) 2414 (18)	25.05 (+0.1) 882 (12) 3296 (15)	5.76 (-1.3) 777 (10) 4073 (14)	38.27 634 (16) 4707 (14)	2:20.55 816 (9) 5523 (13)
14	1531	Camryn NEWTON-SMITH	AUS	5487	-766	14.21 (+0.5) 949 (15)	1.65 795 (17) 1744 (19)	11.34 618 (18) 2362 (21)	25.59 (-0.1) 833 (18) 3195 (20)	5.66 (+0.2) 747 (12) 3942 (19)	44.97 763 (4) 4705 (15)	2:23.11 782 (11) 5487 (14)
14	1832	Marijke ESSELINK	NED	5487	-766	13.93 (+0.5) 988 (10)	1.68 830 (15) 1818 (13)	12.27 679 (12) 2497 (11)	25.37 (+0.1) 853 (15) 3350 (12)	5.48 (-0.6) 694 (21) 4044 (15)	41.80 702 (9) 4746 (13)	2:26.21 741 (16) 5487 (14)
16	1958	Sterling LESTER	USA	5478	-775	13.65 (+0.3) 1028 (4)	1.68 830 (14) 1858 (9)	10.72 577 (22) 2435 (15)	23.87 (0.0) 993 (1) 3428 (8)	5.50 (-0.4) 700 (18) 4128 (10)	26.01 401 (24) 4529 (19)	2:11.08 949 (3) 5478 (16)
17	1934	Darya DIKHANOVA	UKR	5355	-898	13.92 (-0.2) 990 (8)	1.74 903 (9) 1893 (7)	10.25 546 (25) 2439 (14)	24.87 (-0.1) 899 (8) 3338 (13)	5.37 (-0.7) 663 (24) 4001 (17)	29.53 468 (22) 4469 (21)	2:15.45 886 (7) 5355 (17)

HEPTATHLON FINAL RESULTS

BIB 1530 REVISED RECORD

12-13 July 2018



PLACE	BIB	NAME	COUNTRY	POINTS	POINTS BEHIND LEADER	100 Metres Hurdles	High Jump	Shot Put	200 Metres	Long Jump	Javelin Throw	800 Metres
18	1667	Sanni PAJASMAA	FIN	5329	-924	14.49 (-0.2) 910 (19)	1.65 795 (19)	12.67 706 (8)	25.34 (+0.1) 856 (14)	5.64 (-1.0) 741 (14)	34.50 562 (20)	2:24.81 759 (15)
				PB			1705 (20)	2411 (19)	3267 (17)	4008 (16)	4570 (18)	5329 (18)
19	1714	Johanna SIEBLER	GER	5296	-957	14.29 (-0.2) 938 (17)	1.53 655 (25)	13.34 750 (4)	26.26 (+0.5) 775 (23)	5.61 (+0.1) 732 (15)	43.19 729 (7)	2:28.12 717 (18)
				PB			1593 (23)	2343 (22)	3118 (23)	3850 (20)	4579 (17)	5296 (19)
20	1613	Anna Øbakke LANGE	DEN	5234	-1019	15.76 (-0.5) 744 (26)	1.56 689 (24)	13.10 734 (6)	25.81 (+0.5) 814 (20)	5.59 (+0.4) 726 (16)	44.03 745 (6)	2:23.12 782 (12)
				NU20R			1433 (25)	2167 (25)	2981 (25)	3707 (24)	4452 (22)	5234 (20)
21	1676	Agathe GUILLEMOT	FRA	5231	-1022	14.62 (-0.5) 892 (21)	1.65 795 (18)	10.84 585 (21)	25.27 (-0.1) 862 (13)	5.41 (+0.2) 674 (23)	28.56 449 (23)	2:09.37 974 (1)
							1687 (21)	2272 (23)	3134 (21)	3808 (22)	4257 (24)	5231 (21)
22	1816	Urte BACIANSKAITE	LTU	5157	-1096	15.16 (-0.5) 821 (24)	1.62 759 (21)	13.87 785 (2)	26.45 (+0.5) 758 (24)	5.49 (+1.0) 697 (19)	39.92 666 (13)	2:31.79 671 (22)
							1580 (24)	2365 (20)	3123 (22)	3820 (21)	4486 (20)	5157 (22)
23	1641	Margit KALK	EST	5148	-1105	14.93 (-0.5) 851 (23)	1.65 795 (20)	11.16 606 (19)	25.97 (+0.1) 800 (22)	5.47 (-0.2) 691 (22)	40.21 671 (11)	2:26.79 734 (17)
							1646 (22)	2252 (24)	3052 (24)	3743 (23)	4414 (23)	5148 (23)
24	1898	Mathilde REY	SUI	4649	-1604	14.54 (-0.5) 903 (20)	1.71 867 (11)	12.04 664 (14)	25.83 (-0.1) 812 (21)	5.52 (+0.2) 706 (17)	41.55 697 (10)	DQ 0
				PB			1770 (14)	2434 (16)	3246 (18)	3952 (18)	4649 (16)	4649 (24)
	1914	Erika WÄRFF	SWE	DNF		15.18 (-0.5) 818 (25)	1.77 941 (6)	12.86 718 (7)	26.50 (+0.1) 754 (25)	DNS		
							1759 (17)	2477 (13)	3231 (19)			
	1940	Alina SHUKH	UKR	DNF		14.68 (-0.2) 884 (22)	DNS					



MEDAL TABLE

FINAL

PLACE	COUNTRY	TOTAL	W	M	X	GOLD				SILVER				BRONZE			
						TOTAL	W	M	X	TOTAL	W	M	X	TOTAL	W	M	X
1	KEN KENYA	11	3	8		6	2	4		4	1	3		1		1	
2	JAM JAMAICA	12	5	7		4	2	2		5	2	3		3	1	2	
3	USA UNITED STATES	18	9	9		3	2	1		8	3	5		7	4	3	
4	ETH ETHIOPIA	9	6	3		3	2	1		2	2			4	2	2	
5	GBR GREAT BRITAIN & N.I.	7	3	4		3	1	2		1		1		3	2	1	
6	RSA SOUTH AFRICA	4	1	3		3	1	2						1		1	
7	AUS AUSTRALIA	5	2	3		2		2		3	2	1					
8	JPN JAPAN	6	3	3		2	1	1		2	2			2		2	
9	GER GERMANY	4	2	2		2	2							2		2	
10	MEX MEXICO	2	1	1		2	1	1									
11	CUB CUBA	5	3	2		1		1		1		1		3		3	
12	UKR UKRAINE	3	1	2		1	1			1		1		1		1	
13	BLR BELARUS	2	1	1		1	1			1		1					
	CHN PR OF CHINA	2	1	1		1		1		1		1					
	SWE SWEDEN	2	1	1		1		1		1		1					
16	BEL BELGIUM	2		2		1		1						1		1	
	GRE GREECE	2		2		1		1						1		1	
18	BUL BULGARIA	1	1			1	1										
	CAN CANADA	1	1			1	1										
	CZE CZECH REPUBLIC	1	1			1	1										
	IND INDIA	1	1			1	1										
	INA INDONESIA	1		1		1		1									
	ITA ITALY	1		1		1		1									
	MDA MOLDOVA	1	1			1	1										
	NZL NEW ZEALAND	1	1			1	1										
26	IRL IRELAND	2	2							2	2						
	UGA UGANDA	2	1	1						2	1	1					
28	FRA FRANCE	3	1	2						1		1		2	1	1	
29	BRA BRAZIL	2	1	1						1	1			1		1	
	ECU ECUADOR	2	1	1						1		1		1		1	
	NOR NORWAY	2		2						1		1		1		1	



PLACE	COUNTRY	TOTAL	W	M	X
32	AUT AUSTRIA	1	1		
	FIN FINLAND	1	1		
	QAT QATAR	1		1	
	ROU ROMANIA	1	1		
	TUR TURKEY	1	1		
37	SUI SWITZERLAND	4	3	1	
38	POL POLAND	2	2		
39	BRN BAHRAIN	1	1		
	CHI CHILE	1		1	
	COL COLOMBIA	1	1		
	GUA GUATEMALA	1		1	
	NED NETHERLANDS	1	1		

GOLD				SILVER				BRONZE			
TOTAL	W	M	X	TOTAL	W	M	X	TOTAL	W	M	X
				1	1						
				1	1						
				1		1					
				1	1						
								4	3	1	
								2	2		
								1	1		
								1		1	
								1		1	
								1		1	
								1	1		



RECORDS SET

FINAL

Men

Men Total

0	4	8	5	36
---	---	---	---	----

100 Metres

431	SHARIF Rahmie - JOR	11.33	h	1					NU20R
157	GURUNG Mipham Yoezer - BHU	12.05	h	4					NU20R
363	ZOHRI Lalu Muhammad - INA	10.18	f						NU20R
586	LARSSON Henrik - SWE	10.22	sf	2					NU20R
363	ZOHRI Lalu Muhammad - INA	10.24	sf	1					NU20R

200 Metres

493	SUBOTIC Kristijan - MNE	22.08	h	3					NU20R
245	RETAMAL Pol - ESP	20.81	h	5					NU20R
494	ADIGIDA Onyema - NED	21.04	h	5					NU20R

400 Metres

578	PETRUCCIANI Ricky - SUI	47.03	h	6					NU20R
147	SACOOR Jonathan - BEL	45.03	f						NU20R
147	SACOOR Jonathan - BEL	45.72	sf	1					NU20R
402	SCOTTI Edoardo - ITA	45.84	sf	2					NU20R
207	KRSEK Matej - CZE	46.59	sf	1					NU20R

800 Metres

153	CRESTAN Elliott - BEL	1:46.84	sf	2					NU20R
203	CASTRO Juan Diego - CRC	1:49.18	h	1					NU20R
203	CASTRO Juan Diego - CRC	1:49.13	sf	1					NU20R

5000 Metres

503	INGEBRIGTSEN Jakob - NOR	13:20.78	f					AU20R	NU20R
-----	--------------------------	----------	---	--	--	--	--	-------	-------

10,000 Metres

455	KIPRUTO Rhonex - KEN	27:21.08	f			CR	WU20L		
-----	----------------------	----------	---	--	--	----	-------	--	--

3000 Metres Steeplechase

667	NGUYEN Trung Cuong - VIE	8:51.16	h	2					NU20R
-----	--------------------------	---------	---	---	--	--	--	--	-------

110m Hurdles (99.0cm)

539	BARROW Owaab - QAT	13.78	h	6					NU20R
559	GUAN Chong Wei - SGP	14.03	h	6					NU20R

400 Metres Hurdles

294	CHALMERS Alastair - GBR	50.11	sf	3					NU20R
379	PIRJAHAN Mahdi - IRI	50.98	sf	2					NU20R

Pole Vault

1278	DUPLANTIS Armand - SWE	5.82	f			CR			
------	------------------------	------	---	--	--	----	--	--	--

Triple Jump

1140	DÍAZ Jordan A. - CUB	17.15	f			CR			
------	----------------------	-------	---	--	--	----	--	--	--

Shot Put (6kg)

1267	BLIGNAUT Kyle - RSA	22.07	f				WU20L	AU20R	NU20R
1309	PIPERI Adrian - USA	22.06	f					AU20R	NU20R
1200	MOUZENIDIS Odysseas - GRE	21.07	f						NU20R



Hammer Throw (6kg)

1277	CARLSSON Ragnar - SWE	77.62	f					NU20R
1180	NORRIS Jake - GBR	80.65	f					NU20R

Decathlon U20

118	MOLONEY Ashley - AUS	8190				CR	WU20L	AU20R	NU20R
532	DIAS Manuel - POR	7212							NU20R
133	OKAFOR Leon - AUT	7454							NU20R

10,000 Metres Race Walk

130	TINGAY Declan - AUS	40:49.72	f					AU20R	NU20R
-----	---------------------	----------	---	--	--	--	--	-------	-------

4x100 Metres Relay

GER	GERMANY - GER	39.13	h	2			WU20L		NU20R
USA	UNITED STATES - USA	38.88	f				WU20L		
JAM	JAMAICA - JAM	38.96	f						NU20R

4x400 Metres Relay

GBR	GREAT BRITAIN & NI - GBR	3:07.17	h	1			WU20L		
USA	UNITED STATES - USA	3:05.57	h	3			WU20L		
ITA	ITALY - ITA	3:04.05	f				WU20L		NU20R
ZIM	ZIMBABWE - ZIM	3:09.68	h	3					NU20R
SUI	SWITZERLAND - SUI	3:09.48	h	3					NU20R

Women

Women Total

0	4	8	6	53
---	---	---	---	----

100 Metres

1965	TERRY Twanisha - USA	11.03	sf	1		CR			
1717	BEVINGTON Laura - GIB	12.74	h	1					NU20R

200 Metres

1780	WILLIAMS Briana - JAM	22.50	f			CR			NU20R
1847	KOTWILA Martyna - POL	23.21	h	5					NU20R
1815	ANDRIUKAITYTE Akvile - LTU	23.35	h	5					NU20R
1847	KOTWILA Martyna - POL	23.21	f						NU20R

400 Metres

1826	HASSAN Aishath Himna - MDV	59.76	h	1					NU20R
1758	VANDI Elisabetta - ITA	53.24	sf	1					NU20R

800 Metres

1647	WELTEJI Diribe - ETH	1:59.74	f			CR	WU20L		
1899	SCLABAS Delia - SUI	2:02.12	sf	1					NU20R
1899	SCLABAS Delia - SUI	2:01.29	f						NU20R

3000 Metres Steeplechase

1803	CHESPOL Celliphine Chepteek - KEN	9:12.78	f			CR			
1749	KOLBEINSDÓTTIR Andrea - ISL	10:21.26	h	2					NU20R
1887	MARISTELA Parami Wasanthi - SRI	10:20.12	h	2					NU20R
1926	KUNUR Derya - TUR	10:03.46	f						NU20R
1599	ŠRUT Sandra - CRO	10:19.80	h	1					NU20R
1926	KUNUR Derya - TUR	10:05.60	h	1					NU20R

100 Metres Hurdles

1884	LUKIC Anja - SRB	13.64	sf	2					NU20R
1923	AYAZ Seval - TUR	13.28	sf	3					NU20R



400 Metres Hurdles

1631	GALLEGO Sara - ESP	57.11	f			NU20R
1631	GALLEGO Sara - ESP	57.18	sf	1		NU20R
1723	MÁTÓ Sára - HUN	57.83	sf	1		NU20R
1817	GALVYDYTE Gabija - LTU	58.88	sf	1		NU20R
1619	MATOS Maria Fernanda - DOM	57.74	sf	1		NU20R
1909	ZAPLETALOVÁ Emma - SVK	57.22	sf	3		NU20R
1882	BERTI Beatrice - SMR	1:03.19	h	3		NU20R

High Jump

2345	MURILLO María Fernanda - COL	1.90	f			AU20R NU20R
2409	LECKY Sommer - IRL	1.90	f			NU20R
2317	TARANDA Karyna - BLR	1.92	f			NU20R

Pole Vault

2353	ŠVÁBIKOVÁ Amálie - CZE	4.51	f			NU20R
------	------------------------	------	---	--	--	-------

Triple Jump

2325	NACHEVA Aleksandra - BUL	14.18	f			WU20L
2433	LASMANE Ruta Kate - LAT	13.48	q	B		NU20R
2433	LASMANE Ruta Kate - LAT	13.54	f			NU20R

Discus Throw

2368	LEVEELAHTI Helena - FIN	56.80	f			NU20R
------	-------------------------	-------	---	--	--	-------

Heptathlon

1684	EMERSON Niamh - GBR	6253				WU20L
1858	SULEK Adrianna - POL	5939				NU20R
1539	LAGGER Sarah - AUT	6225				NU20R
1613	LANGE Anna Øbakke - DEN	5234				NU20R
1629	CONTE Claudia - ESP	5590				NU20R

10,000 Metres Race Walk

1827	GONZÁLEZ Alegna - MEX	44:13.88	f			WU20L AU20R NU20R
1622	MOREJÓN Glenda - ECU	44:19.40	f			AU20R NU20R
1947	EWERT Taylor - USA	45:57.81	f			NU20R
1924	BEKMEZ Meryem - TUR	44:17.69	f			NU20R
1867	DE ORBETA Rachele - PUR	45:23.05	f			NU20R
1746	O'CONNOR Orla - IRL	47:55.40	f			NU20R
1598	VARGAS Noelia - CRC	45:51.58	f			NU20R

4x100 Metres Relay

GER	GERMANY - GER	43.80	h	1		WU20L
AUS	AUSTRALIA - AUS	44.78	f			AU20R NU20R
IRL	IRELAND - IRL	43.90	f			NU20R

4x400 Metres Relay

JAM	JAMAICA - JAM	3:34.22	h	1		WU20L
USA	UNITED STATES - USA	3:33.11	h	3		WU20L
USA	UNITED STATES - USA	3:28.74	f			WU20L
BRA	BRAZIL - BRA	3:36.22	h	1		AU20R NU20R
BRA	BRAZIL - BRA	3:34.55	f			AU20R NU20R
DOM	DOMINICAN REPUBLIC - DOM	3:34.09	f			NU20R
ITA	ITALY - ITA	3:34.00	f			NU20R
CAN	CANADA - CAN	3:31.93	f			NU20R
DOM	DOMINICAN REPUBLIC - DOM	3:36.22	h	3		NU20R
IND	INDIA - IND	3:39.10	h	2		NU20R
SVK	SLOVAK REPUBLIC - SVK	3:44.05	h	3		NU20R
ITA	ITALY - ITA	3:35.86	h	1		NU20R
ETH	ETHIOPIA - ETH	3:39.29	h	3		NU20R



0	8	16	11	89
---	---	----	----	----

Official IAAF Partners



PLACING TABLE

FINAL

PLACE	POINTS	COUNTRY	Gold	Silver	Bronze	Fourth	Fifth	Sixth	Seventh	Eighth
1	155	USA UNITED STATES	3	8	7		1	5	6	2
2	112	KEN KENYA	6	4	1	2	4		1	2
3	101	JAM JAMAICA	4	5	3	1	1	1	2	
4	98	ETH ETHIOPIA	3	2	4	2	5	2		
5	80	GER GERMANY	2		2	5	3	2	3	3
	80	GBR GREAT BRITAIN & N.I.	3	1	3	1	2	3	4	1
7	75	JPN JAPAN	2	2	2	3	2	1	2	3
8	71	AUS AUSTRALIA	2	3		2	3	2	3	
9	57	CHN PR OF CHINA	1	1		3	2	5	2	
10	52	FRA FRANCE		1	2	4	2	1		2
11	47	CUB CUBA	1	1	3	2	1			
12	40	RSA SOUTH AFRICA	3		1	1	1			1
13	38	ITA ITALY	1			2	2	2	1	4
14	35	SUI SWITZERLAND			4		1	2		1
15	32	UGA UGANDA		2		2		2	1	
16	26	SWE SWEDEN	1	1		1		1	1	1
17	25	BEL BELGIUM	1		1	1	1			2
	25	UKR UKRAINE	1	1	1			1		1
19	24	BLR BELARUS	1	1		1	1			
	24	POL POLAND			2		2	1		1
21	23	BRA BRAZIL		1	1		1	1	1	1
	23	IND INDIA	1			1	1	2		
23	22	CAN CANADA	1			1		1	2	2
24	18	NOR NORWAY		1	1			1		2
25	16	MEX MEXICO	2							
26	15	FIN FINLAND		1				1	2	1
	15	IRL IRELAND		2						1
	15	ESP SPAIN				2		1	1	
29	14	CZE CZECH REPUBLIC	1				1		1	
	14	GRE GREECE	1		1					
	14	NZL NEW ZEALAND	1				1			2
32	13	ECU ECUADOR		1	1					
	13	ROU ROMANIA		1				2		
	13	TUR TURKEY		1			1			2
35	11	QAT QATAR		1			1			
36	10	AUT AUSTRIA		1				1		
37	9	SVK SLOVAK REPUBLIC				1	1			
38	8	BUL BULGARIA	1							
	8	HUN HUNGARY					1		2	
	8	INA INDONESIA	1							
	8	MDA MOLDOVA	1							
	8	NED NETHERLANDS			1				1	
43	6	BRN BAHRAIN			1					
	6	CHI CHILE			1					
	6	COL COLOMBIA			1					
	6	ERI ERITREA						1	1	1
	6	GUA GUATEMALA			1					
48	5	ARM ARMENIA				1				
	5	POR PORTUGAL				1				
	5	SLO SLOVENIA				1				
51	4	LAT LATVIA					1			



PLACE	POINTS	COUNTRY	Gold	Silver	Bronze	Fourth	Fifth	Sixth	Seventh	Eighth
51	4	SRB SERBIA						1		1
53	3	LTU LITHUANIA						1		
54	2	ALG ALGERIA							1	
	2	CYP CYPRUS							1	
	2	DOM DOMINICAN REPUBLIC							1	
	2	IRI ISLAMIC REPUBLIC OF IRAN							1	
	2	MAR MOROCCO							1	
	2	PUR PUERTO RICO							1	
	2	TTO TRINIDAD AND TOBAGO							1	
61	1	BAR BARBADOS								1
	1	TPE CHINESE TAIPEI								1
	1	SRI SRI LANKA								1

